

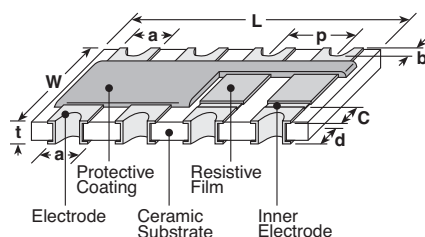
concave termination with square corners resistor array



features

- Manufactured to type RK73 standards
- Less board space than individual chips
- Isolated resistor elements
- Marking: Marked with resistance value
1E, no marking
- Products with lead-free terminations meet EU RoHS requirements. EU RoHS regulation is not intended for Pb-glass contained in electrode, resistor element and glass.
- AEC-Q200 Qualified: CN1J4 only

dimensions and construction



Size Code	Dimensions inches (mm)								
	L	W	C	d	t	a (top)	a (bot.)	b	p (ref.)
1E2 (0402x2)	.039±.004 (1.0±0.1)	.039±.004 (1.0±0.1)	.008±.004 (0.2±0.1)	.010±.004 (0.25±0.1)	.014±.004 (0.35±0.1)	.012±.004 (0.3±0.1)	.012±.006 (0.3±0.1)	.003±.002 (0.07±0.05)	.020 (0.5)
1E4 (0402x4)	.079±.004 (2.0±0.1)								
1J2 (0603x2)	.063±.008 (1.6±0.2)	.063±.008 (1.6±0.2)	.012±.008 (0.3±0.2)	.016±.004 (0.4±0.1)					
1J4 (0603x4)	.126±.008 (3.2±0.2)								
1J8 (0603x8)	.252±.008 (6.4±0.2)	.079±.008 (2.0±0.2)	.016±.008 (0.4±0.2)		.024±.004 (0.6±0.1)			.006±.004 (0.15±0.1)	
2A2 (0805x2)	0.1±.008 (2.54±0.2)								
2A4 (0805x4)	0.2±.008 (5.08±0.2)	.126±.008 (3.2±0.2)	.020±.012 (0.5±0.3)		.022±.004 (0.55±0.1)	.031±.004 (0.8±0.1)	.030±.006 (0.75±0.15)		.050 (1.27)
2A8 (0805x8)	0.4±.008 (10.16±0.2)								
2B2 (1206x2)	0.1±.008 (2.54±0.2)	.126±.008 (3.2±0.2)	.020±.012 (0.5±0.3)						
2B4 (1206x4)	0.2±.008 (5.08±0.2)								
2B8 (1206x8)	0.4±.008 (10.16±0.2)								

ordering information

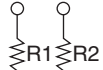
New Part #	CN	1J	4	T	TD	101	J
Type		Size	Elements	Termination Material	Packaging	Nominal Resistance	Tolerance
		1E 1J 2A 2B	2 4 8	T: Sn (Other termination styles may be available, please contact factory for options)	TE: 7" embossed plastic TD: 7" paper tape TED: 10" embossed plastic TDD: 10" paper tape	2 significant figures + 1 multiplier for ±2 & ±5% 3 significant figures + 1 multiplier for ±1%	F: ±1% G: ±2% J: ±5%

For further information on packaging, please refer to Appendix A.

concave termination with square corners resistor array

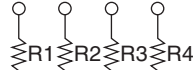
circuit schematic

CN1E2, CN1J2,
CN2A2, CN2B2



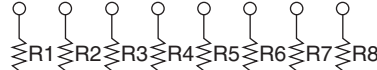
R1 = R2

CN1E4, CN1J4,
CN2A4, CN2B4



R1 = R2 = R3 = R4

CN1J8, CN2A8, CN2B8



R1 = R2 = R3 = R4 = R5 = R6 = R7 = R8

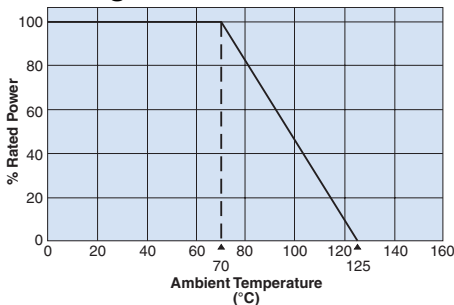
applications and ratings

Part Designation	Power Rating @ 70°C (Per Element)	T.C.R. (ppm/°C) Max.			Resistance Range (Ω)			Absolute Maximum Working Voltage	Maximum Overload Voltage (5 Secs. Max.)	Rated Ambient Temp.	Operating Temp. Range
		F:±1%	J:±5%, G:±2%	E-24, E-96 (F:±1%)	E-24 (G:±2%)	E-24 (J:±5%)					
CN1E2	1/16W (.063W)	—	±200: R≥10Ω	—	10 - 1M	10 - 100k	25V	50V	+70°C	-55°C to +125°C	
CN1E4		—		10 - 1M							
CN1J2	1/16W (.063W)	±100: R≥10Ω	±200: R≥10Ω	10 - 1M	10 - 1M	10 - 1M	50V	100V	+70°C	-55°C to +125°C	
CN1J4		—				1 - 1M					
CN1J8	1/10W (.100W)	±200: R≥10Ω	±400: R<10Ω	10 - 1M	10 - 1M	10 - 1M	100V	200V	+70°C	-55°C to +125°C	
CN2A2		—				—					
CN2A4	1/10W (.100W)	—	±400: R<10Ω	10 - 1M	10 - 1M	10 - 1M	100V	200V	+70°C	-55°C to +125°C	
CN2A8		—				—					
CN2B2	1/8W (.125W)	±200: R≥10Ω	±400: R<10Ω	10 - 1M	10 - 1M	10 - 1M	200V	400V	+70°C	-55°C to +125°C	
CN2B4		—				—					
CN2B8	1/8W (.125W)	—	—	—	—	—	—	—	—	—	

* Note that network resistors generate higher heat rather than single flat chip resistor under rated power output.

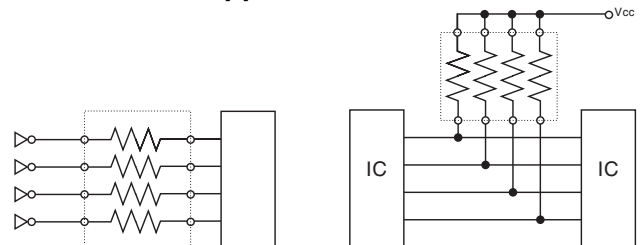
environmental applications

Derating Curve



For resistors operated at an ambient temperature of 70°C or above, a power rating shall be derated in accordance with the above derating curve.

Circuit Board Application



Performance Characteristics

Parameter	Requirement Δ R ±%		Test Method
	Limit	Typical	
Resistance	Within specified tolerance	—	25°C
T.C.R.	Within specified T.C.R.	—	+25°C/-55°C, +25°C/+125°C
Overload (Short time)	±2.0%	±0.5%	Rated voltage x 2.5 for 5 seconds
Resistance to Solder Heat	±1.0%	±0.25%	260°C ± 5°C, 10 seconds ± 1 second
Rapid Change of Temperature	±1.0%	±0.5%	-55°C (30 minutes), +125°C (30 minutes), 5 cycles
Moisture Resistance	±5.0%	±1.0%	40°C ± 2°C, 90 - 95% RH, 1000 hours, 1.5 hr ON, 0.5 hr OFF cycle
Endurance at 70°C	±5.0%	±0.5%	70°C ± 2°C, 1000 hours, 1.5 hr ON, 0.5 hr OFF cycle
High Temperature Exposure	±1.0%	±0.2%	+125°C, 1000 hours

X-ON Electronics

Largest Supplier of Electrical and Electronic Components

Click to view similar products for [Resistor Networks & Arrays](#) category:

Click to view products by [KOA Speer](#) manufacturer:

Other Similar products are found below :

[CS6600552K000B8768](#) [CSC06A0122K0GEJ](#) [CSC08A01470KGEK](#) [M8340105K1002FGD03](#) [M8340106MA010FHD03](#)
[M8340107K1471FGD03](#) [M8340108K1001FCD03](#) [M8340108K2402GGD03](#) [M8340108K3240FGD03](#) [M8340108K3242FGD03](#)
[M8340108K3322FCD03](#) [M8340108K4991FGD03](#) [M8340108K6202GGD03](#) [M8340109K2002FCD03](#) [M8340109M4701GCD03](#) [EXB-](#)
[24N121JX](#) [EXB-24N330JX](#) [EXB-24N470JX](#) [EXB-A10E102J](#) [EXB-A10E104J](#) [744C083101JTR](#) [EXB-U14360JX](#) [EXB-U18240JX](#) [EXB-](#)
[U18390JX](#) [MDP1603100KGE04](#) [PRA100I2-1KBWNW](#) [GUS-SS4-BLF-01-1002-G](#) [ACAS06S0830339P100](#) [ACAS06S0830343P100](#)
[ACAS06S0830344P100](#) [RM2012A-102/104-PBVW10](#) [RM2012A-102503-PBVW10](#) [RM2012A-502104-PBVW10](#) [RM3216B-102302-](#)
[PBVW10](#) [L091S102LF](#) [ACAS06S0830341P100](#) [ACAS06S0830342P100](#) [ACAS06S0830345P100](#) [EXB-14V300JX](#) [EXB-U14220JX](#) [EXB-](#)
[U14470JX](#) [EXB-U18330JX](#) [EXB-V4N100JV](#) [EXB-V8V220GV](#) [PRA100I2-10KBWN](#) [PRA100I4-10KBWN](#) [CSC09A014K70JEK](#)
[M8340102M4701JAD04](#) [M8340105K1002GGD03](#) [M8340105M1001JCD03](#)