


Pololu Qik 2s9v1 Dual Serial Motor Controller

Overview



The qik 2s9v1 is Pololu's second-generation dual serial motor controller. The compact module allows any microcontroller or computer with a serial port (external RS-232 level converter required) or USB-to-serial adapter to easily drive two small, brushed DC motors with full direction and speed control. It provides ultrasonic, 8-bit PWM speed control via an advanced, two-way serial protocol that features automatic baud rate detection up to 38.4 kbps and optional CRC error checking. Two status LEDs give visual feedback about the serial connection and any encountered error conditions, making debugging easy, and a demo mode allows easy verification of proper operation.

The improvements over the previous generation and competing products include:

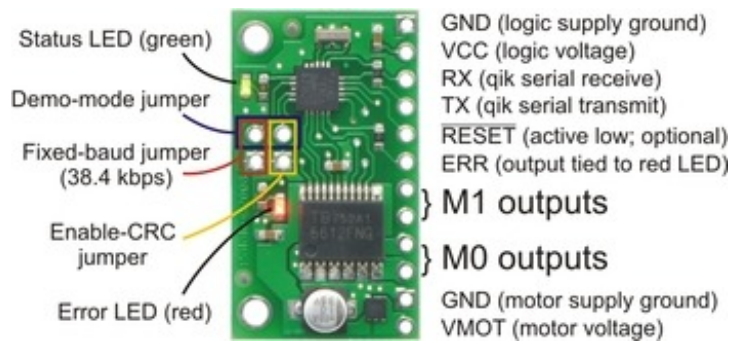
- **high-frequency (ultrasonic) PWM to eliminate switching-induced motor shaft hum or whine**
- **a robust, high-speed communication protocol with user-configurable error condition response**
- **visible LEDs and a demo mode to help troubleshoot problematic installations**
- **reverse power protection on the motor supply (not on the logic supply)**

For a more advanced, higher-power version of this controller, please consider the qik 2s12v10. For a simpler carrier of the qik's motor driver, please consider the TB6612FNG dual motor driver carrier, and for a robot controller based on the qik's driver, please consider the Baby Orangutan and Orangutan SV-328 robot controllers and 3pi robot, which connect the TB6612 to a user-programmable AVR microcontroller.



November 27, 2013 update: We are transitioning to a version of this board that replaces the large, silver electrolytic capacitor with a much smaller ceramic capacitor. This lowers the profile of the board but does not affect functionality at all. During the transition, you might receive either version of the board.

Main Features of the Qik 2s9v1




- Simple bidirectional control of two DC brush motors.
- 4.5 V to 13.5 V motor supply range.
- 1 A maximum continuous current per motor (3 A peak).
- 2.7 V to 5.5 V logic supply range.
- Logic-level, non-inverted, two-way serial control for easy connection to microcontrollers or robot controllers.
- Optional automatic baud rate detection.
- Two on-board indicator LEDs (status/heartbeat and serial error indicator) for debugging and feedback.
- Serial error output to make it easier for the main controller to recover from a serial error condition.
- Jumper-enabled demo mode allows initial testing without any programming.
- Optional CRC error detection eliminates serial errors caused by noise or software faults.
- Optional motor shutdown on serial error or timeout for additional safety.
- Supports daisy-chaining the qik to other qiks and Pololu serial motor and servo controllers, allowing the control of up to hundreds of motors and servos with a single serial line.
- Comprehensive user's guide.

Specifications

Motor channels:	2
Motor supply voltage:	4.5 – 13.5 V
Continuous output current per channel:	1 A
Peak output current per channel:	3 A
Auto-detect baud rate range:	1200 – 38400 bps
Fixed baud rate:	38400 bps

Available PWM frequencies:	31.5 kHz, 15.7 kHz, 7.8 kHz, 3.9 kHz
Logic supply voltage:	2.7 – 5.5 V
Logic supply current:	< 15 mA
Reverse voltage protection?:	Y (on motor supply only)
Motor driver:	TB6612FNG

Included Hardware



The qik ships with a 16×1 straight 0.100" male header strip, a 12×1 right angle 0.100" male header strip, and two red shorting blocks. This hardware offers several options when it comes to making connections to the qik.

For the most compact installation, wires can be directly soldered to the qik pins themselves. For less permanent connections, the 16×1 straight header strip can be broken into a 12×1 piece and two 2×1 pieces. The 2×1 pieces can optionally be soldered into the jumper pins, and the 12×1 header strip of your choice can be soldered into the qik control pins. This allows connections to the qik via custom-made cables that have female headers on them, or the qik can simply be plugged into a breadboard. Using the right angle header allows for a compact profile or for vertical mounting into a breadboard; using the straight header allows for breadboarding as shown in the picture above.

Sample Code

We have written a basic Arduino library for the qik dual serial motor controllers that makes it simple to interface these controllers with an Arduino. The library handles the details of serial communication with the qik, allowing two brushed DC motors to be controlled easily.

[Documentation on producer website.](#)

X-ON Electronics

Largest Supplier of Electrical and Electronic Components

Click to view similar products for [Motor/Motion/Ignition Controllers & Drivers](#) category:

Click to view products by [Pololu](#) manufacturer:

Other Similar products are found below :

[LV8133JA-ZH](#) [LV8169MUTBG](#) [LV8774Q-AH](#) [LV8860PV-TLM-H](#) [MC33931EKR2](#) [FSB50250UTD](#) [FSB50550TB2](#) [FSBF15CH60BTH](#)
[FSBS10CH60T](#) [MP6507GR-P](#) [MP6508GF](#) [MSVCPM2-63-12](#) [MSVGW45-14-2](#) [MSVGW54-14-5](#) [NTE7043](#) [CAT3211MUTAG](#) [LA6245P-CL-TLM-E](#) [LA6245P-TLM-E](#) [LA6565VR-TLM-E](#) [LB11650-E](#) [LB1694N-E](#) [LB1837M-TLM-E](#) [LB1845DAZ-XE](#) [LC898111AXB-MH](#)
[LC898300XA-MH](#) [SS30-TE-L-E](#) [STK531-345A-E](#) [STK581U3A0D-E](#) [STK58AUNP0D-E](#) [STK621-068C-E](#) [STK621-140C](#) [STK621-728S-E](#)
[STK625-728-E](#) [STK672-400B-E](#) [STK672-432AN-E](#) [STK672-432BN-E](#) [STK672-440AN-E](#) [STK672-442AN-E](#) [AMIS30621AUA](#)
[FSB50550ASE](#) [26700](#) [LV8161MUTAG](#) [LV8281VR-TLM-H](#) [LV8702V-TLM-H](#) [LV8734VZ-TLM-H](#) [LV8773Z-E](#) [LV8807QA-MH](#)
[MC33932EK](#) [MCP8024T-H/MP](#) [TND027MP-AZ](#)