

HCMD-10-S-03.00-01

(2.54 mm) .100"

IDC SOCKET & TERMINAL CABLE

Mates with:

TSW, MTSW, TST, EW, BST, ZST, MTLW, TSM, EJH-02 (HCSD only)

SPECIFICATIONS

For complete specifications and recommended PCB layouts see www.samtec.com?HCSD or www.samtec.com?HCSS

HCSD, HCSS

Insulator Material: Black Liquid Crystal Polymer
Flammability Rating: UL 94V-0
Insulation Resistance: 5000 MΩ
Temperature Range: -20°C to +105°C (Rainbow Cable)
 -40°C to +105°C (Gray Cable)
Withstanding Voltage: 1000 VRMS @ 60 Hz
Contact: Phosphor Bronze
Plating: 10μ" (0.25 μm) Au on contact area, 150μ" (3.81 μm) Sn on balance over 50μ" (1.27 μm) Ni.
Contact Resistance: 10 mΩ
Lead Size Range: .024" (0.61 mm) SQ to .026" (0.66 mm) SQ
Lead Insertion Depth: .185" (4.70 mm) to .250" (6.35 mm)
Insertion Force: 6 oz (1.67 N) average with .025" (0.64 mm) SQ probe
Withdrawal Force: 3 oz (0.83 N) average with .025" (0.64 mm) SQ probe
Wire: 28 AWG 7/36 stranded Tinned Copper
RoHS Compliant: Yes

SPECIFICATIONS

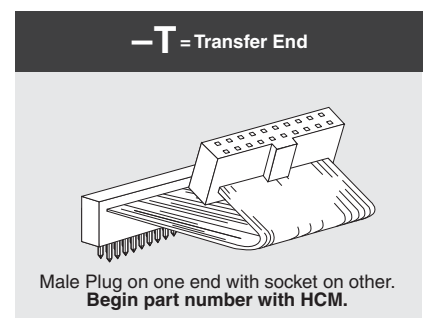
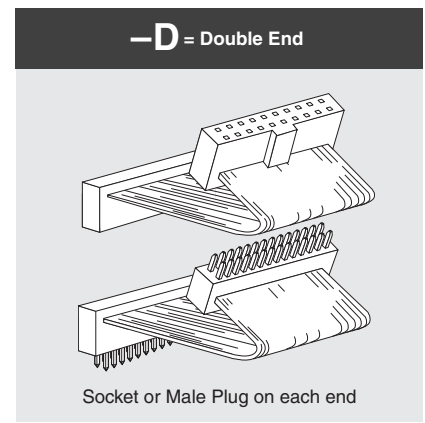
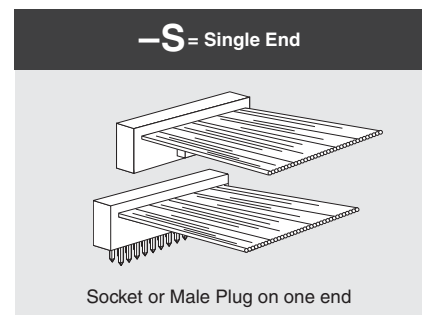
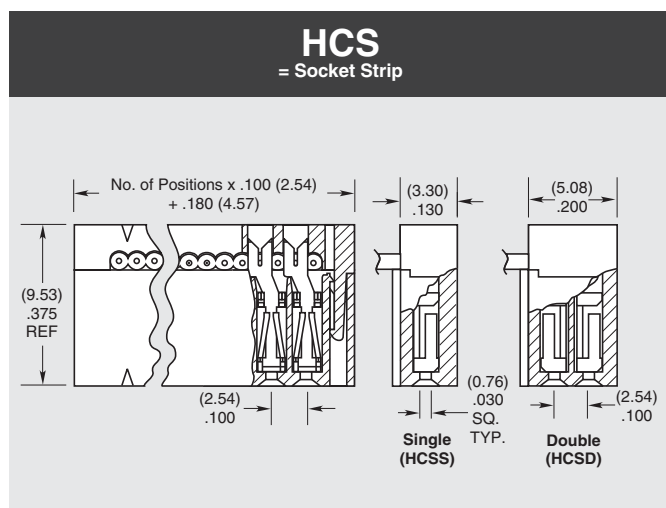
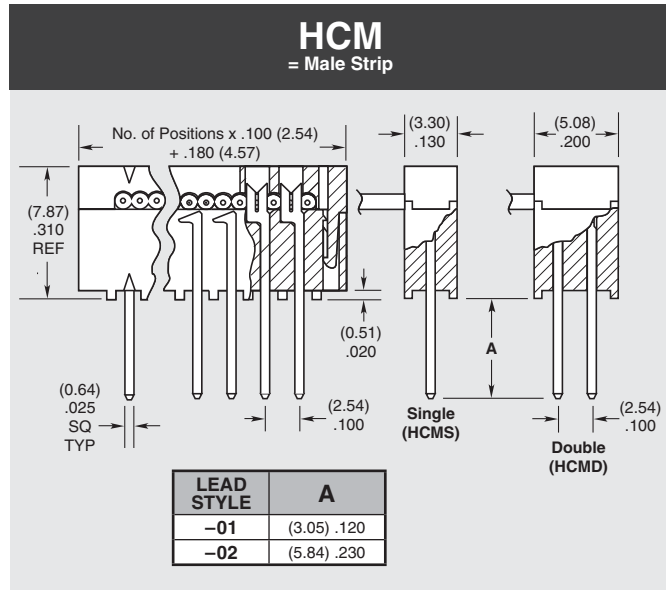
For complete specifications and recommended PCB layouts see www.samtec.com?HCMD or www.samtec.com?HCMS

HCMD, HCMS

Insulator Material: Black Liquid Crystal Polymer
Flammability Rating: UL 94V-0
Insulation Resistance: 5000 MΩ
Temperature Range: -20°C to +105°C (Rainbow Cable)
 -40°C to +105°C (Gray Cable)
Withstanding Voltage: 1000 VRMS @ 60 Hz
Terminal: Phosphor Bronze
Plating: Sn over 50μ" (1.27 μm) Ni
Wire: 28 AWG 7/36 stranded Tinned Copper
RoHS Compliant: Yes

Note: IDC assemblies are non-standard, non-returnable.

TYPE STRIP	ROW OPTION	NO. PINS PER ROW	END ASSEMBLY	ASSEMBLED LENGTH
	<p>S = Single</p> <p>D = Double (Color coded cable N/A for 36 pins/row. See -G option.)</p>	<p>-05, -08, -10, -12, -13, -15, -17, -20, -25, -36</p>		<p>-“XX.XX” = Assembled Length</p> <p>Assembled Length in INCHES (±1/8") → 2 inches minimum</p>



HCSS-15-S-03.00-01-G

HCSD-10-S-03.00-01-T-G

HCMD, HCMS, HCSD, HCSS SERIES

LEAD STYLE

-01
= HCSS/HCSD or
(3.05 mm) .120" tail for
HCMS/HCMD

-02
= (5.84 mm) .230" tail
HCMS/HCMD only

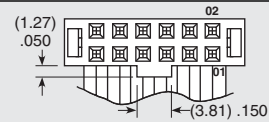
PLATING OPTION

-S
= 10µ" (0.25 µm) Gold on contact area or tail,
Tin on balance
(Standard on HCSS & HCSD. Leave blank)

-T
= Tin
(Standard on HCMS & HCMD. Leave blank)

NOTCH POLARIZATION

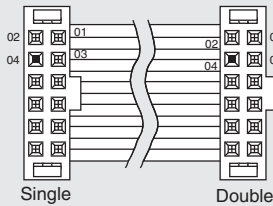
-N = Notch Polarization



Required for HCSS and HCSD.
(Not available on HCMS or HCMD,
unless Transfer, then only the
socket is polarized.)

OTHER OPTIONS

-P "XX"
= Position Polarization

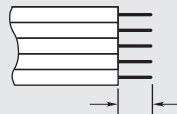


Specify "XX" as position. For Double the same position will be polarized on both ends. (Not available on HCM, unless Transfer, then only the socket is polarized)

1

-ST "X"
= Stripped & Tinned

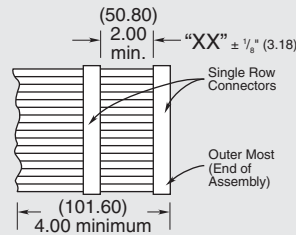
Specify Suffix from table. All dimensions are ± 1/16" (1.59 mm). Not available in 28 positions and higher.



-ST8	1/8" (3.18)
-ST4	1/4" (6.35)
-ST2	1/2" (12.70)
-ST3	3/8" (9.53)

3

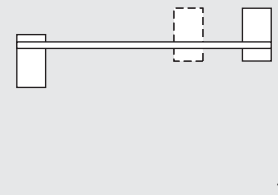
-S "XX"
= Daisy Chain Single



When mating double row connector with two single row connectors, the outer most single will be connected to Conductor #1 and the inside single to Conductor #2.

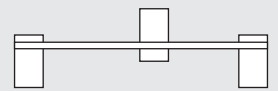
6

-R
= Reversed



7

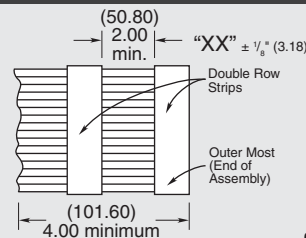
-M
= Middle Reversed



Requires -SXX, -WXX or -DXX

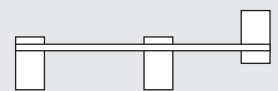
7

-D "XX"
= Daisy Chain, Double



6

-O
= Outside Reversed



Requires -SXX, -WXX or -DXX

7

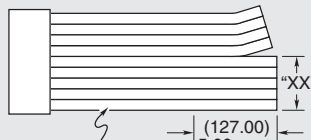
-G
= Gray Cable

Standard cable is color coded. Specify -G for Gray cable with one red edge.

2

-B "XX"
= Breakout

Specify "XX" as number of conductors to be broken out.



Breakout starts with Number 1 lead indicated by brown wire or red stripe. Shown on top side.

4

-RW
= Reversed Wiring

#1 wire opposite position #1

5

-W "XX"
= Wiring Reversed Daisy Chain, Single

Same as -S "XX" except outer strip connected to conductor #2 and inside strip connected to conductor #1.

6

X-ON Electronics

Largest Supplier of Electrical and Electronic Components

Click to view similar products for [Headers & Wire Housings](#) category:

Click to view products by [Samtec](#) manufacturer:

Other Similar products are found below :

[95000-104TRLF](#) [10135584-644402LF](#) [DF62W-EP2022PCA](#) [95000-106TRLF](#) [DF62W-2022SCA](#) [DF62W-EP2022PC](#) [2203348](#) [DF62W-2022SC](#) [1084018](#) [1029039](#) [1084017](#) [802-10-012-10-002000](#) [1112640](#) [1112639](#) [891-007-9SS-BST1T](#) [000-34000](#) [0008550134](#) [0009482033](#) [0009507031](#) [57102-F02-18ULF](#) [57102-S06-03LF](#) [57202-S52-04LF](#) [PCN6-15S-2.5E](#) [0039019024](#) [58102-G61-06LF](#) [582553-1](#) [0009485154](#) [0009508121](#) [0022285053](#) [0050291907](#) [018731A](#) [LY20-4P-DT1-P1E-BR](#) [02.125.8002.8](#) [60101931](#) [60598-1 \(Cut Strip\)](#) [M1625-3R/100](#) [61062-3](#) [61082-181009](#) [CSU011177004](#) [636-1427](#) [638009-1](#) [641938-9](#) [641991-4](#) [644168-1](#) [644827-2](#) [647662-1](#) [65039-019ELF](#) [65692-001LF](#) [65781-018](#) [65781-047](#)