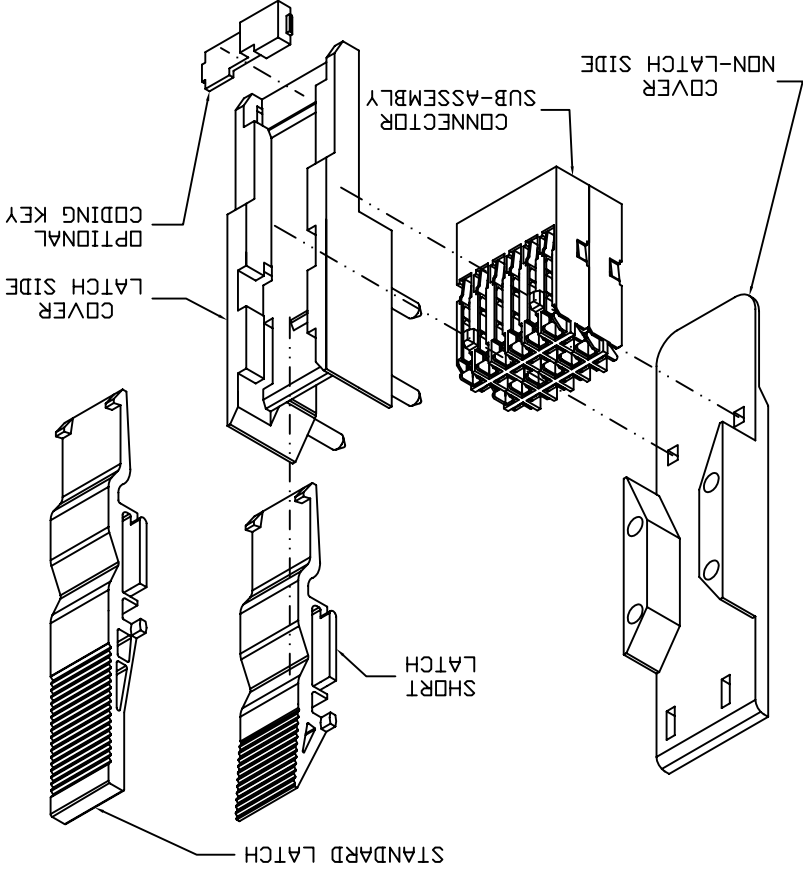


PRODUCT NO.	72476-WX11F
	72476-WX11
	72476-WX11LF

Fcconnect.com

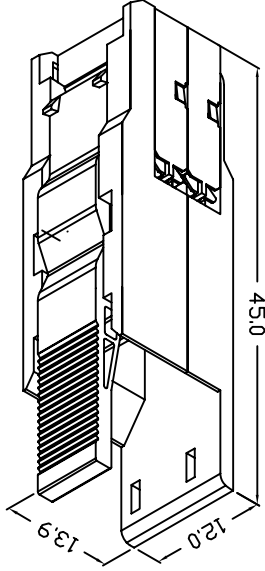


Copyright FCI

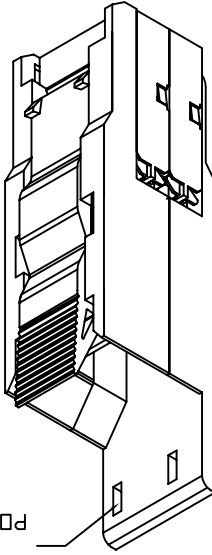


STANDARD LATCH FINGER  
FOR CABLE TIE BELOW  
ACCESS TO LATCH FINGER  
LATCH FINGER AND EASIEST  
FOR CABLE TIE ABOVE

SHORT LATCH FINGER  
FOR CABLE TIE ABOVE  
LATCH FINGER AND LARGER  
LATCH SIZE CAPACITY



PRODUCT NO.  
72476-W1Y1



PRODUCT NO.  
72476-W2Y1

mat'l code	SEE NOTES	surface	tolerance	ASME Y14.5	projection	product family	METRAL CABLE
itr	ecn no	dr	date	tolerances unless otherwise specified	MM	title	4X6 UNSHIELDED CABLE CONNECTOR KIT
A	V71561	JRV	11/5/97	angles	X ±.3		
B	V12695	EPK	11/14/01	flatness	XX ±.8		
C	V05-0589	VS	09/08/05	form	XXX ±.051	scale	1:1
D	V06-0613	JRV	2006-06-22	dr	J.VOLSTROF	11/5/97	
				engr	J.VOLSTROF	11/5/97	
				chr	J.VOLSTROF	11/5/97	
				apptd	J.VOLSTROF	11/5/97	
sheet	revision	D	D				
index	sheet	1	2	3			

STATUS: Released PDM: Rev:D 3

dwg no	72476	type	CUSTOMER Drawing
sheet 1 of 3	size	A4	

Form A4m4Lc

4

3

2

1

2

1

A

B

A

B



PRODUCT NO.  
72476-WX11LF

SEE NOTE 6

ORDERING INFORMATION FOR KITS AND PARTS  
EACH KIT (CONNECTOR) CONSISTS OF:  
2 CONNECTOR SUB-ASSEMBLIES  
1 COVER, NON-LATCH SIDE  
1 COVER, LATCH SIDE  
1 LATCH FINGER

ORDER KITS 72476-WX11LF WHERE  
PLATING ON CONTACT AREA.  
W=1 FOR 0.8 um GOLD  
W=2 FOR 2.0 um GOLD  
W=3 FOR 1.3 um GOLD  
W=9 FOR 0.8 um GXT

LATCH FINGER SIZE  
X=1 FOR STANDARD LATCH FINGER  
X=2 FOR SHORT LATCH FINGER  
COPPER WIRE SIZE  
Y=1 FOR 26 TO 24 GAGE  
Y=2 FOR 30 TO 28 GAGE

CONNECTOR SUBASSEMBLY  
PART NUMBER 72394-W11LF  
\* 2 REQUIRED PER CONNECTOR  
PLATING ON CONTACT AREA.  
W=1 FOR 0.8 um GOLD  
W=2 FOR 2.0 um GOLD  
W=3 FOR 1.3 um GOLD  
W=9 FOR 0.8 um GXT  
COPPER WIRE SIZE  
Y=1 FOR 26 TO 24 GAGE  
Y=2 FOR 30 TO 28 GAGE

COVER, LATCH SIDE  
PART NUMBER 72395-0021LF PART NUMBER 72395-0011LF  
COVER, NON-LATCH SIDE  
PART NUMBER 72389-0021LF PART NUMBER 72389-0011LF  
SHORT LATCH FINGER  
PART NUMBER 72389-0011LF  
STANDARD LATCH FINGER  
PART NUMBER 70289-0011LF

MATERIAL  
INSULATORS, COVERS AND KEYS  
GLASS FILLED 612 POLYAMIDE (UL 94 V-0)  
LATCH FINGERS  
POLYETHERIMIDE (UL 94 V-0)  
CONTACTS  
PHOSPHOR BRONZE  
SN SOLDER FINISH ON IDC DIMPLES (LEAD FREE)  
OPTIONAL CODING KEYS  
PART NUMBER 72388-0AA1LF  
18 VARIETIES AA = 01 TO 18  
USE IN CONJUNCTIONS WITH HEADER CODING  
KEYS 70274-001 KEYS 1 TO 18 RESPECTIVELY  
COMPONENT PART NUMBERS AND INFORMATION

mat'l code	SEE NOTES	surface	<input checked="" type="checkbox"/> ASME Y14.5	tolerance	<input checked="" type="checkbox"/> ASME Y14.5	projection		product family	METRAL CABLE
itr	ecn no	dr	date	tolerances unless otherwise specified				title	4X6 UNSHIELDED CABLE CONNECTOR KIT
D		angles	±.2°	±.051	XXX	MM		dwg no	72476
		sheet	revision	sheet	index			type	CUSTOMER Drawing
								sheet 3 of 3 size	A4

Copyright FCI

FCIconnect.com



## X-ON Electronics

Largest Supplier of Electrical and Electronic Components

*Click to view similar products for [High Speed/Modular Connectors](#) category:*

*Click to view products by [FCT Electronics](#) manufacturer:*

Other Similar products are found below :

[2332816-1](#) [89006-1137LF](#) [650827-1](#) [65762-001LF](#) [73474-201LF](#) [74040-1346](#) [74075-0267](#) [88911-201LF](#) [9514M0C20D](#) [1410191-1](#)  
[1410337-1](#) [1410368-3](#) [1410964-2](#) [1410326-3](#) [1410367-3](#) [1410971-4](#) [1467833-1](#) [2000877-1](#) [2000878-1](#) [2041314-1](#) [2065387-1](#) [2187307-1](#)  
[2187462-1](#) [2226278-6](#) [KA81-07](#) [91290-101LF](#) [1934290-1](#) [2000875-1](#) [2065917-1](#) [2102736-2](#) [FSR-40](#) [2169868-2](#) [2226279-2](#) [22354-8](#) [437-](#)  
[5040-000](#) [5-1393565-0](#) [532449-3](#) [532803-2](#) [34745-0001](#) [0740618502](#) [0760151403](#) [0760551105](#) [0760551608](#) [0761451128](#) [0761651124](#)  
[0761655108](#) [0761659807](#) [0769853208](#) [0736440217](#) [0758324203](#)