


(2,54 mm) .100"

ESQ-110-44-T-D



ESW-115-12-G-S



ESQ-132-14-G-D

ESW, ESQ SERIES

ELEVATED SOCKET

Mates with:
TSW, MTSW, EW,
MTLW, TSS, ZSS, TSM,
DW, ZW, HW, TSSH, HTSS

SPECIFICATIONS

For complete specifications see www.samtec.com?ESW or www.samtec.com?ESQ

Insulator Material:
Black Glass Filled Polyester

Contact Material:
Phosphor Bronze

Plating:

Au or Sn over

50µ" (1,27 µm) Ni

Current Rating (ESW/TSW):

5.2 A per pin

(1 pin powered per row)

Current Rating (ESQ/TSW):

5.7 A per pin

(1 pin powered per row)

Voltage Rating:

550 VAC mated with

TSW or ESQ

Operating Temp Range:

-55°C to +125°C with Gold

-55°C to +105°C with Tin

Contact Resistance:

10 mΩ

Insertion Depth:

(3,68 mm) .145" to

(6,35 mm) .250"

Insertion Force:

(Single contact only)

Standard = 6 oz (1,67 N) avg.

((0,64 mm) .025" SQ pin);

ESW Low Insertion Force=

3 oz (0,83 N) avg.

ESQ Low Insertion Force=

3.3 oz (0,92 N) avg.

Normal Force:

Standard = 125 grams (4,4 N)

Withdrawal Force:

(Single contact only)

Standard = 5 oz (1,39 N) avg.

((0,64 mm) .025" SQ pin);

ESW Low Insertion Force=

2.6 oz (0,72 N) avg.

ESQ Low Insertion Force=

2.9 oz (0,81 N) avg.

Max Cycles:

100 with 10µ" (0,25 µm) Au

RoHS Compliant:

Yes

Lead-Free Solderable:

Wave only

RECOGNITIONS

For complete scope of recognitions see www.samtec.com/quality



Note: Some lengths, styles and options are non-standard, non-returnable.

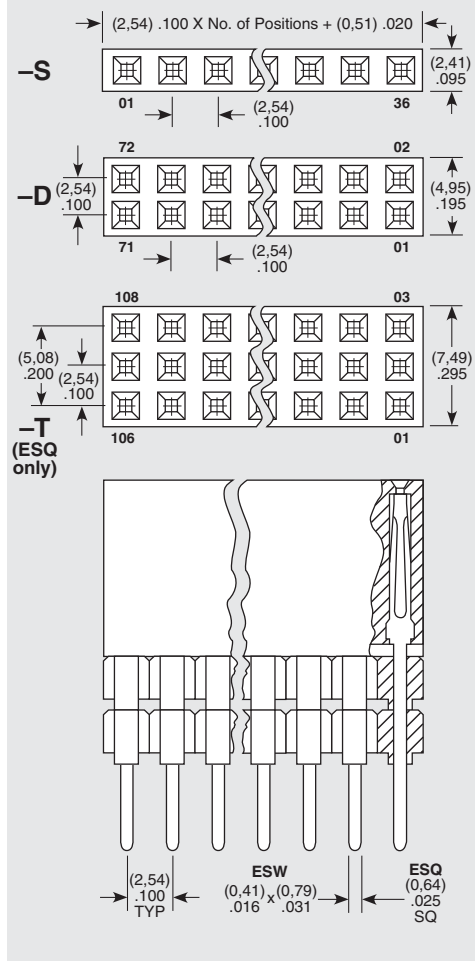
TYPE STRIP	1	NO. PINS PER ROW	LEAD STYLE	PLATING OPTION	ROW OPTION	OTHER OPTION
ESW = Solder Tail ESQ = Square Tail				-L = 10µ" (0,25 µm) Gold contact, Matte Tin on tail -G = 20µ" (0,51 µm) Gold contact, Gold Flash on Balance -T = Matte Tin (N/A w/LIF contact)	-S = Single Row -D = Double Row -T = Triple Row (ESQ only)	-LL = Locking Lead Two leads per strip crimped. N/A with single row 1 or 2 positions. "XXX" = Polarized

ALSO AVAILABLE (MOQ Required)

- Other platings
- Contact Samtec.

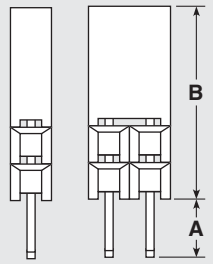


01 thru 36





Specify LEAD STYLE from chart below.

STANDARD INSERTION FORCE	LOW INSERTION FORCE	A	B
- 12	- 37	(2,29) .090	(11,05) .435
- 13	- 38	(7,36) .290	
- 23	- 48	(4,83) .190	(13,59) .535
- 33	- 58	(2,29) .090	(16,13) .635
- 14	- 39	(12,19) .480	(11,05) .435
- 24	- 49	(9,65) .380	(13,59) .535
- 34	- 59	(7,11) .280	(16,13) .635
- 44	- 69	(4,57) .180	(18,67) .735



APPLICATIONS



PC/104™ J1/P1 "Stackthrough" Connectors	
Standard Insertion Force	ESQ-132-14-G-D
Low Insertion Force	ESQ-132-39-G-D
PC/104™ J1 "Non-Stackthrough" Connectors	
Standard Insertion Force	ESQ-132-12-G-D
Low Insertion Force	ESQ-132-37-G-D
PC/104™ J2/P2 "Stackthrough" Connectors	
Standard Insertion Force	ESQ-120-14-G-D
Low Insertion Force	ESQ-120-39-G-D

PC/104 is a trademark of the PC/104 Consortium.

X-ON Electronics

Largest Supplier of Electrical and Electronic Components

Click to view similar products for [Headers & Wire Housings](#) category:

Click to view products by [Samtec](#) manufacturer:

Other Similar products are found below :

[95000-104TRLF](#) [10135584-644402LF](#) [DF62W-EP2022PCA](#) [95000-106TRLF](#) [DF62W-2022SCA](#) [DF62W-EP2022PC](#) [2203348](#) [DF62W-2022SC](#) [1084018](#) [1029039](#) [1084017](#) [802-10-012-10-002000](#) [1112640](#) [1112639](#) [000-34000](#) [0009482033](#) [0009507031](#) [57102-S06-03LF](#) [57202-S52-04LF](#) [PCN6-15S-2.5E](#) [0039019024](#) [58102-G61-06LF](#) [582553-1](#) [0009485154](#) [0009508121](#) [0022285053](#) [0050291907](#) [018731A](#) [LY20-4P-DT1-P1E-BR](#) [02.125.8002.8](#) [60101931](#) [60598-1 \(Cut Strip\)](#) [M1625-3R/100](#) [61062-3](#) [61082-181009](#) [636-1427](#) [638009-1](#) [641938-9](#) [641991-4](#) [644168-1](#) [647662-1](#) [65039-019ELF](#) [65781-047](#) [65817-002LF](#) [65817-015LF](#) [65863-015LF](#) [66207-023LF](#) [67016-026LF](#) [67046-001LF](#) [67095-007LF](#)