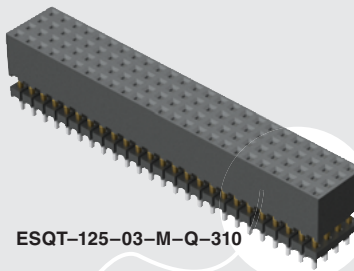





(2,00 mm) .0787"

ESQT-125-02-L-Q-465



ESQT-125-03-M-Q-310



ESQT-115-02-GF-D-600

ESQT SERIES


# FLEXIBLE ELEVATED SOCKET STRIPS

## SPECIFICATIONS

For complete specifications see [www.samtec.com?ESQT](http://www.samtec.com?ESQT)

- Insulator Material:** Black Liquid Crystal Polymer
- Contact Material:** Phosphor Bronze
- Plating:** Sn or Au over 50µ" (1,27 µm) Ni
- Current Rating (ESQT/TMMH):** 4.5 A per pin (1 pin powered per row)
- Operating Temp Range:** -55°C to +125°C
- Contact Resistance:** 10 mΩ
- Insertion Depth:** (2,62 mm) .103" to (5,03 mm) .198" with (0,38 mm) .015" wipe
- Max Cycles:** 100 with 10µ" (0,25 µm) Au
- Insertion Force:** (Single contact only) 4 oz (1,11 N) avg.
- Withdrawal Force:** (Single contact only) 3 oz (0,83 N) avg.
- RoHS Compliant:** Yes
- Lead-Free Solderable:** Yes, for -S, -D & -Q (Wave only for -T, -5 & -6)

Mates with:  
TMMH, TMM, MTMM, MMT, TW, LTMM, ZLTMM, ESQT, TCMD, PTT, TSH, TMMS




High Retention Contacts

(2,00 mm) .0787" pitch

Note: This Series is non-standard, non-returnable.

APPLICATION SPECIFIC OPTION:  
NOTEBOOK 2.5" DISK DRIVE INTERFACE



Call for part number.

## RECOGNITIONS

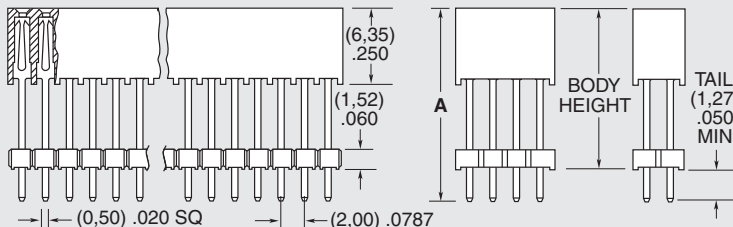
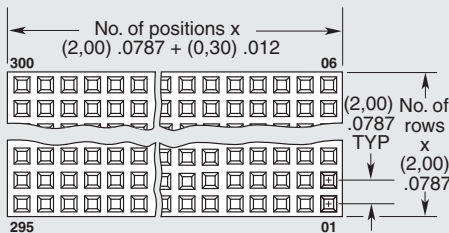
For complete scope of recognitions see [www.samtec.com/quality](http://www.samtec.com/quality)



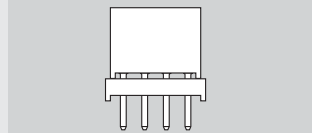
## Other Solutions

- Surface Mount**  
See SQW and TLE Series.
- Low Profile**  
See CLT Series.
- High Reliability**  
See SMM Series.
- Right Angle**  
See SQW Series.
- PC/104-Plus™ Sockets**  
See ESQT-368 and PTHF Series.

ESQT	1	NO. PINS PER ROW	LEAD STYLE	PLATING OPTION	ROW OPTION	BODY HEIGHT	OTHER OPTION
02 thru 50			Specify LEAD STYLE from chart	<p>-F = Gold flash on contact, Matte Tin on tail</p> <p>-L = 10µ" (0,25 µm) Gold on contact, Matte Tin on tail</p> <p>-M = 20µ" (0,51 µm) Gold on contact, Matte Tin on tail</p> <p>-GF = 15µ" (0,38 µm) Gold on contact, Gold flash on tail (Recommended for self-nesting) (-02 lead style only)</p>	<p>-S = Single Row</p> <p>-D = Double Row</p> <p>-T = Triple Row</p> <p>-Q = Quad Row</p> <p>-5 = Five Row</p> <p>-6 = Six Row</p>	<p>- "XXX" = Body Height (in inches)</p> <p>(7,87 mm) .310" minimum for -S, -D, -Q</p> <p>(9,53 mm) .375" minimum for -T, -5, -6</p>	<p>- "XXX" = Polarized Position (Indicate position number)</p>



## OTHER SOLUTIONS



Paste In Hole (PIH) processing. Contact Samtec ASP Group. (Not recommended for stack through applications)

LEAD STYLE	A	MAX TAIL	MAX BODY HEIGHT
-02	(21,59) .850	(13,72) .540	(20,32) .800
-03	(11,63) .458	(3,76) .148	(10,36) .408

## X-ON Electronics

Largest Supplier of Electrical and Electronic Components

*Click to view similar products for [Headers & Wire Housings](#) category:*

*Click to view products by [Samtec](#) manufacturer:*

Other Similar products are found below :

[95000-104TRLF](#) [10135584-644402LF](#) [DF62W-EP2022PCA](#) [95000-106TRLF](#) [DF62W-2022SCA](#) [DF62W-EP2022PC](#) [2203348](#) [DF62W-2022SC](#) [1084018](#) [1029039](#) [1084017](#) [802-10-012-10-002000](#) [1112640](#) [1112639](#) [891-007-9SS-BST1T](#) [000-34000](#) [0008550134](#) [0009482033](#) [0009507031](#) [57102-F02-18ULF](#) [57102-S06-03LF](#) [57202-S52-04LF](#) [PCN6-15S-2.5E](#) [0039019024](#) [58102-G61-06LF](#) [582553-1](#) [0009485154](#) [0009508121](#) [0022285053](#) [0050291907](#) [018731A](#) [LY20-4P-DT1-P1E-BR](#) [02.125.8002.8](#) [60101931](#) [60598-1 \(Cut Strip\)](#) [M1625-3R/100](#) [61062-3](#) [61082-181009](#) [CSU011177004](#) [636-1427](#) [638009-1](#) [641938-9](#) [641991-4](#) [644168-1](#) [644827-2](#) [647662-1](#) [65039-019ELF](#) [65692-001LF](#) [65781-018](#) [65781-047](#)