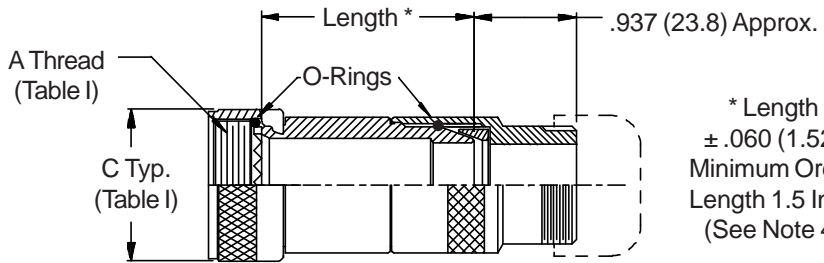


**CONNECTOR  
 DESIGNATORS  
 A-F-H-L-S  
 ROTATABLE  
 COUPLING**

**TYPE C OVERALL  
 SHIELD TERMINATION**

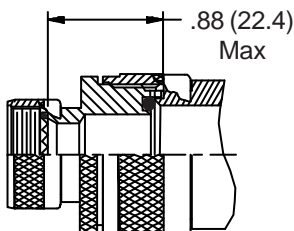


Length ± .060 (1.52)  
 Minimum Order Length 2.0 Inch  
 (See Note 4)



\* Length  
 ± .060 (1.52)  
 Minimum Order  
 Length 1.5 Inch  
 (See Note 4)

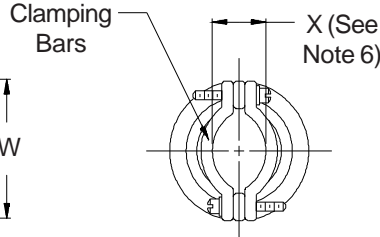
**STYLE 2  
 (STRAIGHT)**



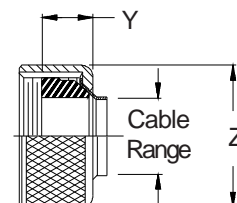
**STYLE 2  
 (45° & 90°)**



**STYLE C  
 Medium Duty  
 (Table X)**



**STYLE E  
 Medium Duty  
 (Table XI)**



**390-009**  
**Submersible EMI/RFI Cable Sealing Backshell**  
 with Strain Relief  
 Type C - Rotatable Coupling - Low Profile



See inside back cover fold-out or pages 13 and 14 for Tables I and II.

**TABLE III: ELBOW DIMENSIONS**

Shell Size		E		F		G		H	
Conn. Desig.	H	Max		Max		Max		Max	
A-F-L-S	H								
08	09					.500 (12.7)		2.725 (69.2)	
10	11	.520 (13.2)		2.775 (70.5)		.595 (15.1)		2.845 (72.3)	
12	13	.582 (14.8)		2.835 (72.0)		.610 (15.5)		2.865 (72.8)	
14	15	.645 (16.4)		3.554 (90.3)		.700 (17.8)		3.564 (90.5)	
16	17	.738 (18.7)		3.664 (93.1)		.885 (22.5)		3.654 (92.8)	
18	19	.926 (23.5)		3.854 (97.9)		.975 (24.8)		3.824 (97.1)	
20	21	.926 (23.5)		3.854 (97.9)		.975 (24.8)		3.824 (97.1)	
22	23	1.020 (25.9)		4.192 (106.5)		1.125 (28.6)		4.122 (104.7)	
24	25	1.020 (25.9)		4.192 (106.5)		1.125 (28.6)		4.122 (104.7)	
28		1.145 (29.1)		4.225 (107.3)		1.225 (31.1)		4.275 (108.6)	
32		1.207 (30.7)		4.325 (109.9)		1.575 (40.0)		4.525 (114.9)	
36		1.238 (31.4)		4.465 (113.4)		1.775 (45.1)		4.575 (116.2)	

**TABLE X: CABLE ENTRY**

Dash No.	T Max	W Max	X Ref	Cable Range	
				Min	Max
03	1.219 (31.0)	.812 (20.6)	.135 (3.4)	.156 (4.0)	.219 (5.6)
04	1.219 (31.0)	.937 (23.8)	.203 (5.2)	.188 (4.8)	.312 (7.9)
06	1.219 (31.0)	1.062 (27.0)	.285 (7.2)	.281 (7.1)	.438 (11.1)
08	1.219 (31.0)	1.188 (30.2)	.350 (8.9)	.312 (7.9)	.531 (13.5)
10	1.281 (32.5)	1.312 (33.3)	.390 (9.9)	.375 (9.5)	.625 (15.9)
12	1.281 (32.5)	1.562 (39.7)	.460 (11.7)	.500 (12.7)	.750 (19.1)
16	1.406 (35.7)	1.750 (44.5)	.510 (13.0)	.625 (15.9)	.938 (23.8)
20	1.656 (42.1)	2.250 (57.2)	.695 (17.7)	.938 (23.8)	1.250 (31.8)
24	1.906 (48.4)	2.375 (60.3)	.715 (18.2)	1.000 (25.4)	1.375 (34.9)
28	1.906 (48.4)	2.625 (66.7)	.915 (23.2)	1.250 (31.8)	1.625 (41.3)
32	2.000 (50.8)	2.812 (71.4)	1.070 (27.2)	1.500 (38.1)	1.875 (47.6)

**TABLE XI: CABLE ENTRY**

Dash No.	Y Max	Z Max	Cable Range	
			Min	Max
03	.739 (18.8)	.812 (20.6)	.156 (4.0)	.219 (5.6)
04	.739 (18.8)	.937 (23.8)	.188 (4.8)	.312 (7.9)
06	.739 (18.8)	1.062 (27.0)	.281 (7.1)	.438 (11.1)
08	.739 (18.8)	1.188 (30.2)	.312 (7.9)	.531 (13.5)
10	.791 (20.1)	1.312 (33.3)	.375 (9.5)	.625 (15.9)
12	.880 (22.4)	1.562 (39.7)	.500 (12.7)	.750 (19.1)
16	.901 (22.9)	1.750 (44.5)	.625 (15.9)	.938 (23.8)
20	1.031 (26.2)	2.250 (57.2)	.938 (23.8)	1.250 (31.8)
24	1.250 (31.8)	2.375 (60.3)	1.000 (25.4)	1.375 (34.9)
28	1.250 (31.8)	2.625 (66.7)	1.250 (31.8)	1.625 (41.3)
32	1.312 (33.3)	2.812 (71.4)	1.500 (38.1)	1.875 (47.6)

- When maximum cable entry (page 21) is exceeded, Style 2 will be supplied. Dimensions E, F, G and H will not apply. Please consult factory.
- Metric dimensions (mm) are indicated in parentheses.
- Cable range is defined as the accommodations range for the wire bundle or cable. Dimensions shown are not intended for inspection criteria.
- Consult factory for shorter lengths on straight backshells.
- Interface O-Ring not supplied with connector designator A.
- Saddles are bottomed on Clamp Ears.

## X-ON Electronics

Largest Supplier of Electrical and Electronic Components

*Click to view similar products for [Circular MIL Spec Backshells](#) category:*

*Click to view products by [Glenair](#) manufacturer:*

Other Similar products are found below :

[5M2919-3DW](#) [5M2920-3CW](#) [5M2953-1HW](#) [60-036152-022](#) [610HS012M15](#) [M28840/504WA](#) [M28840/805WB](#) [M28840/809WA](#)  
[M28840/815WA](#) [M28840/816WA](#) [627AS017M14](#) [62GB5851608S](#) [655HS002NF11](#) [CW3703-000](#) [CW3899-000](#) [M85049/10-134S](#)  
[M85049/10-17S](#) [M85049/10-33S](#) [M85049/10-94W](#) [M85049/11-09W](#) [M85049/11-28N](#) [M85049/11-37N](#) [M85049/11-53N](#) [M85049/11-63N](#)  
[M85049/118-20W](#) [M85049/124-23W](#) [M85049/124S09W](#) [M85049/126S23W](#) [M850491712W02](#) [M85049/1720N04B](#) [M85049/1817N06](#)  
[M850491819W03](#) [M85049/1821W05C](#) [M85049/1825W06C](#) [M85049/1919N05](#) [M85049/1919W04](#) [M850491919W07](#) [M85049/23-59W](#)  
[M85049/23-74W](#) [M8504924-5W](#) [M85049/24-71N](#) [M85049/25-47N](#) [M85049/25-94W](#) [M85049/27S12N](#) [M8504938-13S](#) [M85049/38-19S](#)  
[M85049/39-11S](#) [M85049/39-17S](#) [M85049/39-9S](#) [M85049/3W4A2](#)