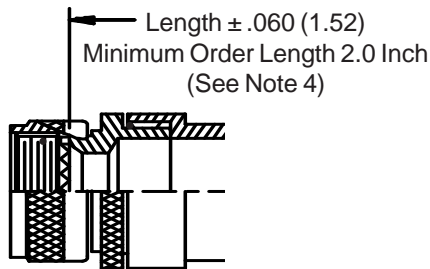
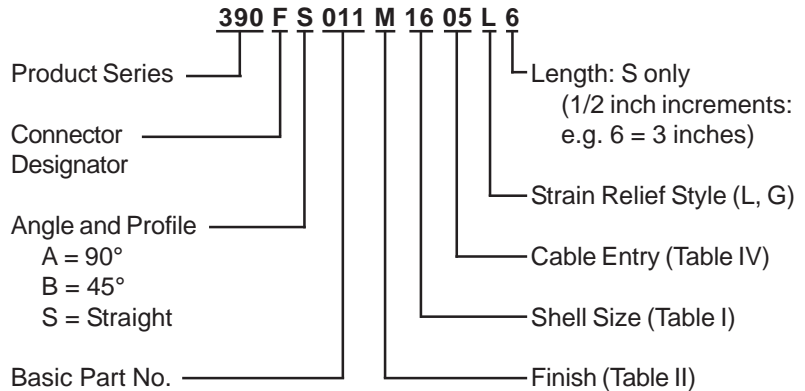


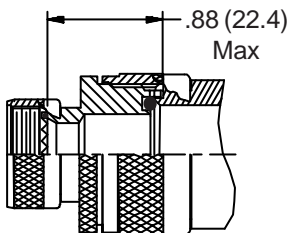
CONNECTOR DESIGNATORS
A-F-H-L-S

ROTATABLE COUPLING

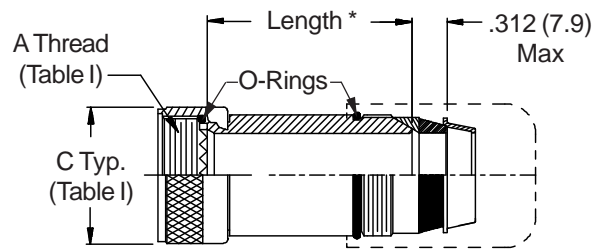
TYPE C OVERALL SHIELD TERMINATION



STYLE 2 (STRAIGHT)
 See Note 1)



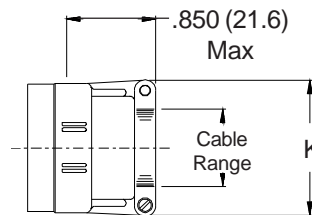
STYLE 2 (45° & 90°)
 See Note 1)



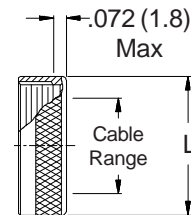
* Length $\pm .060$ (1.52)
 Minimum Order Length 1.5 Inch (See Note 4)



STYLE L Light Duty
 (Table IV)



STYLE G Light Duty
 (Table IV)



-445 Now Available with the "NESTOR"

Glenair's Non-Detent, Spring-Loaded, Self-Locking Coupling.
 Add "-445" to Specify This AS85049 Style "N" Coupling Interface.

See inside back cover fold-out or pages 13 and 14 for Tables I and II.

TABLE III: ELBOW DIMENSIONS									
Shell Size		E		F		G		H	
Conn. Desig.	H	Max		Max		Max		Max	
A-F-L-S	H								
08	09					.500	(12.7)	1.698	(43.1)
10	11	.520	(13.2)	1.748	(44.4)	.595	(15.1)	1.818	(46.2)
12	13	.582	(14.8)	1.808	(45.9)	.610	(15.5)	1.838	(46.7)
14	15	.645	(16.4)	1.898	(48.2)	.700	(17.8)	1.908	(48.5)
16	17	.738	(18.7)	2.008	(51.0)	.885	(22.5)	1.998	(50.7)
18	19	.926	(23.5)	2.198	(55.8)	.975	(24.8)	2.168	(55.1)
20	21	.926	(23.5)	2.198	(55.8)	.975	(24.8)	2.168	(55.1)
22	23	1.020	(25.9)	2.348	(59.6)	1.125	(28.6)	2.278	(57.9)
24	25	1.020	(25.9)	2.348	(59.6)	1.125	(28.6)	2.278	(57.9)
28		1.145	(29.1)	2.398	(60.9)	1.225	(31.1)	2.448	(62.2)
32		1.207	(30.7)	2.498	(63.4)	1.575	(40.0)	2.698	(68.5)
36		1.238	(31.4)	2.588	(65.7)	1.775	(45.1)	2.698	(68.5)

TABLE IV: CABLE ENTRY							
Dash No.	K Max	L Max	Cable Range				
			Min		Max		
01	.781 (19.8)	.593 (15.1)	.062 (1.6)	.125 (3.2)	.125 (3.2)	.250 (6.4)	
02	.968 (24.6)	.718 (18.2)	.125 (3.2)	.250 (6.4)	.250 (6.4)	.375 (9.5)	
03	1.046 (26.6)	.843 (21.4)	.250 (6.4)	.375 (9.5)	.375 (9.5)	.500 (12.7)	
04	1.156 (29.4)	.968 (24.6)	.375 (9.5)	.500 (12.7)	.500 (12.7)	.625 (15.9)	
05	1.218 (30.9)	1.109 (28.2)	.500 (12.7)	.625 (15.9)	.625 (15.9)	.750 (19.1)	
06	1.343 (34.1)	1.218 (30.9)	.625 (15.9)	.750 (19.1)	.750 (19.1)	.875 (22.2)	
07	1.468 (37.3)	1.343 (34.1)	.750 (19.1)	.875 (22.2)	.875 (22.2)	1.000 (25.4)	
08	1.593 (40.5)	1.468 (37.3)	.875 (22.2)	1.000 (25.4)	1.000 (25.4)	1.125 (28.6)	
09	1.718 (43.6)	1.593 (40.5)	1.000 (25.4)	1.125 (28.6)	1.125 (28.6)	1.250 (31.8)	
10	1.843 (46.8)	1.718 (43.6)	1.125 (28.6)	1.250 (31.8)	1.250 (31.8)		

1. When maximum cable entry (page 21) is exceeded, Style 2 will be supplied. Dimensions E, F, G and H will not apply. Please consult factory.
2. Metric dimensions (mm) are indicated in parentheses.
3. Cable range is defined as the accommodations range for the wire bundle or cable. Dimensions shown are not intended for inspection criteria.
4. Consult factory for shorter lengths on straight backshells.
5. Interface O-Ring not supplied with Connector Designator A.

X-ON Electronics

Largest Supplier of Electrical and Electronic Components

Click to view similar products for [D-Sub Backshells](#) category:

Click to view products by [Glenair](#) manufacturer:

Other Similar products are found below :

[024657-0000MF](#) [024658-0000MF](#) [031-4321](#) [0349511210](#) [04.312.2056.0](#) [04.325.1056.0](#) [04.325.1256.0](#) [0528-002-6005](#) [057-0683-002](#) [057-0686-002](#) [057-0777-002](#) [057-3006-011](#) [069038X](#) [083-1H](#) [09050480501](#) [09120080427](#) [09120080429](#) [09127080301](#) [09140010301](#) [09140010311](#) [09140010721](#) [09140010722](#) [09140010723](#) [09140020301](#) [09140020950](#) [09151000301](#) [09151000302](#) [09151000305](#) [09151000307](#) [09151000308](#) [09151000309](#) [09151000310](#) [09151000311](#) [09151000363](#) [09151000364](#) [09151000373](#) [09151000374](#) [09151000401](#) [09151000402](#) [09151000403](#) [09151000481](#) [09151000482](#) [09151000483](#) [09151000491](#) [09151000492](#) [09151000493](#) [09151000601](#) [09151000602](#) [09151000603](#) [09151000701](#)