

Commanding and Signaling Devices



	Price groups PG 41J, 41K, 42C
13/2	Introduction
13/5	SIRIUS ACT pushbuttons and indicator lights General data <u>Actuators and indicators, 22 mm, round, plastic, black</u>
13/20	Complete units
13/27	Compact units NEW
13/29	Actuating and signaling elements NEW <u>Actuators and indicators, 22 mm, plastic with metal front ring, matte</u>
13/41	Complete units
13/47	Compact units NEW
13/49	Actuating and signaling elements NEW <u>Actuators and indicators, 22 mm, metal, shiny</u>
13/61	Complete units
13/66	Compact units NEW
13/69	Actuating and signaling elements NEW <u>Actuators and indicators, flat, 30 mm, metal, matte</u>
13/80	Actuating and signaling elements <u>Actuators and indicators, customized designs</u>
13/83	Special locks
13/84	Laser inscriptions <u>Holders</u>
13/85	Holders without module
13/86	Holders with module <u>Modules for actuators and indicators</u>
13/87	Contact modules NEW
13/91	LED modules
13/93	AS-Interface modules
13/94	Electronic modules for IO-Link
13/94	Support terminals NEW
13/95	Electronic modules for ID key-operated switches
13/96	Interface modules for PROFINET NEW
13/96	Terminal modules NEW

	Enclosures
13/97	General data
13/98	Empty enclosures NEW
13/99	Pushbuttons and indicator lights in the enclosure
13/103	Pushbuttons and indicator lights in the enclosure for AS-Interface
13/105	Modules for enclosures NEW
13/109	Two-hand operation consoles <u>Accessories</u>
	Labels
13/110	- Insert labels
13/113	- Label holders for labeling plates NEW
13/114	- Labeling plates
13/121	- Labeling plates for enclosures
13/125	- Labels for laser printers
13/126	- Other labels
13/128	Protection/access protection NEW
13/132	Actuators NEW
13/135	Enclosures NEW
13/137	Miscellaneous accessories NEW
	SIRIUS 3SB2 pushbuttons and indicator lights, 16 mm
13/139	General data
13/142	Complete units
13/144	Actuating and signaling elements
13/146	Contact blocks and lampholders <u>Accessories and spare parts</u>
13/148	Insert labels and insert caps
13/152	Backing plates
13/153	Mounting parts and components
	SIRIUS 3SE7 cable-operated switches
13/155	3SE7 metal enclosures
	SIRIUS 3SE2, 3SE3 foot switches
13/159	Plastic and metal enclosures
	SIRIUS 8WD4 signaling columns
13/161	General data
13/164	8WD42 signaling columns, 50 mm diameter
13/166	8WD44 signaling columns, 70 mm diameter
	SIRIUS 8WD5 integrated signal lamps
13/170	8WD53 integrated signal lamps, 70 mm diameter

Note:

Conversion tool, e.g. from 3SB3 to 3SU1, see www.siemens.com/sirius/conversion-tool

NEW

Click on the Article No. in the catalog PDF to access it in the Industry Mall and get all related information.

Article No.

3RA1943-2C
3RA1943-2B
3RA1953-2B
3RA1953-2N



IC10_00413

Or directly in the Internet, e. g.
www.siemens.com/product?3RA1943-2C

Commanding and Signaling Devices

Introduction

Overview



3SU1.0



3SU1.3

Pushbuttons and indicator lights

Designs	3SU1.0			3SU1.3		
Nominal diameter	22 mm			22 mm		
Version	Plastic			Plastic with metal front ring, matte		
	Complete units	Compact units	Actuating/ signaling elements	Complete units	Compact units	Actuating/ signaling elements
Actuators						
Pushbuttons	✓ see p. 13/20	--	✓ see p. 13/29	✓ see p. 13/41	--	✓ see p. 13/49
Illuminated pushbuttons	✓ see p. 13/20	--	✓ see p. 13/30	✓ see p. 13/41	--	✓ see p. 13/50
Mushroom pushbuttons	✓ see p. 13/22	--	✓ see p. 13/32	✓ see p. 13/43	--	✓ see p. 13/52
EMERGENCY STOP mushroom pushbuttons	✓ see p. 13/22	--	✓ see p. 13/33	✓ see p. 13/43	--	✓ see p. 13/53
Selector switches	✓ see p. 13/23	--	✓ see p. 13/35	✓ see p. 13/44	--	✓ see p. 13/55
Key-operated switches	✓ see p. 13/24	--	✓ see p. 13/37	✓ see p. 13/45	--	✓ see p. 13/57
Twin pushbuttons	--	--	✓ see p. 13/31	--	--	✓ see p. 13/51
Toggle switches	--	--	✓ see p. 13/34	--	--	✓ see p. 13/54
Coordinate switches	✓ see p. 13/25	--	✓ see p. 13/40	✓ see p. 13/45	--	✓ see p. 13/60
Sensor switches	--	✓ see p. 13/27	--	--	✓ see p. 13/47	--
ID key-operated switches	--	--	✓ see p. 13/39	--	--	✓ see p. 13/59
Pushbuttons with extended stroke	--	✓ see p. 13/28	--	--	✓ see p. 13/48	--
Potentiometers	--	✓ see p. 13/28	--	--	✓ see p. 13/48	--
Indicators						
Indicator lights	✓ see p. 13/40	--	✓ see p. 13/40	✓ see p. 13/60	--	✓ see p. 13/60
Contact modules						
Single-pole	✓ see p. 13/87	--	--	--	--	--
LED modules						
Module with integrated LED	✓ see p. 13/91, 13/92, 13/106, 13/107	--	--	--	--	--
Connections						
Screw terminals	✓	✓	✓	✓	✓	✓
Spring-type terminals	✓	--	✓	✓	--	✓
Solder pins	--	--	✓	--	--	✓
AS-Interface	✓	--	✓	✓	--	✓
IO-Link	--	--	✓	--	--	✓

✓ Available
-- Not available



	3SU1.5			3SU1.6			3SB2
Pushbuttons and indicator lights							
Designs							
Nominal diameter	22 mm			30 mm			16 mm
Version	Metal, shiny			Metal, matte, flat			Plastic, round
	Complete units	Compact units	Actuating/ signaling elements	Complete units	Compact units	Actuating/ signaling elements	
Actuators							
Pushbuttons	✓ see p. 13/61	--	✓ see p. 13/69	--	--	✓ see p. 13/80	✓ see p. 13/144
Illuminated pushbuttons	✓ see p. 13/61	--	✓ see p. 13/70	--	--	✓ see p. 13/80	✓ see p. 13/144
Mushroom pushbuttons	✓ see p. 13/63	--	✓ see p. 13/72	--	--	--	--
EMERGENCY STOP mushroom pushbuttons	✓ see p. 13/63	--	✓ see p. 13/73	--	--	--	✓ see p. 13/144
Selector switches	✓ see p. 13/64	--	✓ see p. 13/75	--	--	✓ see p. 13/81	✓ see p. 13/144
Key-operated switches	✓ see p. 13/64	--	✓ see p. 13/77	--	--	✓ see p. 13/82	✓ see p. 13/145
Twin pushbuttons	--	--	✓ see p. 13/71	--	--	--	--
Toggle switches	--	--	✓ see p. 13/75	--	--	--	--
Coordinate switches	✓ see p. 13/65	--	✓ see p. 13/79	✓ see p. 13/45	--	--	--
Pushbuttons with extended stroke	--	✓ see p. 13/68	--	--	--	--	--
Potentiometers	--	✓ see p. 13/67	--	--	--	--	--
Indicators							
Indicator lights	✓ see p. 13/66	--	✓ see p. 13/79	--	--	✓ see p. 13/82	✓ see p. 13/143
Contact modules							
Single-pole	✓ see p. 13/87, 13/105						--
LED modules							
Wedge bases	--	--	--	--	--	--	✓ see p. 13/153
Module with integrated LED	✓ see p. 13/91, 13/92, 13/106, 13/107						
Connections							
Plug-in connection	--	--	--	--	--	--	✓
Screw terminals	✓	✓	✓	✓	✓	✓	--
Spring-type terminals	✓	✓	✓	✓	✓	✓	--
Solder pins	✓	✓	✓	✓	✓	✓	✓
AS-Interface	✓	✓	✓	✓	✓	✓	✓
IO-Link	✓	✓	✓	✓	✓	✓	✓

✓ Available

-- Not available

Note:

Safety Characteristics, see page 16/6.

AS-Interface solutions

Pushbuttons and indicator lights of the SIRIUS ACT series can be connected to the AS-Interface communication system quickly and easily with the help of various solutions.

For AS-Interface solutions, see catalog IK PI "Industrial Communication SIMATIC NET".

AS-Interface EMERGENCY STOP according to ISO 13850

Using special modules, EMERGENCY STOP devices according to ISO 13850 can be directly connected through the standard AS-Interface with safety-related communication (see page 13/93).

AS-Interface enclosures

Enclosures with standard fittings are listed in this catalog. For customized enclosures, use the SIRIUS ACT Configurator to select the elements for equipping (see page 13/103).

Commanding and Signaling Devices

Introduction



	3SU18	3SU18	3SE7, 3SF2	3SE29, 3SE39
	Enclosures	Two-hand operation consoles	Cable-operated switches	Foot switches
Enclosures				
Plastic	✓	✓	--	✓
Metal	✓	✓	✓	✓
Actuators				
Pushbuttons	✓	--	✓	✓
Illuminated pushbuttons	--	--	--	--
Mushroom pushbuttons	✓	✓	--	--
EMERGENCY STOP mushroom pushbuttons	✓	✓	✓	--
Selector switches	✓	--	--	--
Key-operated switches	✓	--	--	--
Bowden wires	--	--	✓	--
Indicators				
Indicator lights	✓	--	✓	--
Acoustic signaling devices	✓	--	--	--
Contact modules				
Single-pole	✓	✓	--	--
Two-pole	--	✓	✓	✓
Three-pole	--	--	✓	✓
Four-pole	--	--	✓	✓
Connections				
Screw terminals	✓	✓	✓	✓
Pages	see p. 13/98	see p. 13/109	see p. 13/155	see p. 13/159

✓ Available -- Not available



	8WD42, 8WD44	8WD53
	Signaling columns	Integrated signal lamps
Enclosures		
Plastic	✓	✓
Illumination		
Incandescent lamps	✓	✓
LEDs	✓	✓
Flashlights	✓	✓
Connections		
Screw terminals	✓	✓
Spring-type terminals	✓	--
AS-Interface	✓	--
Pages	see p. 13/161	see p. 13/170

✓ Available -- Not available

Overview



SIRIUS ACT pushbuttons and indicator lights

SIRIUS ACT – commanding and signaling

SIRIUS ACT is a modular system of pushbuttons and indicator lights for front plate mounting and rear-mounted electrical modules. Thanks to SIRIUS ACT with PROFINET, pushbuttons and indicator lights can be connected directly via PROFINET to the controller and HMI devices – including with safety functions. Engineering and commissioning are simplified no end by the TIA Portal.

Extensive portfolio

- Customized variants, e.g. special tumbler arrangements, labeling, equipped enclosures
- Communication-enabled thanks to direct interfacing to AS-Interface, IO-Link or PROFINET

Diverse possible applications

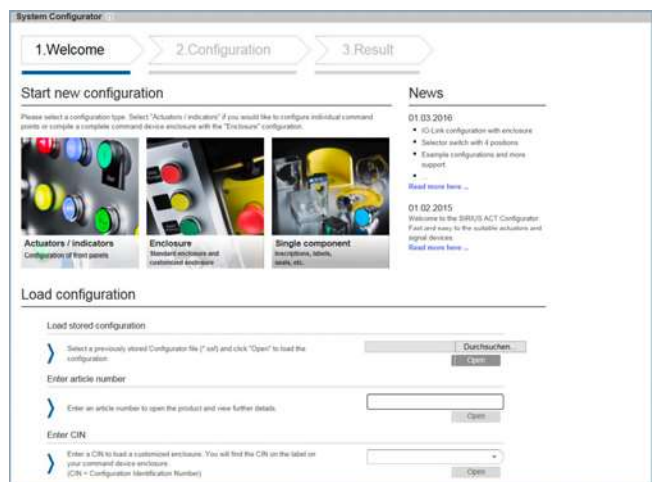
- National and international approvals
- Many trade approvals
- Short delivery times thanks to global availability

Standards

- IEC/EN 60947-1
- IEC/EN 60947-5-1
- IEC/EN 60947-5-5 for EMERGENCY STOP devices

More information

Homepage, see www.siemens.com/sirius-act
 Industry Mall, see www.siemens.com/product?3SU1
 Configurator, see www.siemens.com/sirius-act/configurator
 Conversion tool, see www.siemens.com/sirius-act/conversion-tool
 Manual, see <https://support.industry.siemens.com/cs/ww/en/view/107542462>
 TIA Portal, see www.siemens.com/TIA

Configurator


- Fast, simple selection by intuitive navigation through clearly-organized menus using drag & drop
- Image preview of selected components
- Inscription of pushbuttons and labeling plates using the interactive inscription tool
- Once created, a configuration can be ordered as often as required using the customer-specific article number and the CIN (Configuration Identification Number)
- Everything at a glance: Product data sheets, certificates, dimensional drawings, list prices, inscription tool

SIRIUS ACT Pushbuttons and Indicator Lights

General data

Benefits

Design



SIRIUS ACT is available in four design lines.

Ruggedness



- Degree of protection IP66, IP67, IP69 (IP69K)

IP66

6 = Protection against the ingress of dust

6 = Protection against powerful splashwater

IP67

6 = Protection against the ingress of dust

7 = Protection against temporary immersion

IP69 (IP69K)

6 = Protection against the ingress of dust

9/9K = Protection against water in high-pressure cleaning (approx. 80 bar) and high water jet temperatures (approx. 80 °C)


- Service life of 100 000 hours thanks to use of LEDs
- Media resistance (chemicals) thanks to solid stainless steel and high-grade plastics
- Mechanical endurance of 10×10^6 switching cycles
- Suitable for use in extreme environments
- Reliable, friction-locked fixing with just one screw
- Design stability according to use
- Simple geometry for mounting holes

Communication



- Direct connection of the enclosure to AS-Interface or IO-Link
- Direct connection in the control cabinet to PROFINET, IO-Link or AS-Interface
- Can be integrated easily via the TIA Portal

Easy handling

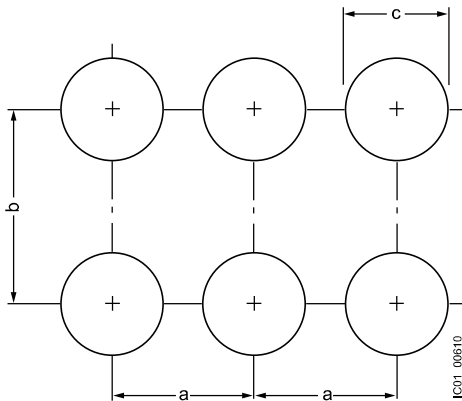


- Self-holding function of the actuator when mounting
- Twist prevention integrated into patented holder design
- Stackable contact modules
- Self-explanatory and fast installation using one hand
- Components can be mounted with holder removed
- No special tools required, simple size 2 screwdriver (cross-tip DIN ISO 87641PZD1, flat-head DIN ISO 2380-1 A/B 1x4,5) is sufficient

SIRIUS ACT Pushbuttons and Indicator Lights

General data

Mounting dimensions



	Minimum clearance		
	a	b	c
	mm	mm	mm
22 mm plastic, plastic with metal front ring, metal for front plate thickness 1 ... 6 mm			
3-slot holder	30	40	22.3 ^{+0,4}
4-slot holder	40	40	22.3 ^{+0,4}
30 mm metal, matte for front plate thickness 1 ... 4 mm			
3-slot holder	40	45	30.5 ^{+0,5}

Versions

SIRIUS ACT is a modular system of pushbuttons and indicator lights with which customized variants can be configured flexibly.

One command point comprises:


- An actuating or signaling element in front of the control panel
- A holder for securing behind the control panel
- Up to six contact modules and/or one LED module (mounted onto the holder), single-pole contacts can be stacked
- A comprehensive range of accessories for inscription/markings

Complete units

Complete units made up of an actuating or signaling element, holder and contact modules and/or LED modules are offered for the most frequent application cases. The electrical parts are integrated and only have to be wired.

Compact units

Signaling devices, sensor switches, pushbuttons with extended stroke and potentiometers are available as compact units. The electronic circuitry is already integrated in these devices, i.e. it is not necessary to snap on a contact or LED module.




Complete units	Pages	Compact units	Pages
Plastic, black	13/20	Plastic, black	13/27
Plastic with metal front ring, matte	13/41	Plastic with metal front ring, matte	13/48
Metal, shiny	13/61	Metal, shiny	13/66

SIRIUS ACT Pushbuttons and Indicator Lights

General data

Actuating and signaling elements



System overview of SIRIUS ACT pushbuttons and indicator lights from the plastic design line. Pushbuttons and indicator lights available in four design lines.

Actuating and signaling elements		Pages	Modules for front plate mounting		Pages
①	Pushbuttons, illuminated pushbuttons	13/20	⑮	Contact modules	13/87
②	Mushroom pushbuttons	13/22	⑯	LED modules	13/91
③	Selector switches, toggle switches	13/44	⑰	AS-Interface modules	13/93
④⑤ ⑥⑦	Key-operated switches, coordinate switches, potentiometers, indicator lights	13/45	⑱	Interface modules, fail-safe interface modules, terminal modules	13/96
⑧⑨	EMERGENCY STOP mushroom pushbuttons, backing plates	13/22	Enclosures		Pages
⑩⑪	ID key-operated switches with ID key, electronic modules	13/39	⑲	Enclosures	13/97
⑫	Twin pushbuttons, label holders, labeling plates	13/31	Modules for base mounting		Pages
Holders and labels		Pages	⑳	Contact modules	13/105
⑬	Label holders, labeling plates	13/110	㉑	LED modules	13/105
⑭	Holder	13/110	㉒	IO-Link modules	13/108
			㉓	AS-Interface modules	13/108

SIRIUS ACT Pushbuttons and Indicator Lights

General data


SIRIUS ACT with PROFINET

SIRIUS ACT with PROFINET connects pushbuttons and indicator lights directly via PROFINET to the controller and HMI devices – including with safety functions.

With this solution designed for the control panel, up to 21 SIRIUS ACT devices can be connected to the controller via PROFINET. Integration of the EMERGENCY STOP mushroom pushbutton (SIL 3, PLe) is possible via PROFIsafe. Non SIRIUS ACT devices, e.g. position switches, can additionally be connected via the open, digital/analog interfaces (DI, DQ, AI).

The system is entirely integrated into TIA Portal and does not require any further addressing apart from the IP address for PROFINET.

Quick and easy installation with flat cables without special tools saves significantly on wiring outlay.



Interface modules/fail-safe interface modules	
	<p>Interface module for PROFINET, 24 V DC 1 ... 20 terminal modules can be connected</p> <p>3SU1400-1L□10-□AA1 See page 13/96</p>
Terminal modules	
	<p>Terminal modules with 2 contacts Terminal modules with 2 contacts and integrated LED Terminal modules with integrated LED</p> <p>3SU1401-1MA□0-1□A1 See page 13/96 3SU1401-1MC□0-1□A1 3SU1401-1ME□0-1□A1</p>
Accessories	
	<p>Memory module For backing up the complete parameterization of the 3SK2 safety system without a PC/PG through the system interface</p> <p>3RK3931-0AA00 See page 13/96</p>
	<p>LED modules for mounting on printed-circuit boards</p> <p>3SU1401-3BA□0-5AA0 See page 13/92</p>
	<p>Flat ribbon cable 7 cores, length 10 m 7 cores, length 5 m</p> <p>3SU1900-0KQ80-0AA0 See page 13/138 3SU1900-0KP80-0AA0</p>

SIRIUS ACT Pushbuttons and Indicator Lights

General data

ID key-operated switches

Groups of employees or individuals can be authenticated by means of the ID key-operated switch. The ID key-operated switch is electronic and has four switch positions that are selected by keys with different codes. Using the 4 ID keys with different codes, it is possible to select 1 to 4 positions. The ID keys are color-coded (yellow, blue, red, green, white) so that they can be clearly differentiated at a glance and used flexibly thanks to four function levels.

RFID authentication solutions

Groups of employees or individuals can be authenticated by means of the ID key-operated switch. Color-coded keys for easy distinction between users.

Different versions of ID key-operated switches are available depending on the following features:

- Front ring material
- Conventional variant: 1 + 4 non-isolated outputs
- Variant with IO-Link: Option of individual coding

Operation:

Insert ID key, turn key to select the position. Standard keys can also be used in conjunction with the electronic module for ID key-operated switches with IO-Link function. The white ID key is supplied without coding.



3SU1000-4WS10-0AA0
Plastic, black



3SU1030-4WS10-0AA0
Plastic with metal front ring, matte

ID key-operated switches		
Number of switching positions	4	4
Operating angle	45°	45°
Operating principle	Latching	Latching
Switch position for key removal	Key removal possible in all 4 positions	Key removal possible in all 4 positions
Color	Black	Black
Pages	13/39	13/59



3SU1400-1GC10-1AA0



3SU1400-1GD10-1AA0

Electronic modules for ID key-operated switches		
Type of power supply	--	via IO-Link master
Protocol is supported IO-Link protocol	--	IO-Link protocol
Number of NO contacts	5	5
IO-Link transfer rate	--	COM2 (38.4 Kbaud)
Pages	13/95	13/95



3SU1900-0FU60-0AA0

ID keys ID group individual



3SU1900-0FV40-0AA0
3SU1900-0FW30-0AA0
3SU1900-0FX20-0AA0
3SU1900-0FY50-0AA0

ID keys








ID keys		
Material	Plastic	Plastic
Version of RFID coding	Individually coded, programmable several times	ID group 1 ID group 2 ID group 3 ID group 4
Color	White	Green Yellow Red Blue
Pages	13/134	13/134

SIRIUS ACT Pushbuttons and Indicator Lights

General data

Article No. scheme

Device types

						
3SU10	3SU11	3SU12	3SU14	3SU15	3SU18	3SU19
Actuating and signaling elements	Complete units	Compact units	Modules for actuators and indicators	Holders with module	Enclosures	Accessories

Actuating and signaling elements

Product versions		Article number														
SIRIUS ACT pushbuttons and indicator lights		3SU1	<input type="checkbox"/>	<input type="checkbox"/>	<input type="checkbox"/>	-	<input type="checkbox"/>	<input type="checkbox"/>	<input type="checkbox"/>	<input type="checkbox"/>	<input type="checkbox"/>	-	<input type="checkbox"/>	<input type="checkbox"/>	<input type="checkbox"/>	
Device type	Actuating and signaling elements	0														
Material (front ring)	Plastic, black	0														
	Metal, matte (front ring)/ plastic, black (rosette)	3														
	Metal, shiny	5														
	Metal, matte	6														
Illumination	Non-illuminated	0														
	Illuminated/transparent	1														
	Illuminated/non-illuminated	2														
Type of actuator/indicator	Pushbutton	0														
	Mushroom pushbutton/ EMERGENCY STOP mushroom pushbutton/sensor switch	1														
	Selector switch	2														
	Twin pushbutton, toggle switch	3														
	Key-operated switch	4/5														
	Indicator light/acoustic signaling device	6														
	Coordinate switch	7														
Design of the actuator/ acoustic signaling device	e.g. A = Flat							<input type="checkbox"/>								
Function	e.g. B = Momentary contact								<input type="checkbox"/>							
Color/key removal position	e.g. 10 = Black, 20 = Red									<input type="checkbox"/>	<input type="checkbox"/>					
Connection type	None												0			
Module/holder equipment	e.g. A = Without module, without holder Y = Without module, with holder													<input type="checkbox"/>		
	Marking	e.g. A = None, C = "I", D = "O", R = "R"													<input type="checkbox"/>	
Ambient condition	Standard, ATEX														0 1	
Example		3SU1	0	0	0	-	0	A	B	1	0	-	0	A	A	0

Note:

The Article No. scheme shows an overview of product versions for better understanding of the logic behind the article numbers.

For your orders please use the article numbers quoted in the selection and ordering data.

SIRIUS ACT Pushbuttons and Indicator Lights

General data

Complete units

Product versions		Article number														
SIRIUS ACT pushbuttons and indicator lights		3SU1	<input type="checkbox"/>	<input type="checkbox"/>	<input type="checkbox"/>	-	<input type="checkbox"/>	<input type="checkbox"/>	<input type="checkbox"/>	<input type="checkbox"/>	<input type="checkbox"/>	-	<input type="checkbox"/>	<input type="checkbox"/>	<input type="checkbox"/>	
Device type	Complete units	1														
Material (front ring)	Plastic, black	0														
	Metal, matte (front ring)/ plastic, black (rosette)	3														
	Metal, shiny	5														
	Metal, matte	6														
Illumination	Non-illuminated	0														
	Illuminated (with/without LED, various voltages)	1...8														
Type of actuator/indicator	Pushbutton	0														
	Mushroom pushbutton/ EMERGENCY STOP mushroom	1														
	pushbutton/sensor switch	2														
	Selector switch	3														
	Twin pushbutton, toggle switch	4/5														
	Key-operated switch	6														
	Indicator light/acoustic signaling device Coordinate switch	7														
Design of the actuator/ acoustic signaling device	e.g. A = Flat							<input type="checkbox"/>								
Function	e.g. B = Momentary contact								<input type="checkbox"/>							
Color/key removal position	e.g. 10 = Black, 20 = Red									<input type="checkbox"/>	<input type="checkbox"/>					
Connection type	Screw terminals												1			
	Spring-type terminals												3			
Module/holder equipment incl. contact material	e.g.													<input type="checkbox"/>		
	A = Without module, with holder															
	B = 1 NO contact with holder															
	C = 1 NC contact with holder															
Marking	e.g. A = None, C = "I", D = "O", R = "R"														<input type="checkbox"/>	
Ambient condition	Standard														0	
	ATEX														1	
Example		3SU1	1	0	0	-	0	A	A	1	0	-	1	B	A	0

Compact units

Product versions		Article number														
SIRIUS ACT pushbuttons and indicator lights		3SU1	<input type="checkbox"/>	<input type="checkbox"/>	<input type="checkbox"/>	-	<input type="checkbox"/>	<input type="checkbox"/>	<input type="checkbox"/>	<input type="checkbox"/>	<input type="checkbox"/>	-	<input type="checkbox"/>	<input type="checkbox"/>	<input type="checkbox"/>	
Device type	Compact units	2														
Material (front ring)	Plastic, black	0														
	Metal, matte (front ring)/ plastic, black (rosette)	3														
	Metal, shiny	5														
	Metal, matte	6														
Illumination	Non-illuminated	0														
	Illuminated/non-illuminated	1														
Type of actuator/indicator	Pushbutton	0														
	Sensor switch	1														
	Potentiometer	2														
	Indicator light/acoustic signaling device	6														
Design of the actuator/acoustic signaling device	e.g. A = Flat							<input type="checkbox"/>								
Function (voltage/resistance)	e.g. B = 24 V AC/DC								<input type="checkbox"/>							
Color	e.g. 10 = Black, 20 = Red									<input type="checkbox"/>	<input type="checkbox"/>					
Connection type	Without												0			
	Screw terminals												1			
	M12 connection, 4-pole												2			
	Spring-type terminals												3			
Module/holder equipment incl. contact material	e.g.													<input type="checkbox"/>		
	A = Without module, without holder															
	B = 1 NO contact with holder C = 1 NC contact with holder															
Marking	e.g. A = None														<input type="checkbox"/>	
Ambient condition	Standard														0	
	ATEX														1	
Example		3SU1	2	0	1	-	6	A	B	1	0	-	1	A	A	0

Note:

The article number schemes show an overview of product versions for better understanding of the logic behind the article numbers.

For your orders please use the article numbers quoted in the selection and ordering data.

SIRIUS ACT Pushbuttons and Indicator Lights

General data

Modules for actuators and indicators

Product versions		Article number																		
SIRIUS ACT pushbuttons and indicator lights		3	S	U	1															
Device type	Modules for actuators and indicators	4																		
Material (front ring)	Plastic, black		0																	
Illumination	Non-illuminated			0																
	Illuminated			1																
Fastening method	Front plate mounting					1														
	Base mounting					2														
	Printed circuit board					3														
Module type	Contact module																			
	LED module																			
	LED test module																			
	Support terminal																			
	AS-Interface module																			
	Electronic module for ID key-operated switches																			
	Interface modules for PROFINET Terminal modules																			
Function/voltage	e.g. B = 24 V AC/DC																			
Color	e.g. 10 = Black, 20 = Red																			
Connection type	Screw terminals																			1
	Screw terminals + insulation piercing method																			2
	Spring-type terminals																			3
	Spring-type terminals + insulation piercing method																			4
	Socket terminals																			5
Module equipment incl. contact material	e.g. A = None B = 1 NO contact, silver C = 1 NC contact, silver																			
Marking	None																			A
Ambient condition	Standard ATEX																			0 1
Example		3	S	U	1															

Holders

Product versions		Article number																			
SIRIUS ACT pushbuttons and indicator lights		3	S	U	1																
Device type	Holder	5																			
Material (front ring)	Plastic, black			0																	
	Metal, shiny			5																	
Illumination	Non-illuminated				0																
	Illuminated				1																
Fastening method	Without front plate mounting					0															
						1															
Holder type	3x A																				A
	4x B																				B
Function/voltage	Without																				A
	6 ... 24 V AC/DC																				G
Color	e.g. 10 = Black, 20 = Red																				
Connection type	Without screw terminals																				0
																					1
Module equipment incl. contact material and slot	e.g. A = None B = 1 NO contact, silver C = 1 NC contact, silver																				
Marking	None																				A
Ambient condition	Standard ATEX																				0 1
Example		3	S	U	1																

Note:

The article number schemes show an overview of product versions for better understanding of the logic behind the article numbers.

For your orders please use the article numbers quoted in the selection and ordering data.

SIRIUS ACT Pushbuttons and Indicator Lights

General data

Enclosures

Product versions		Article number															
SIRIUS ACT pushbuttons and indicator lights		3SU1	<input type="checkbox"/>	<input type="checkbox"/>	<input type="checkbox"/>	-	<input type="checkbox"/>	<input type="checkbox"/>	<input type="checkbox"/>	<input type="checkbox"/>	<input type="checkbox"/>	-	<input type="checkbox"/>	<input type="checkbox"/>	<input type="checkbox"/>	<input type="checkbox"/>	
Device type	Enclosures	8															
Material (enclosure/front ring)	Plastic, black plastic	0															
	Metal, shiny metal	5															
Number of command points	Command point	1															
	... Command points	... 6															
Type of enclosure	Surface-mounting	0															
	4-position selector switch and coordinate switch	1															
	Palm pushbutton	2															
	Two-hand operation console	3															
Command point	e.g. command point, inscription, module		<input type="checkbox"/>	<input type="checkbox"/>													
Communication capability	Without	0															
	AS-i	1															
Ambient condition	Standard	0															
	ATEX	1															
Mounting/connection of modules	None	0															
	Front plate mounting, screw terminals	1															
	Base mounting, screw terminals	2															
	Base mounting, spring-type terminals	3															
	Insulation piercing method	4															
Cable exit from enclosure	None																
	Direct entry of AS-i flat cable at top/on right														A		
	AS-i insulation piercing method at top/right														G		
Design of enclosure top	Center command point																
	With recess for labeling plate																
	With protective collar																
	4 additional holes (two-hand operation console)															B	
	8 additional premachined breaking points (two-hand operation console)															C	
Color of enclosure top	Gray																
	Yellow															1	
Example		3SU1	8	0	1	-	0	A	A	0	0	-	0	A	A	2	

Accessories

Product versions		Article number															
SIRIUS ACT pushbuttons and indicator lights		3SU1	<input type="checkbox"/>	<input type="checkbox"/>	<input type="checkbox"/>	-	<input type="checkbox"/>	<input type="checkbox"/>	<input type="checkbox"/>	<input type="checkbox"/>	<input type="checkbox"/>	-	<input type="checkbox"/>	<input type="checkbox"/>	<input type="checkbox"/>	<input type="checkbox"/>	
Device type	Accessories	9															
Material	Plastic, black	0															
	Metal/plastic	3															
	Metal, shiny	5															
	Metal, matte	6															
Illumination	Non-illuminated	0															
	Illuminated	1															
Type of accessory (labels, protection, actuator, enclosure)	e.g. 0AB = Insert label						<input type="checkbox"/>	<input type="checkbox"/>	<input type="checkbox"/>								
Color	e.g. 10 = Black, 20 = Red									<input type="checkbox"/>	<input type="checkbox"/>						
Marking	e. g. 0AA = None 0AB = ON 0AT = EMERGENCY STOP												<input type="checkbox"/>	<input type="checkbox"/>	<input type="checkbox"/>		
Ambient condition	Standard															0	
	ATEX															1	
Example		3SU1	9	0	0	-	0	A	B	2	0	-	0	A	B	0	

Note:

The article number schemes show an overview of product versions for better understanding of the logic behind the article numbers.

For your orders please use the article numbers quoted in the selection and ordering data.

Application

Environmental conditions

The pushbuttons and indicator lights are climate-proof (KTW 24) and suitable for standard industrial applications and operation in marine applications.

Simple electrical equipment

Non-illuminated actuators, contact modules, enclosures and special accessories can be classified as simple electrical equipment according to IEC 60079-11. This means that they may be used in intrinsically safe circuits in potentially explosive atmospheres. An overview of the devices and atmospheres can be found in Confirmation No. 3287.01.

Safety EMERGENCY STOP pushbuttons according to ISO 13850

For controls according to IEC/EN 60204-1, the SIRIUS ACT mushroom pushbuttons are suitable for use as safety EMERGENCY STOP pushbuttons.

Safety circuits

The IEC/EN 60947-5-1 standard requires positive opening. This means that for the purpose of personal safety, the reliable opening of NC contacts in all safety circuits is expressly prescribed for the electrical equipment of machines and is designated according to IEC 60947-5-1 with the symbol (⊖).

Category 4 according to EN ISO 13849-1 can be attained with the EMERGENCY STOP mushroom pushbuttons if the corresponding fail-safe evaluation units are selected and correctly installed, e.g. the 3SK11 safety relays or the 3RK3 Modular Safety System ([see page 11/1 onwards](#)) or matching units from the ASIsafe, SIMATIC or SINUMERIK product ranges.

The SIRIUS ACT pushbuttons and indicator lights can be connected to the AS-Interface communication system quickly and safely.

The following solutions are available:

- AS-Interface modules
- AS-Interface module in safety-related version for EMERGENCY STOP mushroom pushbutton
- Ready-fitted AS-Interface enclosures with 1 to 6 command points

IO-Link

The SIRIUS ACT pushbuttons and indicator lights can be connected to IO-Link quickly and safely. The connection is made via a special IO-Link module.

SIRIUS ACT Pushbuttons and Indicator Lights

General data

Technical specifications

More information	
Industry Mall, see www.siemens.com/product?3SU1	Configurator, see www.siemens.com/sirius-act/configurator Conversion tool, see www.siemens.com/sirius/conversion-tool Manual, see https://support.industry.siemens.com/cs/ww/en/view/107542462

Type	3SU1..0-AA 3SU1..0-JA	3SU1..1-AA 3SU1..1-JA	3SU1..0-AB 3SU1..0-BB 3SU1..0-CB 3SU1..0-DB 3SU1..0-JB	3SU1..1-AB 3SU1..1-BB 3SU1..1-JB
Product version	Pushbuttons			
Operating principle of the actuating element	Latching		Momentary contact	
Optional expansion of product by light source	No	Yes	No	Yes
Mechanical endurance (operating cycles) typical	500 000		10 000 000	3 000 000
Switching frequency maximum	1/h 1 800		3 600	
Shock resistance acc. to IEC 60068-2-27	Half-sine wave 50 g/11 ms			
Vibration resistance acc. to IEC 60068-2-6	10 ... 500 Hz: 5 g			
Degree of protection	IP66, IP67, IP69 (IP69K)			
Environmental category during operation According to IEC 60721	3M6, 3S2, 3B2, 3C3, 3K6 (with a relative air humidity of 10 ... 95%)			
Ambient temperature				
• During operation	°C	-25 ... +70		
• During storage	°C	-40 ... +80		

Type	3SU1.00-AA 3SU1.00-BA 3SU1.00-CA 3SU1.30-AA 3SU1.30-BA 3SU1.50-AA 3SU1.50-BA 3SU1.50-CA	3SU1.50-EA	3SU1.01-AA 3SU1.01-BA 3SU1.51-AA 3SU1.51-BA 3SU1.51-CA	3SU1.00-AD 3SU1.00-BD 3SU1.00-CD 3SU1.30-AD 3SU1.30-BD 3SU1.50-AD 3SU1.50-BD 3SU1.50-CD	3SU1.50-ED	3SU1.01-AD 3SU1.01-BD 3SU1.31-AD 3SU1.31-BD
Product version	Mushroom pushbuttons					
Operating principle of the actuating element	Latching			Momentary contact		
Optional expansion of product by light source	No		Yes	No		Yes
Mechanical endurance (operating cycles) typical	500 000	300 000	500 000	10 000 000	300 000	3 000 000
Switching frequency maximum	1/h 1 800			3 600	1 800	3 600
Shock resistance acc. to IEC 60068-2-27	Half-sine wave 50 g/11 ms					
Vibration resistance acc. to IEC 60068-2-6	10 ... 500 Hz: 5 g					
Degree of protection	IP66, IP67, IP69 (IP69K)		IP65, IP67, IP69 (IP69K)	IP66, IP67, IP69 (IP69K)		IP65, IP67, IP69 (IP69K)
Environmental category during operation According to IEC 60721	3M6, 3S2, 3B2, 3C3, 3K6 (with a relative air humidity of 10 ... 95%)					
Ambient temperature						
• During operation	°C	-25 ... +70				
• During storage	°C	-40 ... +80				

Type	3SU1...-J 3SU1...-H 3SU1...-G
Product version	EMERGENCY STOP mushroom push-buttons
Mechanical endurance (operating cycles)	300 000
Switching frequency maximum	1/h 600
Shock resistance acc. to IEC 60068-2-27	Half-sine wave 50 g/11 ms
Vibration resistance acc. to IEC 60068-2-6	10 ... 500 Hz: 5 g
Degree of protection	IP66, IP67, IP69 (IP69K)
Environmental category during operation According to IEC 60721	3M6, 3S2, 3B2, 3C3, 3K6 (with a relative air humidity of 10 ... 95 %)
Ambient temperature	
• During operation	°C -25 ... +70
• During storage	°C -40 ... +80

SIRIUS ACT Pushbuttons and Indicator Lights




General data




Type	3SU1.5.-2A 3SU1.5.-2B 3SU1.5.-2C 3SU1.5.-2D 3SU1.5.-2E	3SU1.0.-2A 3SU1.0.-2B 3SU1.0.-2C 3SU1.3.-2A 3SU1.3.-2B 3SU1.3.-2C	3SU1.0.-3E 3SU1.3.-3E 3SU1.5.-3E	3SU1.0.-4B 3SU1.0.-4C 3SU1.0.-4D 3SU1.0.-4F 3SU1.0.-4G 3SU1.0.-4H 3SU1.0.-4J 3SU1.0.-4L 3SU1.0.-5B 3SU1.0.-5H 3SU1.0.-5P 3SU1.0.-5Q 3SU1.0.-5R 3SU1.0.-5S 3SU1.0.-5T 3SU1.0.-5X	3SU1...-4B 3SU1...-4C 3SU1...-4D 3SU1...-4F 3SU1...-4G 3SU1...-4H 3SU1...-4J 3SU1...-4L 3SU1...-5B 3SU1...-5H 3SU1...-5K 3SU1...-5L 3SU1...-5P 3SU1...-5Q 3SU1...-5R 3SU1...-5S 3SU1...-5T 3SU1...-5X	3SU1.0.-7A 3SU1.0.-7B 3SU1.3.-7A 3SU1.3.-7B 3SU1.5.-7A 3SU1.5.-7B
Product version	Selector switches		Toggle switches	Key-operated switches		Coordinate switches
Mechanical endurance (operating cycles)	300 000	1 000 000		300 000	250 000	
Switching frequency maximum	1/h	1 800			3 600	
Shock resistance acc. to IEC 60068-2-27	Half-sine wave 50 g/11 ms					
Vibration resistance acc. to IEC 60068-2-6	10 ... 500 Hz: 5 g					
Degree of protection	IP66, IP67, IP69 (IP69K)		IP66, IP67, IP69K	IP66, IP67, IP69 (IP69K)		IP65, IP67
Ambient temperature						
• During operation	°C	-25 ... +70				
• During storage	°C	-40 ... +80				

Type	3SU1400- .AA10-1A.0	3SU1400- 1AA10-1GA0, 3SU1400- 1AA10-1RA0	3SU1400- 1AA10-1HA0	3SU1400- .AA10-3A.0	3SU1400- 1AA10-3HA0	3SU1400- 3AA10-5A.0
Product version	Contact modules					
Rated insulation voltage	V	500				
Pollution degree		3				
Impulse withstand voltage rated value	kV	6				
Operational voltage type		AC/DC				
Operational voltage, rated value						
• At AC at 50 Hz	V	5 ... 500				
• At DC	V	5 ... 500				
Thermal current	A	10				
Operational current, rated value						
• At AC-12						
- At 24 V	A	10				
- At 230 V	A	8				
• At AC-15						
- At 24 V	A	6				
- At 230 V	A	6	4	6	6	
- At 400 V	A	3				
- At 500 V	A	1.4				
• At DC-12						
- At 24 V	A	10				
- At 48 V	A	5				
- At 110 V	A	2.5				
- At 230 V	A	1	0.3	1	0.3	1
- At 400 V	A	0.3				
- At 500 V	A	0.3	0.2	0.3		
• At DC-13						
- At 24 V	A	3				
- At 48 V	A	1.5				
- At 110 V	A	0.7	0.6	0.7	0.6	0.7
- At 230 V	A	0.3				
- At 400 V	A	0.1				
- At 500 V	A	0.1				
Contact reliability		One contact failure per 100 million switching operations (17 V, 5 mA), one contact failure per 10 million switching operations (5 V, 1 mA)				
Mechanical endurance (operating cycles) typical		10 000 000				

SIRIUS ACT Pushbuttons and Indicator Lights

General data

Type	3SU1400- .AA10-1A.0		3SU1400- 1AA10-1GA0, 3SU1400- 1AA10-1RA0		3SU1400- 1AA10-1HA0		3SU1400- .AA10-3A.0		3SU1400- 1AA10-3HA0		3SU1400- 3AA10-5A.0		
Product version	Contact modules												
Switching frequency maximum	1/s	3 600											
Fuse link version required for short-circuit protection of the auxiliary switch with type of coordination 1	gG/Dz 10 A, quick-response/Dz 10 A												
Continuous current of miniature circuit breaker C characteristic	A	10											
Vibration resistance acc. to IEC 60068-2-6	10 ... 500 Hz: 5 g												
Shock resistance acc. to IEC 60068-2-27	Half-sine wave 50 g/11 ms												
Climate class during operation according to IEC 60721	3M6, 3S2, 3B2, 3C3, 3K6 (with a relative air humidity of 10 ... 95%, no condensation permitted in operation)												
Ambient temperature													
• During operation	°C	-25 ... +70											
• During storage	°C	-40 ... +80											
Degree of protection													
• Of enclosure	IP40												
• Of the terminal	IP20												
Type of electrical connection	Screw terminals 			Spring-type terminals 			Socket terminals (THT) 						
Type of connectable conductor cross-sections													
• Solid with end sleeve	mm ²	2 x (0.5 ... 0.75)		--		--		--		--		--	
• Solid without end sleeve	mm ²	2 x (1.0 ... 1.5)		--		2 x (0.25 ... 1.5)		--		--		--	
• Finely stranded with end sleeve	mm ²	2 x (0.5 ... 1.5)		--		2 x (0.25 ... 0.75)		--		--		--	
• Finely stranded without end sleeve	mm ²	2 x (1.0 ... 1.5)		--		2 x (0.25 ... 1.5)		--		--		--	
• For AWG cables		2 x (18 ... 14)		--		2 x (24 ... 16)		--		--		--	
Tightening torque for screw terminals	Nm	0.8 ... 0.9		--		--		--		--		--	

Type	3SU1401-.....-1		3SU1401-.....-3		3SU1401-.....-5	
Product version	LED module					
Light source integrated in product	Yes					
Type of light source	LED					
Rated insulation voltage	V	320				
Pollution degree	3					
Impulse withstand voltage rated value	kV	4				
Relative positive tolerance of the operational voltage	%	20				
Relative negative tolerance of the operational voltage	%	20				
Operating time typical	h	100 000				
Vibration resistance acc. to IEC 60068-2-6	10 ... 500 Hz: 5 g					
Shock resistance acc. to IEC 60068-2-27	Half-sine wave 50 g/11 ms					
Environmental category during operation According to IEC 60721	3M6, 3S2, 3B2, 3K6 (with a relative air humidity of 10 ... 95%, no condensation permitted in operation)					
Ambient temperature						
• During operation	°C	-25 ... +70				
• During storage	°C	-40 ... +80				
Degree of protection of the terminal	IP20					
Type of electrical connection	Screw terminals 		Spring-type terminals 		Socket terminals (THT) 	

SIRIUS ACT Pushbuttons and Indicator Lights

General data




Type		3SU1400-1LK10-1AA1	3SU1400-1LK10-3AA1	3SU1400-1LL10-1BA1	3SU1400-1LL10-3BA1
Product designation		Interface module		Fail-safe interface module	
Operational voltage type		DC			
Supply voltage at DC rated value	V	24			
Current consumed, maximum	mA	150			
Product function at the interface 1 PROFINET IO-Device		Yes			
Type of interface Fast Ethernet interface		Yes			
Type of interface 1 RJ45 (Ethernet) interface		Yes			
Number of ports at the interface 1		1			
Number of modules per rack, maximum		20			
Number of digital outputs		0		1	
Number of digital inputs		0		4	
Software version required for STEP 7 in the TIA Portal		Integrated in the TIA Portal, version 14 SP1 or higher (HSP for V13 and V14)			
SIL response limit (subsystem) according to IEC 62061		--		SIL CL 3	
Performance level (PL) according to EN ISO 13849-1		--		e	
Ambient temperature					
• During operation	°C	60 ... -25			
• During storage	°C	80 ... -40			
Degree of protection		IP20			
Connectable conductor cross-section					
• Solid					
- With end sleeves	mm ²	0.2 ... 2.5			
• Finely stranded					
- With end sleeves	mm ²	0.25 ... 2.5			
- Without end sleeves	mm ²	0.2 ... 2.5			

SIRIUS ACT Pushbuttons and Indicator Lights

Actuators and Indicators, 22 mm, Round, Plastic, Black Complete Units

Pushbuttons

Selection and ordering data

Supply voltage for light source at	Color	Number of			SD	Screw terminals	PU (UNIT, SET, M)	PS*	PG			
		AC	DC	Contact modules						NO contacts	NC contacts	
V	V				d	Article No.	Price per PU					
Pushbuttons												
Pushbuttons with flat button, momentary contact												
	Black	--	--	1	1	0	▶	3SU1100-0AB10-1BA0	1	1 unit	41J	
		0	0	1	▶	3SU1100-0AB10-1CA0	1	1 unit	41J			
		1	1	1	▶	3SU1100-0AB10-1FA0	1	1 unit	41J			
	Red	1	1	0	▶	3SU1100-0AB20-1BA0	1	1 unit	41J			
		0	0	1	▶	3SU1100-0AB20-1CA0	1	1 unit	41J			
		1	1	1	▶	3SU1100-0AB20-1FA0	1	1 unit	41J			
	Yellow	1	1	0	3	▶	3SU1100-0AB30-1BA0	1	1 unit	41J		
		1	1	1	3	▶	3SU1100-0AB30-1FA0	1	1 unit	41J		
	Green	1	1	0	▶	3SU1100-0AB40-1BA0	1	1 unit	41J			
		1	1	1	▶	3SU1100-0AB40-1FA0	1	1 unit	41J			
	Blue	1	1	0	▶	3SU1100-0AB50-1BA0	1	1 unit	41J			
		1	1	1	3	▶	3SU1100-0AB50-1FA0	1	1 unit	41J		
White	1	1	0	▶	3SU1100-0AB60-1BA0	1	1 unit	41J				
	1	1	1	3	▶	3SU1100-0AB60-1FA0	1	1 unit	41J			
Clear	1	1	0	5	▶	3SU1100-0AB70-1BA0	1	1 unit	41J			
	1	1	1	5	▶	3SU1100-0AB70-1FA0	1	1 unit	41J			
Gray	1	1	1	5	▶	3SU1100-0AB80-1FA0	1	1 unit	41J			
Pushbuttons with raised button, momentary contact												
	Black	--	--	1	0	1	5	▶	3SU1100-0BB10-1CA0	1	1 unit	41J
		1	1	1	5	▶	3SU1100-0BB10-1FA0	1	1 unit	41J		
	Red	1	0	1	5	▶	3SU1100-0BB20-1CA0	1	1 unit	41J		
		1	1	1	5	▶	3SU1100-0BB20-1FA0	1	1 unit	41J		
Blue	1	1	0	5	▶	3SU1100-0BB50-1BA0	1	1 unit	41J			
Illuminated pushbuttons with flat button, momentary contact with integrated LED												
	Red	24	24	1	1	0	5	▶	3SU1102-0AB20-1BA0	1	1 unit	41J
		0	1	▶	3SU1102-0AB20-1CA0	1	1 unit	41J				
		1	1	▶	3SU1102-0AB20-1FA0	1	1 unit	41J				
	Yellow	1	1	0	▶	3SU1102-0AB30-1BA0	1	1 unit	41J			
		1	1	1	3	▶	3SU1102-0AB30-1FA0	1	1 unit	41J		
	Green	1	1	0	▶	3SU1102-0AB40-1BA0	1	1 unit	41J			
		1	1	1	▶	3SU1102-0AB40-1FA0	1	1 unit	41J			
	Blue	1	1	0	▶	3SU1102-0AB50-1BA0	1	1 unit	41J			
		1	1	1	3	▶	3SU1102-0AB50-1FA0	1	1 unit	41J		
	White	1	1	0	▶	3SU1102-0AB60-1BA0	1	1 unit	41J			
1		1	1	▶	3SU1102-0AB60-1FA0	1	1 unit	41J				
Clear	1	1	0	▶	3SU1102-0AB70-1BA0	1	1 unit	41J				
1	1	1	3	▶	3SU1102-0AB70-1FA0	1	1 unit	41J				
	Red	110	--	1	0	1	5	▶	3SU1103-0AB20-1CA0	1	1 unit	41J
		1	1	1	3	▶	3SU1103-0AB20-1FA0	1	1 unit	41J		
	Yellow	1	1	0	5	▶	3SU1103-0AB30-1BA0	1	1 unit	41J		
		1	1	1	5	▶	3SU1103-0AB30-1FA0	1	1 unit	41J		
	Green	1	1	0	3	▶	3SU1103-0AB40-1BA0	1	1 unit	41J		
		1	1	1	3	▶	3SU1103-0AB40-1FA0	1	1 unit	41J		
	Blue	1	1	0	5	▶	3SU1103-0AB50-1BA0	1	1 unit	41J		
		1	1	1	5	▶	3SU1103-0AB50-1FA0	1	1 unit	41J		
	White	1	1	0	5	▶	3SU1103-0AB60-1BA0	1	1 unit	41J		
		1	1	1	5	▶	3SU1103-0AB60-1FA0	1	1 unit	41J		
Clear	1	1	0	5	▶	3SU1103-0AB70-1BA0	1	1 unit	41J			
	1	1	1	5	▶	3SU1103-0AB70-1FA0	1	1 unit	41J			

SIRIUS ACT Pushbuttons and Indicator Lights

Actuators and Indicators, 22 mm, Round, Plastic, Black Complete Units

Pushbuttons

Supply voltage for light source		Color	Number of			SD	Screw terminals	PU (UNIT, SET, M)	PS*	PG
			At AC	At DC	Contact modules					
V	V					d	Article No.	Price per PU		

Pushbuttons

Illuminated pushbuttons with flat button, momentary contact With integrated LED



3SU1106-0AB40-1BA0

230	--	Red	1	0	1	5	3SU1106-0AB20-1CA0	1	1 unit	41J
				1	1	3	3SU1106-0AB20-1FA0	1	1 unit	41J
		Yellow	1	1	0	5	3SU1106-0AB30-1BA0	1	1 unit	41J
				1	1	5	3SU1106-0AB30-1FA0	1	1 unit	41J
		Green	1	1	0	3	3SU1106-0AB40-1BA0	1	1 unit	41J
				1	1	3	3SU1106-0AB40-1FA0	1	1 unit	41J
		Blue	1	1	0	5	3SU1106-0AB50-1BA0	1	1 unit	41J
				1	1	5	3SU1106-0AB50-1FA0	1	1 unit	41J
		White	1	1	0	5	3SU1106-0AB60-1BA0	1	1 unit	41J
				1	1	5	3SU1106-0AB60-1FA0	1	1 unit	41J
		Clear	1	1	0	5	3SU1106-0AB70-1BA0	1	1 unit	41J
				1	1	5	3SU1106-0AB70-1FA0	1	1 unit	41J

Spring-type terminals

Pushbuttons with flat button, momentary contact



3SU1100-0AB30-3BA0

--	--	Black	1	1	0	3	3SU1100-0AB10-3BA0	1	1 unit	41J
				0	1	5	3SU1100-0AB10-3CA0	1	1 unit	41J
				1	1	5	3SU1100-0AB10-3FA0	1	1 unit	41J
		Red	1	0	1	5	3SU1100-0AB20-3CA0	1	1 unit	41J
				1	1	5	3SU1100-0AB20-3FA0	1	1 unit	41J
		Yellow	1	1	0	5	3SU1100-0AB30-3BA0	1	1 unit	41J
				1	1	5	3SU1100-0AB30-3FA0	1	1 unit	41J
		Green	1	1	0	5	3SU1100-0AB40-3BA0	1	1 unit	41J
				1	1	5	3SU1100-0AB40-3FA0	1	1 unit	41J
		Blue	1	1	0	5	3SU1100-0AB50-3BA0	1	1 unit	41J
				1	1	5	3SU1100-0AB50-3FA0	1	1 unit	41J
		White	1	1	0	5	3SU1100-0AB60-3BA0	1	1 unit	41J
				1	1	5	3SU1100-0AB60-3FA0	1	1 unit	41J

Illuminated pushbuttons with flat button, momentary contact with integrated LED



3SU1102-0AB20-3BA0

24	24	Red	1	0	1	5	3SU1102-0AB20-3CA0	1	1 unit	41J
				1	1	5	3SU1102-0AB20-3FA0	1	1 unit	41J
		Yellow	1	1	0	5	3SU1102-0AB30-3BA0	1	1 unit	41J
				1	1	5	3SU1102-0AB30-3FA0	1	1 unit	41J
		Green	1	1	0	3	3SU1102-0AB40-3BA0	1	1 unit	41J
				1	1	5	3SU1102-0AB40-3FA0	1	1 unit	41J
		Blue	1	1	0	5	3SU1102-0AB50-3BA0	1	1 unit	41J
				1	1	5	3SU1102-0AB50-3FA0	1	1 unit	41J
		White	1	1	0	3	3SU1102-0AB60-3BA0	1	1 unit	41J
				1	1	5	3SU1102-0AB60-3FA0	1	1 unit	41J
		Clear	1	1	0	5	3SU1102-0AB70-3BA0	1	1 unit	41J
				1	1	5	3SU1102-0AB70-3FA0	1	1 unit	41J
110	--	Red	1	0	1	5	3SU1103-0AB20-3CA0	1	1 unit	41J
				1	1	5	3SU1103-0AB20-3FA0	1	1 unit	41J
		Yellow	1	1	1	5	3SU1103-0AB30-3FA0	1	1 unit	41J
		Green	1	1	0	5	3SU1103-0AB40-3BA0	1	1 unit	41J
				1	1	5	3SU1103-0AB40-3FA0	1	1 unit	41J
		Blue	1	1	1	5	3SU1103-0AB50-3FA0	1	1 unit	41J
		White	1	1	0	5	3SU1103-0AB60-3BA0	1	1 unit	41J
				1	1	5	3SU1103-0AB60-3FA0	1	1 unit	41J
		Clear	1	1	0	5	3SU1103-0AB70-3BA0	1	1 unit	41J
				1	1	5	3SU1103-0AB70-3FA0	1	1 unit	41J
230	--	Red	1	0	1	5	3SU1106-0AB20-3CA0	1	1 unit	41J
				1	1	5	3SU1106-0AB20-3FA0	1	1 unit	41J
		Yellow	1	1	1	5	3SU1106-0AB30-3FA0	1	1 unit	41J
		Green	1	1	0	5	3SU1106-0AB40-3BA0	1	1 unit	41J
				1	1	5	3SU1106-0AB40-3FA0	1	1 unit	41J
		Blue	1	1	1	5	3SU1106-0AB50-3FA0	1	1 unit	41J
		White	1	1	0	5	3SU1106-0AB60-3BA0	1	1 unit	41J
				1	1	5	3SU1106-0AB60-3FA0	1	1 unit	41J
		Clear	1	1	0	5	3SU1106-0AB70-3BA0	1	1 unit	41J
				1	1	5	3SU1106-0AB70-3FA0	1	1 unit	41J

* You can order this quantity or a multiple thereof.
Illustrations are approximate

SIRIUS ACT Pushbuttons and Indicator Lights

Actuators and Indicators, 22 mm, Round, Plastic, Black

Complete Units

Mushroom pushbuttons/EMERGENCY STOP mushroom pushbuttons

Selection and ordering data

Unlatching method	Number of Contact modules		SD	Screw terminals	PU (UNIT, SET, M)	PS*	PG
	NO contacts	NC contacts					
			d	Article No.	Price per PU		

Mushroom pushbuttons

With red mushroom, diameter 40 mm, latching



3SU1100-1BA20-3CA0

Pull to unlatch	1	0	1	3	3SU1100-1BA20-1CA0	1	1 unit	41J
		1	1	3	3SU1100-1BA20-1FA0	1	1 unit	41J
					Spring-type terminals			
Pull to unlatch	1	0	1	5	3SU1100-1BA20-3CA0	1	1 unit	41J
		1	1	5	3SU1100-1BA20-3FA0	1	1 unit	41J

Selection and ordering data

Unlatching method	Number of Contact modules		Marking	SD	Screw terminals	PU (UNIT, SET, M)	PS*	PG
	NO contacts	NC contacts						
				d	Article No.	Price per PU		

EMERGENCY STOP mushroom pushbuttons, tamper-proof, in accordance with ISO 13850 and IEC 60947-5-5

With red mushroom, diameter 40 mm, with positive latching



3SU1100-1HA20-1CH0

Pull to unlatch	1	0	1	NOT-HALT	⊖ 5	3SU1100-1HA20-1CH0	1	1 unit	41J
		1	1	EMERGENCY STOP	⊖ 5	3SU1100-1HA20-1FG0	1	1 unit	41J
		1	1	NOT-HALT	⊖ 5	3SU1100-1HA20-1FH0	1	1 unit	41J



3SU1100-1HB20-1CH0

Rotate to unlatch	1	0	1	None	⊖ 5	3SU1100-1HB20-1CF0	1	1 unit	41J
		0	1	EMERGENCY STOP	⊖ 5	3SU1100-1HB20-1CG0	1	1 unit	41J
		0	1	NOT-HALT	⊖ ▶	3SU1100-1HB20-1CH0	1	1 unit	41J
		0	2	EMERGENCY STOP	⊖ 5	3SU1100-1HB20-1PG0	1	1 unit	41J
		0	1	ARRET D'URGENCE	⊖ 5	3SU1100-1HB20-1CJ0	1	1 unit	41J
		1	1	EMERGENCY STOP	⊖ 5	3SU1100-1HB20-1FG0	1	1 unit	41J
		1	1	NOT-HALT	⊖ ▶	3SU1100-1HB20-1FH0	1	1 unit	41J
		1	1	ARRET D'URGENCE	⊖ 5	3SU1100-1HB20-1FJ0	1	1 unit	41J



3SU1100-1HB20-3CH0

Rotate to unlatch	1	0	1	NOT-HALT	⊖ 5	3SU1100-1HB20-3CH0	1	1 unit	41J
		1	1	NOT-HALT	⊖ 5	3SU1100-1HB20-3FH0	1	1 unit	41J

⊖ Positive opening according to IEC 60947-5-1, Annex K.
Can be used with 3SK11 safety relays or the 3RK3 Modular Safety System;
see page 11/1 onwards.
Certificate:




SIRIUS ACT Pushbuttons and Indicator Lights

Actuators and Indicators, 22 mm, Round, Plastic, Black Complete Units

Selector switches

Selection and ordering data


Operating principle	Color	Number of			SD	Screw terminals 	PU (UNIT, SET, M)	PS*	PG
		Supply voltage for light source	Contact modules	NO contacts					
						Article No.	Price per PU		

Selector switches





3SU1100-2BF60-1BA0

Short black actuator, 2 switch positions, can be illuminated



Latching, 90° 	White	1	1	0	▶	3SU1100-2BF60-1BA0	1	1 unit	41J
	White 110 V	2	1	1	▶	3SU1100-2BF60-1MA0	1	1 unit	41J
	White 110 V	1	1	0	5	3SU1103-2BF60-1BA0	1	1 unit	41J

Short black actuator, 3 switch positions, can be illuminated


Momentary contact, 2x45°, reset from left + right 	White	2	2	2	3	3SU1100-2BM60-1LA0	1	1 unit	41J
			2	2	0	▶	3SU1100-2BM60-1NA0	1	1 unit


Latching, 2x45° 	White	2	2	2	▶	3SU1100-2BL60-1LA0	1	1 unit	41J
			2	2	0	▶	3SU1100-2BL60-1NA0	1	1 unit

Short black actuator, 2 switch positions, can be illuminated

						Spring-type terminals 			
Latching, 90° 	White	1	1	0	5	3SU1100-2BF60-3BA0	1	1 unit	41J
		2	1	1	5	3SU1100-2BF60-3MA0	1	1 unit	41J

Short black actuator, 3 switch positions, can be illuminated

Momentary contact, 2x45°, reset from left + right 	White	2	2	2	5	3SU1100-2BM60-3LA0	1	1 unit	41J
			2	2	0	5	3SU1100-2BM60-3NA0	1	1 unit

Latching, 2x45° 	White	2	2	2	5	3SU1100-2BL60-3LA0	1	1 unit	41J
			2	2	0	5	3SU1100-2BL60-3NA0	1	1 unit



3SU1100-2BL60-1NA0

SIRIUS ACT Pushbuttons and Indicator Lights

Actuators and Indicators, 22 mm, Round, Plastic, Black

Complete Units

Key-operated switches

Selection and ordering data

Operating principle	Switch position for key removal	Number of			Number of keys	SD	Screw terminals	PU (UNIT, SET, M)	PS*	PG
		Contact modules	NO contacts	NC contacts						
							Article No.	Price per PU		

Key-operated switches

With RONIS lock, SB30, 2 switch positions



Latching, 90°
(10:30/1:30
o'clock)



O+I 1 1 0 2
1 1 1 2

▶ 3SU1100-4BF11-1BA0
▶ 3SU1100-4BF11-1FA0

1 1 unit 41J
1 1 unit 41J

With RONIS lock, SB30, 3 switch positions

Latching, 2x45°
(10:30/1:30
o'clock)



I+O+II 2 2 0 2 5

3SU1100-4BL11-1NA0

1 1 unit 41J

With RONIS lock, SB30, 2 switch positions



Latching, 90°
(10:30/1:30
o'clock)



O+I 1 1 0 2 5
1 1 1 2 5

Spring-type terminals



3SU1100-4BF11-3BA0
3SU1100-4BF11-3FA0

1 1 unit 41J
1 1 unit 41J

With CES lock, SSG10, 2 switch positions

Latching, 90°
(10:30/1:30
o'clock)



O+I 1 1 1 2 5

3SU1100-5BF11-3FA0

1 1 unit 41J

3SU1100-4BL11-1NA0

SIRIUS ACT Pushbuttons and Indicator Lights

Actuators and Indicators, 22 mm, Round, Plastic, Black Complete Units

Coordinate switches

Selection and ordering data

Number of NO contacts (1 per direction)	Operating principle	Direction of actuation	SD	Screw terminals	⊕	PU (UNIT, SET, M)	PS*	PG

Coordinate switches

Without mechanical interlock, 2 switch positions



3SU1100-7AC10-1NA0

2	Momentary contact	Horizontal	5	3SU1100-7AC10-1NA0	1	1 unit	41J
		Vertical	5	3SU1100-7AD10-1NA0	1	1 unit	41J
NEW	Latching	Horizontal	5	3SU1100-7AA10-1NA0	1	1 unit	41J
		Vertical	5	3SU1100-7AB10-1NA0	1	1 unit	41J

Without mechanical interlock, 4 switch positions



3SU1100-7AF10-1QA0

4	Momentary contact	Horizontal/Vertical	3	3SU1100-7AF10-1QA0	1	1 unit	41J
		Latching	Horizontal/Vertical	5	3SU1100-7AE10-1QA0	1	1 unit

With mechanical interlock, 2 switch positions



3SU1100-7BA10-1NA0

2	Momentary contact	Horizontal	5	3SU1100-7BC10-1NA0	1	1 unit	41J
		Vertical	5	3SU1100-7BD10-1NA0	1	1 unit	41J
NEW	Latching	Horizontal	5	3SU1100-7BA10-1NA0	1	1 unit	41J
		Vertical	5	3SU1100-7BB10-1NA0	1	1 unit	41J

With mechanical interlock, 4 switch positions



3SU1100-7BF10-1QA0






4	Momentary contact	Horizontal/Vertical	5	3SU1100-7BF10-1QA0	1	1 unit	41J
		Latching	Horizontal/Vertical	5	3SU1100-7BE10-1QA0	1	1 unit

SIRIUS ACT Pushbuttons and Indicator Lights

Actuators and Indicators, 22 mm, Round, Plastic, Black, Complete Units

Indicator lights

Selection and ordering data


Operational voltage at AC, rated value	Operational voltage at DC, rated value	Color		SD	Screw terminals	PU (UNIT, SET, M)	PS*	PG			
		of actuating element	of light source								
V	V			d	Article No.	Price per PU					
Indicator lights											
With smooth lens and integrated LED											
	24	24	Red	Red	▶	3SU1102-6AA20-1AA0	1	1 unit	41J		
			Yellow	Yellow	▶	3SU1102-6AA30-1AA0	1	1 unit	41J		
			Green	Green	▶	3SU1102-6AA40-1AA0	1	1 unit	41J		
			Blue	Blue	▶	3SU1102-6AA50-1AA0	1	1 unit	41J		
			White	White	▶	3SU1102-6AA60-1AA0	1	1 unit	41J		
			Clear	White	▶	3SU1102-6AA70-1AA0	1	1 unit	41J		
3SU1102-6AA30-1AA0											
	110	--	Amber	Amber	5	3SU1103-6AA00-1AA0	1	1 unit	41J		
			Red	Red	▶	3SU1103-6AA20-1AA0	1	1 unit	41J		
			Yellow	Yellow	▶	3SU1103-6AA30-1AA0	1	1 unit	41J		
			Green	Green	▶	3SU1103-6AA40-1AA0	1	1 unit	41J		
			Blue	Blue	3	3SU1103-6AA50-1AA0	1	1 unit	41J		
			White	White	▶	3SU1103-6AA60-1AA0	1	1 unit	41J		
Clear	White	3	3SU1103-6AA70-1AA0	1	1 unit	41J					
3SU1106-6AA50-1AA0											
	230	--	Amber	Amber	5	3SU1106-6AA00-1AA0	1	1 unit	41J		
			Red	Red	▶	3SU1106-6AA20-1AA0	1	1 unit	41J		
			Yellow	Yellow	▶	3SU1106-6AA30-1AA0	1	1 unit	41J		
			Green	Green	▶	3SU1106-6AA40-1AA0	1	1 unit	41J		
			Blue	Blue	3	3SU1106-6AA50-1AA0	1	1 unit	41J		
			White	White	▶	3SU1106-6AA60-1AA0	1	1 unit	41J		
			Clear	White	3	3SU1106-6AA70-1AA0	1	1 unit	41J		
			Spring-type terminals								
				24	24	Red	Red	3	3SU1102-6AA20-3AA0	1	1 unit
Yellow	Yellow	5				3SU1102-6AA30-3AA0	1	1 unit	41J		
Green	Green	3				3SU1102-6AA40-3AA0	1	1 unit	41J		
Blue	Blue	5				3SU1102-6AA50-3AA0	1	1 unit	41J		
White	White	3				3SU1102-6AA60-3AA0	1	1 unit	41J		
Clear	White	5				3SU1102-6AA70-3AA0	1	1 unit	41J		
3SU1102-6AA40-3AA0											
	110	--	Red	Red	5	3SU1103-6AA20-3AA0	1	1 unit	41J		
			Yellow	Yellow	5	3SU1103-6AA30-3AA0	1	1 unit	41J		
			Green	Green	5	3SU1103-6AA40-3AA0	1	1 unit	41J		
			Blue	Blue	5	3SU1103-6AA50-3AA0	1	1 unit	41J		
			White	White	5	3SU1103-6AA60-3AA0	1	1 unit	41J		
			Clear	White	5	3SU1103-6AA70-3AA0	1	1 unit	41J		
3SU1106-6AA60-3AA0											
	230	--	Red	Red	5	3SU1106-6AA20-3AA0	1	1 unit	41J		
			Yellow	Yellow	5	3SU1106-6AA30-3AA0	1	1 unit	41J		
			Green	Green	5	3SU1106-6AA40-3AA0	1	1 unit	41J		
			Blue	Blue	5	3SU1106-6AA50-3AA0	1	1 unit	41J		
			White	White	5	3SU1106-6AA60-3AA0	1	1 unit	41J		
			Clear	White	5	3SU1106-6AA70-3AA0	1	1 unit	41J		
3SU1106-6AA60-3AA0											

SIRIUS ACT Pushbuttons and Indicator Lights

Actuators and Indicators, 22 mm, Round, Plastic, Black Compact Units

Indicator lights with "traffic light" LED/acoustic signaling devices/sensor switches


Selection and ordering data

Operational voltage at AC, rated value	Operational voltage at DC, rated value	Color of actuating element	Color of light source	SD	Screw terminals 	PU (UNIT, SET, M)	PS*	PG	
									Article No.
V	V			d					
Indicator lights with "traffic light" LED NEW									
6 ... 24	6 ... 24	Clear	Red/Yellow/ Green	▶	3SU1201-6AG24-1AA0	1	1 unit	41J	
110	--	Clear	Red/Yellow/ Green	▶	3SU1201-6AC24-1AA0	1	1 unit	41J	
230	--	Clear	Red/Yellow/ Green	▶	3SU1201-6AF24-1AA0	1	1 unit	41J	



3SU1201-6AG24-1AA0


Selection and ordering data

Operational voltage at AC, rated value	Operational voltage at DC, rated value	Volume level	SD	Screw terminals 	PU (UNIT, SET, M)	PS*	PG	
								Article No.
V	V	dB	d					
Acoustic signaling devices NEW								
24	24	90	5	▶	3SU1200-6KB10-1AA0	1	1 unit	41J
110	110	90	5	▶	3SU1200-6KC10-1AA0	1	1 unit	41J
230	230	90	5	▶	3SU1200-6KF10-1AA0	1	1 unit	41J



3SU1200-6KB10-1AA0

Selection and ordering data

Operating principle	Number of NO contacts	Number of NC contacts	Color	SD	M12 connector, 4-pole	PU (UNIT, SET, M)	PS*	PG
				d				
Sensor switches								
	Whether integrated in the two-hand operation console or installed as a door opening contact, the capacitive sensor switch is suitable for many different applications in industrial environments.							
	The switch is actuated by simple contact with the hand or other part of the body (i.e. without the application of pressure). As a result, these switches are rugged, extremely durable and have the highest possible degree of protection IP66, IP67, IP69 (IP69K).							
Without pressure	1	0	Black	▶	3SU1200-1SK10-2SA0	1	1 unit	41J

3SU1200-1SK10-2SA0

Optional accessories:


- "Protection for sensor switches", [see page 13/130](#).
- "Connectors for sensor switches, angled socket with screw terminal connection", [see page 13/138](#).

SIRIUS ACT Pushbuttons and Indicator Lights

Actuators and Indicators, 22 mm, Round, Plastic, Black, Compact Units

Potentiometers/pushbuttons with extended stroke




Selection and ordering data

Version of actuating element	Operating principle	Adjustable resistance	SD	Screw terminals		PU (UNIT, SET, M)	PS*	PG
				Article No.	Price per PU			
Potentiometers								
 3SU1200-2PQ10-1AA0	Rotary knob	Stepless	1	▶	3SU1200-2PQ10-1AA0	1	1 unit	41J
				▶	3SU1200-2PW10-1AA0	1	1 unit	41J
				▶	3SU1200-2PR10-1AA0	1	1 unit	41J
				▶	3SU1200-2PS10-1AA0	1	1 unit	41J
				▶	3SU1200-2PT10-1AA0	1	1 unit	41J
				▶	3SU1200-2PU10-1AA0	1	1 unit	41J
				▶	3SU1200-2PV10-1AA0	1	1 unit	41J
		kΩ	d					

3SU1200-2PQ10-1AA0

Labeling plates for potentiometers, see 13/126.

Selection and ordering data

Version	Color	SD	Article No.	Price per PU	PU (UNIT, SET, M)	PS*	PG	
Pushbuttons with extended stroke								
For actuating relays, can only be combined with extension plunger, no contact module or LED module required								
 3SU1200-0EB20-0AA0	Pushbuttons with flat button	Red	5	▶	3SU1200-0EB20-0AA0	1	1 unit	41J
		Green	5			3SU1200-0EB40-0AA0	1	1 unit
 3SU1200-0FB10-0AA0	Pushbuttons with raised button	Black	▶	5	3SU1200-0FB10-0AA0	1	1 unit	41J
		Red	▶	5		3SU1200-0FB20-0AA0	1	1 unit
 3SU1201-0EB70-0AA0	Pushbuttons with flat transparent button for insertion of insert labels	Red	▶	5	3SU1201-0EB20-0AA0	1	1 unit	41J
		Clear	▶			5	3SU1201-0EB70-0AA0	1
Accessories								
 3SU1900-0KG10-0AA0	Extension plungers	Plastic	Gray	▶	3SU1900-0KG10-0AA0	1	1 unit	41J
		For compensation of the distance between the pushbutton and the unlatching button of an overload relay						

3SU1900-0KG10-0AA0

SIRIUS ACT Pushbuttons and Indicator Lights

Actuators and Indicators, 22 mm, Round, Plastic, Black

Actuating and Signaling Elements

Pushbuttons

Selection and ordering data






Version of actuating element Front ring version	Operating principle Unlatching method	Color, marking	SD	Article No.	Price per PU	PU (UNIT, SET, M)	PS*	PG
Pushbuttons								
 3SU1000-0AB20-0AD0	Standard	Momentary contact	Black	▶ 3SU1000-0AB10-0AA0		1	1 unit	41J
				▶ 3SU1000-0AB10-0AD0				
				▶ 3SU1000-0AB20-0AA0				
				▶ 3SU1000-0AB20-0AD0				
				▶ 3SU1000-0AB30-0AA0				
				▶ 3SU1000-0AB40-0AA0				
				▶ 3SU1000-0AB40-0AC0				
				▶ 3SU1000-0AB50-0AA0				
				5 3SU1000-0AB50-0AR0				
				▶ 3SU1000-0AB60-0AA0				
				▶ 3SU1000-0AB60-0AC0				
				▶ 3SU1000-0AB70-0AA0				
				▶ 3SU1000-0AB80-0AA0				
				 3SU1000-0AA30-0AA0				
▶ 3SU1000-0AA20-0AA0								
3 3SU1000-0AA30-0AA0								
▶ 3SU1000-0AA40-0AA0								
▶ 3SU1000-0AA50-0AA0								
▶ 3SU1000-0AA60-0AA0								
 3SU1000-0BB30-0AA0	Standard	Momentary contact	Black	▶ 3SU1000-0BB10-0AA0		1	1 unit	41J
				▶ 3SU1000-0BB20-0AA0				
				5 3SU1000-0BB30-0AA0				
				▶ 3SU1000-0BB40-0AA0				
				▶ 3SU1000-0BB50-0AA0				
				▶ 3SU1000-0BB60-0AA0				
 3SU1000-0CB40-0AA0	Raised	Momentary contact	Black	3 3SU1000-0CB10-0AA0		1	1 unit	41J
				5 3SU1000-0CB20-0AA0				
				5 3SU1000-0CB30-0AA0				
				5 3SU1000-0CB40-0AA0				
				5 3SU1000-0CB50-0AA0				
				5 3SU1000-0CB60-0AA0				
 3SU1000-0DB50-0AA0	Raised, castellated	Momentary contact	Black	3 3SU1000-0DB10-0AA0		1	1 unit	41J
				5 3SU1000-0DB20-0AA0				
				5 3SU1000-0DB30-0AA0				
				5 3SU1000-0DB40-0AA0				
				5 3SU1000-0DB50-0AA0				
				5 3SU1000-0DB60-0AA0				

SIRIUS ACT Pushbuttons and Indicator Lights

Actuators and Indicators, 22 mm, Round, Plastic, Black

Actuating and Signaling Elements

Pushbuttons

Version of actuating element Front ring version	Operating principle Unlatching method	Color	SD	Article No.	Price per PU	PU (UNIT, SET, M)	PS*	PG	
Pushbuttons									
 3SU1001-0AB40-0AA0	Illuminated pushbuttons with flat button Standard	Momentary contact	Amber	5	3SU1001-0AB00-0AA0		1	1 unit	41J
			Red	▶	3SU1001-0AB20-0AA0		1	1 unit	41J
			Yellow	▶	3SU1001-0AB30-0AA0		1	1 unit	41J
			Green	▶	3SU1001-0AB40-0AA0		1	1 unit	41J
			Blue	▶	3SU1001-0AB50-0AA0		1	1 unit	41J
			White	▶	3SU1001-0AB60-0AA0		1	1 unit	41J
			Clear	▶	3SU1001-0AB70-0AA0		1	1 unit	41J
 3SU1001-0AA20-0AA0	Latching Push to unlatch	Red	▶	3SU1001-0AA20-0AA0		1	1 unit	41J	
		Yellow	▶	3SU1001-0AA30-0AA0		1	1 unit	41J	
		Green	▶	3SU1001-0AA40-0AA0		1	1 unit	41J	
		Blue	▶	3SU1001-0AA50-0AA0		1	1 unit	41J	
		White	▶	3SU1001-0AA60-0AA0		1	1 unit	41J	
		Clear	▶	3SU1001-0AA70-0AA0		1	1 unit	41J	
 3SU1001-0BB70-0AA0	Illuminated pushbuttons with raised button Standard	Momentary contact	Red	▶	3SU1001-0BB20-0AA0		1	1 unit	41J
			Yellow	▶	3SU1001-0BB30-0AA0		1	1 unit	41J
			Green	▶	3SU1001-0BB40-0AA0		1	1 unit	41J
			Blue	▶	3SU1001-0BB50-0AA0		1	1 unit	41J
			Clear	▶	3SU1001-0BB70-0AA0		1	1 unit	41J
 3SU1001-0DB50-0AA0	Illuminated pushbuttons with flat button Raised, castellated	Momentary contact	Blue	5	3SU1001-0DB50-0AA0		1	1 unit	41J
 3SU1000-0HC10-0AA0	Stop pushbuttons Standard	Momentary contact, latching by pressing in and turning to the right, rotate-to-unlatch to the left	Black	3	3SU1000-0HC10-0AA0		1	1 unit	41J
			Red	3	3SU1000-0HC20-0AA0		1	1 unit	41J





SIRIUS ACT Pushbuttons and Indicator Lights

Actuators and Indicators, 22 mm, Round, Plastic, Black

Actuating and Signaling Elements

Twin pushbuttons

Selection and ordering data

Version of actuating element	Operating principle	Color	Marking Symbol No.	SD	Article No.	Price per PU	PU (UNIT, SET, M)	PS*	PG		
Twin pushbuttons											
	Twin pushbuttons flat, flat	Momentary contact	Green/Red	--	3	3SU1000-3AB42-0AA0		1	1 unit	41J	
				"I"/"O"		▶	3SU1000-3AB42-0AK0		1	1 unit	41J
			White/Black	--	▶	3SU1000-3AB61-0AA0		1	1 unit	41J	
				"I"/"O"	▶	3SU1000-3AB61-0AK0		1	1 unit	41J	
			White/White	--	3	3SU1000-3AB66-0AA0		1	1 unit	41J	
				"-"/"+"	5	3SU1000-3AB66-0AL0		1	1 unit	41J	
				Arrows, hor.	5	3SU1000-3AB66-0AM0		1	1 unit	41J	
				Arrows, vert.	5	3SU1000-3AB66-0AN0		1	1 unit	41J	
			Black/Black	--	3	3SU1000-3AB11-0AA0		1	1 unit	41J	
				"O"	3	3SU1000-3AB11-0AQ0		1	1 unit	41J	
					5264/5265 (IEC 60417)						
	Twin pushbuttons flat, raised	Momentary contact	Green/Red	--	3	3SU1000-3BB42-0AA0		1	1 unit	41J	
				"I"/"O"		▶	3SU1000-3BB42-0AK0		1	1 unit	41J
			White/Black	--	▶	3SU1000-3BB61-0AA0		1	1 unit	41J	
				"I"/"O"	5	3SU1000-3BB61-0AK0		1	1 unit	41J	
	Twin pushbuttons flat, flat, illuminated	Momentary contact	Green/Red	--	▶	3SU1001-3AB42-0AA0		1	1 unit	41J	
				"I"/"O"		▶	3SU1001-3AB42-0AK0		1	1 unit	41J
				Arrows, vert.	3	3SU1001-3AB42-0AN0		1	1 unit	41J	
			White/Black	--	▶	3SU1001-3AB61-0AA0		1	1 unit	41J	
				"I"/"O"	▶	3SU1001-3AB61-0AK0		1	1 unit	41J	
			White/White	--	▶	3SU1001-3AB66-0AA0		1	1 unit	41J	
				"-"/"+"	5	3SU1001-3AB66-0AL0		1	1 unit	41J	
				Arrows, vert.	5	3SU1001-3AB66-0AN0		1	1 unit	41J	
				Symbols	5	3SU1001-3AB66-0AP0		1	1 unit	41J	
				"Circular saw blade"/ "Tilt tipper"				1	1 unit	41J	
	Twin pushbuttons flat, raised, illuminated	Momentary contact	Green/Red	--	3	3SU1001-3BB42-0AA0		1	1 unit	41J	
				"I"/"O"		▶	3SU1001-3BB42-0AK0		1	1 unit	41J
			White/Black	--	▶	3SU1001-3BB61-0AA0		1	1 unit	41J	
				"I"/"O"	3	3SU1001-3BB61-0AK0		1	1 unit	41J	







SIRIUS ACT Pushbuttons and Indicator Lights

Actuators and Indicators, 22 mm, Round, Plastic, Black

Actuating and Signaling Elements

Mushroom pushbuttons

Selection and ordering data

Version of actuating element	Operating principle Unlatching method	Color, marking	SD	Article No.	Price per PU	PU (UNIT, SET, M)	PS*	PG
Mushroom pushbuttons								
 3SU1000-1AD20-0AA0	Momentary contact	Black	▶	3SU1000-1AD10-0AA0		1	1 unit	41J
		Red	▶	3SU1000-1AD20-0AA0		1	1 unit	41J
		Yellow	▶	3SU1000-1AD30-0AA0		1	1 unit	41J
		Green	▶	3SU1000-1AD40-0AA0		1	1 unit	41J
	Latching Pull to unlatch	Black	▶	3SU1000-1AA10-0AA0		1	1 unit	41J
Red		▶	3SU1000-1AA20-0AA0		1	1 unit	41J	
Yellow		5	3SU1000-1AA30-0AA0		1	1 unit	41J	
 3SU1000-1BD40-0AA0	Momentary contact	Black	▶	3SU1000-1BD10-0AA0		1	1 unit	41J
		Red	▶	3SU1000-1BD20-0AA0		1	1 unit	41J
		Yellow	3	3SU1000-1BD30-0AA0		1	1 unit	41J
		Green	▶	3SU1000-1BD40-0AA0		1	1 unit	41J
	Latching Pull to unlatch	Black	▶	3SU1000-1BA10-0AA0		1	1 unit	41J
Red		▶	3SU1000-1BA20-0AA0		1	1 unit	41J	
Red "O"		▶	3SU1000-1BA20-0AD0		1	1 unit	41J	
Yellow		3	3SU1000-1BA30-0AA0		1	1 unit	41J	
Green		5	3SU1000-1BA40-0AA0		1	1 unit	41J	
 3SU1000-1CD10-0AA0	Momentary contact	Black	3	3SU1000-1CD10-0AA0		1	1 unit	41J
		Red	5	3SU1000-1CD20-0AA0		1	1 unit	41J
		Yellow	5	3SU1000-1CD30-0AA0		1	1 unit	41J
		Green	3	3SU1000-1CD40-0AA0		1	1 unit	41J
	Latching Pull to unlatch	Black	5	3SU1000-1CA10-0AA0		1	1 unit	41J
Red		5	3SU1000-1CA20-0AA0		1	1 unit	41J	
 3SU1001-1AD30-0AA0	Momentary contact	Red	5	3SU1001-1AD20-0AA0		1	1 unit	41J
		Yellow	3	3SU1001-1AD30-0AA0		1	1 unit	41J
		Green	3	3SU1001-1AD40-0AA0		1	1 unit	41J
		Blue	5	3SU1001-1AD50-0AA0		1	1 unit	41J
		White	3	3SU1001-1AD60-0AA0		1	1 unit	41J
		Clear	5	3SU1001-1AD70-0AA0		1	1 unit	41J
	Latching Pull to unlatch	Red	▶	3SU1001-1AA20-0AA0		1	1 unit	41J
		Yellow	3	3SU1001-1AA30-0AA0		1	1 unit	41J
		Green	5	3SU1001-1AA40-0AA0		1	1 unit	41J
		Blue	3	3SU1001-1AA50-0AA0		1	1 unit	41J
 3SU1001-1BA50-0AA0	Momentary contact	Yellow	3	3SU1001-1BD30-0AA0		1	1 unit	41J
		Green	3	3SU1001-1BD40-0AA0		1	1 unit	41J
		White	3	3SU1001-1BD60-0AA0		1	1 unit	41J
		Clear	3	3SU1001-1BD70-0AA0		1	1 unit	41J
	Latching Pull to unlatch	Red	▶	3SU1001-1BA20-0AA0		1	1 unit	41J
		Yellow	3	3SU1001-1BA30-0AA0		1	1 unit	41J
		Green	5	3SU1001-1BA40-0AA0		1	1 unit	41J
		Blue	3	3SU1001-1BA50-0AA0		1	1 unit	41J
		Clear	5	3SU1001-1BA70-0AA0		1	1 unit	41J
		 3SU1000-1HB10-0AA0	With positive latching, tamper-proof Rotate to unlatch	Black	▶	3SU1000-1HB10-0AA0		1
Blue	3			3SU1000-1HB50-0AA0		1	1 unit	41J

SIRIUS ACT Pushbuttons and Indicator Lights

Actuators and Indicators, 22 mm, Round, Plastic, Black

Actuating and Signaling Elements

EMERGENCY STOP mushroom pushbuttons

Selection and ordering data

Version of actuating element	Outer diameter of mushroom	Make of lock	Color	SD	Article No.	Price per PU	PU (UNIT, SET, M)	PS*	PG
------------------------------	----------------------------	--------------	-------	----	-------------	--------------	-------------------	-----	----

EMERGENCY STOP mushroom pushbuttons, in accordance with ISO 13850 and IEC 60947-5-5

With pull-to-unlatch mechanism

Tamper-proof,
2 positions

40

--

Red



3SU1000-1HA20-0AA0

1

1 unit

41J



3SU1000-1HA20-0AA0

With rotate-to-unlatch mechanism

Tamper-proof,
2 positions

33.8

--

Red



3SU1000-1GB20-0AA0

1

1 unit

41J



3SU1000-1GB20-0AA0

40

--

Red



3SU1000-1HB20-0AA0

1

1 unit

41J



3SU1000-1HB20-0AA0

60

--

Red



3SU1000-1JB20-0AA0

1

1 unit

41J



3SU1000-1JB20-0AA0

With rotate-to-unlatch mechanism, can be illuminated

Tamper-proof,
2 positions

33.8

--

Red



3SU1001-1GB20-0AA0

1

1 unit

41J

40

--

Red



3SU1001-1HB20-0AA0

1

1 unit

41J

60

--

Red



3SU1001-1JB20-0AA0

1

1 unit

41J



3SU1001-1HB20-0AA0

SIRIUS ACT Pushbuttons and Indicator Lights


Actuators and Indicators, 22 mm, Round, Plastic, Black

Actuating and Signaling Elements

EMERGENCY STOP mushroom pushbuttons/toggle switches

Version of actuating element	Outer diameter of mushroom mm	Make of lock	Color	Number of keys	SD	Article No.	Price per PU	PU (UNIT, SET, M)	PS*	PG
EMERGENCY STOP mushroom pushbuttons, in accordance with ISO 13850 and IEC 60947-5-5										
With key-operated release										
Tamper-proof, 2 positions	40	RONIS SB30	Red	2	▶	3SU1000-1HF20-0AA0		1	1 unit	41J
		RONIS 455	Red	2	3	3SU1000-1HG20-0AA0		1	1 unit	41J
	3SU1000-1HF20-0AA0	BKS S1	Red	2	▶	3SU1000-1HK20-0AA0		1	1 unit	41J
		BKS E7	Red	0	3	3SU1000-1HM20-0AA0		1	1 unit	41J
		BKS E9	Red	0	3	3SU1000-1HN20-0AA0		1	1 unit	41J
	3SU1000-1HK20-0AA0									
	3SU1000-1HQ20-0AA0	O.M.R. 73037	Red	2	▶	3SU1000-1HQ20-0AA0		1	1 unit	41J
	3SU1000-1HR20-0AA0	CES SSG10	Red	2	▶	3SU1000-1HR20-0AA0		1	1 unit	41J
		CES SSP9	Red	2	▶	3SU1000-1HS20-0AA0		1	1 unit	41J
		CES SMS1	Red	2	3	3SU1000-1HT20-0AA0		1	1 unit	41J

Selection and ordering data

Number of switching positions	Number of command points	Color of actuating element	Operating principle of the actuating element	SD	Article No.	Price per PU	PU (UNIT, SET, M)	PS*	PG	
Toggle switches										
	2	1	Black	Latching	3	3SU1000-3EA10-0AA0		1	1 unit	41J
				Momentary contact, reset from above	3	3SU1000-3EC10-0AA0		1	1 unit	41J
3SU1000-3EA10-0AA0										

SIRIUS ACT Pushbuttons and Indicator Lights

Actuators and Indicators, 22 mm, Round, Plastic, Black

Actuating and Signaling Elements

Selector switches

Selection and ordering data

Version of actuating element	Operating principle	Color	SD	Article No.	Price per PU	PU (UNIT, SET, M)	PS*	PG
------------------------------	---------------------	-------	----	-------------	--------------	-------------------	-----	----

Selector switches

2 switch positions, can be illuminated

Selector, short black actuator

Momentary contact, 45° (10:30/12 o'clock), reset from center to left



Black	▶	3SU1002-2BC10-0AA0	1	1 unit	41J
Red	▶	3SU1002-2BC20-0AA0	1	1 unit	41J
Yellow	▶	3SU1002-2BC30-0AA0	1	1 unit	41J
Green	▶	3SU1002-2BC40-0AA0	1	1 unit	41J
Blue	▶	3SU1002-2BC50-0AA0	1	1 unit	41J
White	▶	3SU1002-2BC60-0AA0	1	1 unit	41J



3SU1002-2BC40-0AA0

Latching, 90° (10:30/1:30 o'clock)



Black	▶	3SU1002-2BF10-0AA0	1	1 unit	41J
Red	▶	3SU1002-2BF20-0AA0	1	1 unit	41J
Yellow	▶	3SU1002-2BF30-0AA0	1	1 unit	41J
Green	▶	3SU1002-2BF40-0AA0	1	1 unit	41J
Blue	▶	3SU1002-2BF50-0AA0	1	1 unit	41J
White	▶	3SU1002-2BF60-0AA0	1	1 unit	41J



3SU1002-2BF30-0AA0

Selector, long black actuator

Latching, 90° (10:30/1:30 o'clock)



Black	3	3SU1002-2CF10-0AA0	1	1 unit	41J
Red	3	3SU1002-2CF20-0AA0	1	1 unit	41J
White	3	3SU1002-2CF60-0AA0	1	1 unit	41J



3SU1002-2CF20-0AA0

Rotary knob

Latching, 90° (10:30/1:30 o'clock)



Red	3	3SU1002-2AF20-0AA0	1	1 unit	41J
White	▶	3SU1002-2AF60-0AA0	1	1 unit	41J













3SU1002-2AF20-0AA0

SIRIUS ACT Pushbuttons and Indicator Lights

Actuators and Indicators, 22 mm, Round, Plastic, Black

Actuating and Signaling Elements

Selector switches

Version of actuating element	Operating principle	Color	SD	Article No.	Price per PU	PU (UNIT, SET, M)	PS*	PG
Selector switches								
3 switch positions, can be illuminated								
 3SU1002-2BM20-0AA0	Selector, short black actuator	Momentary contact, 2x45° (10:30/12/1:30 o'clock), reset from left + right		Black ▶	3SU1002-2BM10-0AA0	1	1 unit	41J
				Red ▶	3SU1002-2BM20-0AA0	1	1 unit	41J
				Yellow ▶	3SU1002-2BM30-0AA0	1	1 unit	41J
				Green ▶	3SU1002-2BM40-0AA0	1	1 unit	41J
				Blue ▶	3SU1002-2BM50-0AA0	1	1 unit	41J
				White ▶	3SU1002-2BM60-0AA0	1	1 unit	41J
 3SU1002-2BL60-0AA0	Latching, 2x45° (10:30/12/1:30 o'clock)		Black ▶	3SU1002-2BL10-0AA0	1	1 unit	41J	
			Red ▶	3SU1002-2BL20-0AA0	1	1 unit	41J	
			Yellow ▶	3SU1002-2BL30-0AA0	1	1 unit	41J	
			Green ▶	3SU1002-2BL40-0AA0	1	1 unit	41J	
			Blue ▶	3SU1002-2BL50-0AA0	1	1 unit	41J	
			White ▶	3SU1002-2BL60-0AA0	1	1 unit	41J	
 3SU1002-2BP50-0AA0	Momentary contact/latching, 2x45° (10:30/12/1:30 o'clock), reset from left, latching to the right		Black ▶	3SU1002-2BP10-0AA0	1	1 unit	41J	
			Red ▶	3SU1002-2BP20-0AA0	1	1 unit	41J	
			Yellow ▶	3SU1002-2BP30-0AA0	1	1 unit	41J	
			Green ▶	3SU1002-2BP40-0AA0	1	1 unit	41J	
			Blue ▶	3SU1002-2BP50-0AA0	1	1 unit	41J	
			White ▶	3SU1002-2BP60-0AA0	1	1 unit	41J	
 3SU1002-2BN30-0AA0	Latching/momentary contact, 2x45° (10:30/12/1:30 o'clock), reset from right, latching to the left		Black ▶	3SU1002-2BN10-0AA0	1	1 unit	41J	
			Red ▶	3SU1002-2BN20-0AA0	1	1 unit	41J	
			Yellow ▶	3SU1002-2BN30-0AA0	1	1 unit	41J	
			Green ▶	3SU1002-2BN40-0AA0	1	1 unit	41J	
			Blue ▶	3SU1002-2BN50-0AA0	1	1 unit	41J	
			White ▶	3SU1002-2BN60-0AA0	1	1 unit	41J	
 3SU1000-2AS60-0AA0	Rotary knob	Latching, 4x90° (3/6/9/12 o'clock)	White ▶	3SU1000-2AS60-0AA0	1	1 unit	41J	
								

SIRIUS ACT Pushbuttons and Indicator Lights

Actuators and Indicators, 22 mm, Round, Plastic, Black

Actuating and Signaling Elements

Key-operated switches

Selection and ordering data

Operating principle	Make of lock	Switch position for key removal	Number of keys	SD	Article No.	Price per PU	PU (UNIT, SET, M)	PS*	PG
---------------------	--------------	---------------------------------	----------------	----	-------------	--------------	-------------------	-----	----

Key-operated switches

2 switch positions

Momentary contact, 45° (10:30/12 o'clock), reset from center to left



3SU1000-4JC01-0AA0

Latching, 90° (10:30/1:30 o'clock)



3SU1000-4BF11-0AA0



3SU1000-4GF11-0AA0



3SU1000-5BF11-0AA0



3SU1000-5PF11-0AA0

RONIS, SB30	O	2	▶	3SU1000-4BC01-0AA0	1	1 unit	41J
RONIS, 455	O	2	5	3SU1000-4CC01-0AA0	1	1 unit	41J
O.M.R. 73037, red	O	2	3	3SU1000-4FC01-0AA0	1	1 unit	41J
O.M.R. 73038, light blue	O	2	3	3SU1000-4GC01-0AA0	1	1 unit	41J
O.M.R. 73034, black	O	2	3	3SU1000-4HC01-0AA0	1	1 unit	41J
O.M.R. 73033, yellow	O	2	3	3SU1000-4JC01-0AA0	1	1 unit	41J
CES, SSG10	O	2	▶	3SU1000-5BC01-0AA0	1	1 unit	41J
CES, LSG1	O	2	3	3SU1000-5HC01-0AA0	1	1 unit	41J
BKS, S1	O	2	▶	3SU1000-5PC01-0AA0	1	1 unit	41J
IKON, 360012K1	O	2	▶	3SU1000-5XC01-0AA0	1	1 unit	41J
RONIS, SB30	O	2	▶	3SU1000-4BF01-0AA0	1	1 unit	41J
	O+I	2	▶	3SU1000-4BF11-0AA0	1	1 unit	41J
	I	2	▶	3SU1000-4BF21-0AA0	1	1 unit	41J
RONIS, 455	O	2	3	3SU1000-4CF01-0AA0	1	1 unit	41J
	O+I	2	3	3SU1000-4CF11-0AA0	1	1 unit	41J
RONIS, 421	O+I	2	5	3SU1000-4DF11-0AA0	1	1 unit	41J
O.M.R. 73037, red	O	2	3	3SU1000-4FF01-0AA0	1	1 unit	41J
	O+I	2	3	3SU1000-4FF11-0AA0	1	1 unit	41J
O.M.R. 73038, light blue	O	2	▶	3SU1000-4GF01-0AA0	1	1 unit	41J
	O+I	2	3	3SU1000-4GF11-0AA0	1	1 unit	41J
O.M.R. 73034, black	O	2	3	3SU1000-4HF01-0AA0	1	1 unit	41J
	O+I	2	3	3SU1000-4HF11-0AA0	1	1 unit	41J
	I	2	5	3SU1000-4HF21-0AA0	1	1 unit	41J
O.M.R. 73033, yellow	O	2	3	3SU1000-4JF01-0AA0	1	1 unit	41J
	O+I	2	3	3SU1000-4JF11-0AA0	1	1 unit	41J
CES, SSG10	O	2	▶	3SU1000-5BF01-0AA0	1	1 unit	41J
	O+I	2	▶	3SU1000-5BF11-0AA0	1	1 unit	41J
	I	2	▶	3SU1000-5BF21-0AA0	1	1 unit	41J
CES, LSG1	O	2	▶	3SU1000-5HF01-0AA0	1	1 unit	41J
	O+I	2	▶	3SU1000-5HF11-0AA0	1	1 unit	41J
BKS, S1	O	2	▶	3SU1000-5PF01-0AA0	1	1 unit	41J
	O+I	2	▶	3SU1000-5PF11-0AA0	1	1 unit	41J
	I	2	3	3SU1000-5PF21-0AA0	1	1 unit	41J
BKS, E1	O	0	3	3SU1000-5QF01-0AA0	1	1 unit	41J
	O+I	0	3	3SU1000-5QF11-0AA0	1	1 unit	41J
BKS, E2	O	0	▶	3SU1000-5RF01-0AA0	1	1 unit	41J
	O+I	0	3	3SU1000-5RF11-0AA0	1	1 unit	41J
BKS, E7	O	0	▶	3SU1000-5SF01-0AA0	1	1 unit	41J
	O+I	0	▶	3SU1000-5SF11-0AA0	1	1 unit	41J
BKS, E9	O	0	▶	3SU1000-5TF01-0AA0	1	1 unit	41J
	O+I	0	3	3SU1000-5TF11-0AA0	1	1 unit	41J
IKON, 360012K1	O	2	▶	3SU1000-5XF01-0AA0	1	1 unit	41J
	O+I	2	▶	3SU1000-5XF11-0AA0	1	1 unit	41J

SIRIUS ACT Pushbuttons and Indicator Lights

Actuators and Indicators, 22 mm, Round, Plastic, Black

Actuating and Signaling Elements

Key-operated switches

Operating principle	Make of lock	Switch position for key removal	Number of keys	SD	Article No.	Price per PU	PU (UNIT, SET, M)	PS*	PG
---------------------	--------------	---------------------------------	----------------	----	-------------	--------------	-------------------	-----	----

Key-operated switches

3 switch positions



Momentary contact, 2x45° (10:30/12/1:30 o'clock), reset from left + right



Latching, 2x45° (10:30/12/1:30 o'clock)






	RONIS, SB30	O	2	▶	3SU1000-4BM01-0AA0		1	1 unit	41J
	O.M.R. 73037, red	O	2	5	3SU1000-4FM01-0AA0		1	1 unit	41J
	O.M.R. 73034, black	O	2	5	3SU1000-4HM01-0AA0		1	1 unit	41J
	CES, SSG10	O	2	▶	3SU1000-5BM01-0AA0		1	1 unit	41J
	BKS, S1	O	2	3	3SU1000-5PM01-0AA0		1	1 unit	41J
	IKON, 360012K1	O	2	3	3SU1000-5XM01-0AA0		1	1 unit	41J
	RONIS, SB30	O	2	3	3SU1000-4BL01-0AA0		1	1 unit	41J
		I+O+II	2	▶	3SU1000-4BL11-0AA0		1	1 unit	41J
		I	2	5	3SU1000-4BL21-0AA0		1	1 unit	41J
		II	2	3	3SU1000-4BL31-0AA0		1	1 unit	41J
		I+II	2	3	3SU1000-4BL41-0AA0		1	1 unit	41J
		O+I	2	3	3SU1000-4BL51-0AA0		1	1 unit	41J
	RONIS, 455	O	2	5	3SU1000-4CL01-0AA0		1	1 unit	41J
		I+O+II	2	3	3SU1000-4CL11-0AA0		1	1 unit	41J
	O.M.R. 73037, red	O	2	5	3SU1000-4FL01-0AA0		1	1 unit	41J
		O+I	2	5	3SU1000-4FL51-0AA0		1	1 unit	41J
	O.M.R. 73038, light blue	O	2	3	3SU1000-4GL01-0AA0		1	1 unit	41J
		I+O+II	2	3	3SU1000-4GL11-0AA0		1	1 unit	41J
	O.M.R. 73034, black	O	2	5	3SU1000-4HL01-0AA0		1	1 unit	41J
		I+O+II	2	3	3SU1000-4HL11-0AA0		1	1 unit	41J
	O.M.R. 73033, yellow	I+O+II	2	5	3SU1000-4JL11-0AA0		1	1 unit	41J
	CES, SSG10	O	2	▶	3SU1000-5BL01-0AA0		1	1 unit	41J
		I+O+II	2	▶	3SU1000-5BL11-0AA0		1	1 unit	41J
		I	2	3	3SU1000-5BL21-0AA0		1	1 unit	41J
		II	2	▶	3SU1000-5BL31-0AA0		1	1 unit	41J
		I+II	2	3	3SU1000-5BL41-0AA0		1	1 unit	41J
		O+I	2	3	3SU1000-5BL51-0AA0		1	1 unit	41J
	BKS, S1	O	2	3	3SU1000-5PL01-0AA0		1	1 unit	41J
		I+O+II	2	3	3SU1000-5PL11-0AA0		1	1 unit	41J
		I	2	3	3SU1000-5PL21-0AA0		1	1 unit	41J
		II	2	3	3SU1000-5PL31-0AA0		1	1 unit	41J
		I+II	2	3	3SU1000-5PL41-0AA0		1	1 unit	41J
	BKS, E2	I+O+II	0	5	3SU1000-5RL11-0AA0		1	1 unit	41J
	BKS, E9	I+O+II	0	3	3SU1000-5TL11-0AA0		1	1 unit	41J
	IKON, 360012K1	O	2	3	3SU1000-5XL01-0AA0		1	1 unit	41J
		I+O+II	2	3	3SU1000-5XL11-0AA0		1	1 unit	41J

SIRIUS ACT Pushbuttons and Indicator Lights

Actuators and Indicators, 22 mm, Round, Plastic, Black

Actuating and Signaling Elements

Key-operated switches/ID key-operated switches

Operating principle	Make of lock	Switch position for key removal	Number of keys	SD	Article No.	Price per PU	PU (UNIT, SET, M)	PS*	PG	
Key-operated switches										
3 switch positions										
 3SU1000-4BP01-0AA0	RONIS, SB30	O	2	3	3SU1000-4BP01-0AA0		1	1 unit	41J	
		II	2	3	3SU1000-4BP31-0AA0		1	1 unit	41J	
		O+II	2	3	3SU1000-4BP61-0AA0		1	1 unit	41J	
 3SU1000-5BP01-0AA0	CES, SSG10	O	2	3	3SU1000-5BP01-0AA0		1	1 unit	41J	
		II	2	5	3SU1000-5BP31-0AA0		1	1 unit	41J	
		O+II	2	3	3SU1000-5BP61-0AA0		1	1 unit	41J	
 3SU1000-4GN01-0AA0	RONIS, SB30	O	2	3	3SU1000-4BN01-0AA0		1	1 unit	41J	
		I	2	3	3SU1000-4BN21-0AA0		1	1 unit	41J	
		O+I	2	3	3SU1000-4BN51-0AA0		1	1 unit	41J	
	O.M.R. 73038, light blue	O	2	5	3SU1000-4GN01-0AA0		1	1 unit	41J	
		O.M.R. 73034, black	I	2	5	3SU1000-4HN21-0AA0		1	1 unit	41J
			O+I	2	3	3SU1000-5BN01-0AA0		1	1 unit	41J
	CES, SSG10	I	2	3	3SU1000-5BN21-0AA0		1	1 unit	41J	
		O+I	2	3	3SU1000-5BN51-0AA0		1	1 unit	41J	
		BKS, S1	I	2	5	3SU1000-5PN21-0AA0		1	1 unit	41J
O+I	2		3	3SU1000-5PN51-0AA0		1	1 unit	41J		
	IKON, 360012K1	O+I	2	5	3SU1000-5XN51-0AA0		1	1 unit	41J	

Selection and ordering data

Operating angle	Operating principle	Switch position for key removal	Color	SD	Article No.	Price per PU	PU (UNIT, SET, M)	PS*	PG
-----------------	---------------------	---------------------------------	-------	----	-------------	--------------	-------------------	-----	----

ID key-operated switches

4 switch positions									
45°	Latching	Key removal possible in all 4 positions	Black	▶	3SU1000-4WS10-0AA0		1	1 unit	41J



3SU1000-4WS10-0AA0

For ID keys, see page 13/134.

For electronic modules for ID key-operated switches, see page 13/95.




SIRIUS ACT Pushbuttons and Indicator Lights

Actuators and Indicators, 22 mm, Round, Plastic, Black



Actuating and Signaling Elements

Coordinate switches/indicator lights

Selection and ordering data

Product function Locking in zero position	Number of switching positions	Operating principle	Direction of actuation	SD	Article No.	Price per PU	PU (UNIT, SET, M)	PS*	PG	
Coordinate switches										
 3SU1000-7AA10-0AA0	No	2	Momentary contact	Horizontal Vertical	▶ ▶		1	1 unit	41J	
			Latching	Horizontal Vertical	▶ ▶				41J	
	Yes	4	Momentary contact	Horizontal/ Vertical	▶	▶		1	1 unit	41J
			Latching	Horizontal/ Vertical	▶					41J
		2	Momentary contact	Horizontal Vertical	▶ ▶	▶ ▶		1	1 unit	41J
			Latching	Horizontal Vertical	▶ ▶					41J
4	Momentary contact	Horizontal/ Vertical	▶	▶		1	1 unit	41J		
	Latching	Horizontal/ Vertical	▶					41J		
Indicator lights										
 3SU1001-6AA40-0AA0	With smooth lens	Amber Red Yellow Green Blue White Clear		3	▶		1	1 unit	41J	
					▶				41J	
					▶				41J	
					▶				41J	
					▶				41J	
					▶				41J	
					▶				41J	
Indicator lights in illuminated pushbutton design										
 3SU1001-0AD50-0AA0	NEW	Red Yellow Green Blue Clear		3	▶		1	1 unit	41J	
					▶				41J	
					▶				41J	
					▶				41J	
					▶				41J	
					▶				41J	

Selection and ordering data

Type of product	Color	SD	Article No.	Price per PU	PU (UNIT, SET, M)	PS*	PG		
Indicator lights									
 3SU1001-6AA40-0AA0	With smooth lens	Amber Red Yellow Green Blue White Clear		3	▶		1	1 unit	41J
					▶				41J
					▶				41J
					▶				41J
					▶				41J
					▶				41J
					▶				41J
Indicator lights in illuminated pushbutton design									
 3SU1001-0AD50-0AA0	NEW	Red Yellow Green Blue Clear		3	▶		1	1 unit	41J
					▶				41J
					▶				41J
					▶				41J
					▶				41J
					▶				41J

SIRIUS ACT Pushbuttons and Indicator Lights

Actuators and Indicators, 22 mm, Plastic with Metal Front Ring, Matte Complete Units

Pushbuttons

Selection and ordering data

Supply voltage for light source		Color	Number of			SD	Screw terminals 	PU (UNIT, SET, M)	PS*	PG					
At AC	At DC		Contact modules	NO contacts	NC contacts										
V	V					Article No.	Price per PU								
Pushbuttons															
Pushbuttons with flat button, momentary contact															
	--	--	Black	1	1	0	▶	3SU1130-0AB10-1BA0	1	1 unit	41J				
				0	1	3	▶					3SU1130-0AB10-1CA0	1	1 unit	41J
				1	1	▶									
			Red	1	1	0	5	▶	3SU1130-0AB20-1BA0	1	1 unit	41J			
				0	1	▶	3SU1130-0AB20-1CA0						1	1 unit	41J
				1	1	▶	3SU1130-0AB20-1FA0						1	1 unit	41J
			Yellow	1	1	0	5	▶	3SU1130-0AB30-1BA0	1	1 unit	41J			
				1	1	5	3SU1130-0AB30-1FA0						1	1 unit	41J
			Green	1	1	0	▶	▶	3SU1130-0AB40-1BA0	1	1 unit	41J			
				1	1	▶	3SU1130-0AB40-1FA0						1	1 unit	41J
			Blue	1	1	0	3	▶	3SU1130-0AB50-1BA0	1	1 unit	41J			
				1	1	5	3SU1130-0AB50-1FA0						1	1 unit	41J
White	1	1	0	3	▶	3SU1130-0AB60-1BA0	1	1 unit	41J						
	1	1	5	3SU1130-0AB60-1FA0						1	1 unit	41J			
Pushbuttons with raised button, momentary contact															
	--	--	Red	1	0	1	5	3SU1130-0BB20-1CA0	1	1 unit	41J				
Illuminated pushbuttons with flat button, momentary contact with integrated LED															
	24	24	Red	1	1	0	5	3SU1132-0AB20-1BA0	1	1 unit	41J				
				0	1	3	▶					3SU1132-0AB20-1CA0	1	1 unit	41J
				1	1	3									
			Yellow	1	1	0	3	▶	3SU1132-0AB30-1BA0	1	1 unit	41J			
				1	1	5	3SU1132-0AB30-1FA0						1	1 unit	41J
			Green	1	1	0	▶	▶	3SU1132-0AB40-1BA0	1	1 unit	41J			
				1	1	3	3SU1132-0AB40-1FA0						1	1 unit	41J
			Blue	1	1	0	3	▶	3SU1132-0AB50-1BA0	1	1 unit	41J			
				1	1	5	3SU1132-0AB50-1FA0						1	1 unit	41J
			White	1	1	0	▶	▶	3SU1132-0AB60-1BA0	1	1 unit	41J			
				1	1	3	3SU1132-0AB60-1FA0						1	1 unit	41J
			Clear	1	1	0	3	▶	3SU1132-0AB70-1BA0	1	1 unit	41J			
1	1	5		3SU1132-0AB70-1FA0	1	1 unit	41J								
110	--	Red	1	0	1	5	▶	3SU1133-0AB20-1CA0	1	1 unit	41J				
			1	1	5	3SU1133-0AB20-1FA0						1	1 unit	41J	
		Yellow	1	1	0	5	▶	3SU1133-0AB30-1BA0	1	1 unit	41J				
			1	1	5	3SU1133-0AB30-1FA0						1	1 unit	41J	
		Green	1	1	0	5	▶	3SU1133-0AB40-1BA0	1	1 unit	41J				
			1	1	5	3SU1133-0AB40-1FA0						1	1 unit	41J	
		Blue	1	1	0	5	▶	3SU1133-0AB50-1BA0	1	1 unit	41J				
			1	1	5	3SU1133-0AB50-1FA0						1	1 unit	41J	
		White	1	1	0	5	▶	3SU1133-0AB60-1BA0	1	1 unit	41J				
			1	1	5	3SU1133-0AB60-1FA0						1	1 unit	41J	
		Clear	1	1	0	5	▶	3SU1133-0AB70-1BA0	1	1 unit	41J				
			1	1	5	3SU1133-0AB70-1FA0						1	1 unit	41J	

SIRIUS ACT Pushbuttons and Indicator Lights

Actuators and Indicators, 22 mm, Plastic with Metal Front Ring, Matte Complete Units

Pushbuttons

Supply voltage for light source		Color	Number of			SD	Screw terminals 	PU (UNIT, SET, M)	PS*	PG	
At AC	At DC		Contact modules	NO contacts	NC contacts						
V	V				d	Article No.	Price per PU				
Pushbuttons											
Illuminated pushbuttons with flat button, momentary contact with integrated LED											
	230	--	Red	1	0	1	5	3SU1136-0AB20-1CA0	1	1 unit	41J
				1	1	1	5	3SU1136-0AB20-1FA0	1	1 unit	41J
	Yellow	1	1	0	5	3SU1136-0AB30-1BA0	1	1 unit	41J		
		1	1	1	5	3SU1136-0AB30-1FA0	1	1 unit	41J		
	Green	1	1	0	5	3SU1136-0AB40-1BA0	1	1 unit	41J		
		1	1	1	5	3SU1136-0AB40-1FA0	1	1 unit	41J		
	Blue	1	1	0	5	3SU1136-0AB50-1BA0	1	1 unit	41J		
		1	1	1	5	3SU1136-0AB50-1FA0	1	1 unit	41J		
	White	1	1	0	5	3SU1136-0AB60-1BA0	1	1 unit	41J		
		1	1	1	5	3SU1136-0AB60-1FA0	1	1 unit	41J		
Clear	1	1	0	5	3SU1136-0AB70-1BA0	1	1 unit	41J			
	1	1	1	5	3SU1136-0AB70-1FA0	1	1 unit	41J			
							Spring-type terminals 				
Pushbuttons with flat button, momentary contact											
	--	--	Black	1	1	0	5	3SU1130-0AB10-3BA0	1	1 unit	41J
				1	1	1	5	3SU1130-0AB10-3FA0	1	1 unit	41J
			Red	1	0	1	5	3SU1130-0AB20-3CA0	1	1 unit	41J
				1	1	0	5	3SU1130-0AB40-3BA0	1	1 unit	41J
			White	1	1	1	5	3SU1130-0AB60-3FA0	1	1 unit	41J
Illuminated pushbuttons with flat button, momentary contact											
	24	24	Red	1	0	1	5	3SU1132-0AB20-3CA0	1	1 unit	41J
				1	1	1	5	3SU1132-0AB20-3FA0	1	1 unit	41J
	Yellow	1	1	0	5	3SU1132-0AB30-3BA0	1	1 unit	41J		
		1	1	1	5	3SU1132-0AB30-3FA0	1	1 unit	41J		
	Green	1	1	0	5	3SU1132-0AB40-3BA0	1	1 unit	41J		
		1	1	1	5	3SU1132-0AB40-3FA0	1	1 unit	41J		
	Blue	1	1	0	5	3SU1132-0AB50-3BA0	1	1 unit	41J		
		1	1	1	5	3SU1132-0AB50-3FA0	1	1 unit	41J		
	White	1	1	0	5	3SU1132-0AB60-3BA0	1	1 unit	41J		
		1	1	1	5	3SU1132-0AB60-3FA0	1	1 unit	41J		
Clear	1	1	0	5	3SU1132-0AB70-3BA0	1	1 unit	41J			
	1	1	1	5	3SU1132-0AB70-3FA0	1	1 unit	41J			

SIRIUS ACT Pushbuttons and Indicator Lights

Actuators and Indicators, 22 mm, Plastic with Metal Front Ring, Matte Complete Units

Mushroom pushbuttons/EMERGENCY STOP mushroom pushbuttons

Selection and ordering data

Unlatching method	Number of			SD	Screw terminals	⊕	PU (UNIT, SET, M)	PS*	PG
	Contact modules	NO contacts	NC contacts						
				d	Article No.		Price per PU		

Mushroom pushbuttons

With red mushroom, diameter 40 mm, latching



3SU1130-1BA20-1CA0

Pull to unlatch	1	0	1	5	3SU1130-1BA20-1CA0		1	1 unit	41J
		1	1	5	3SU1130-1BA20-1FA0		1	1 unit	41J

Selection and ordering data

Unlatching method	Number of			Marking	SD	Screw terminals	⊕	PU (UNIT, SET, M)	PS*	PG
	Contact modules	NO contacts	NC contacts							
					d	Article No.		Price per PU		

EMERGENCY STOP mushroom pushbuttons, tamper-proof, in accordance with ISO 13850 and IEC 60947-5-5

With red mushroom, diameter 40 mm, with positive latching



3SU1100-1HA20-1CH0

Pull to unlatch	1	0	1	NOT-HALT	⊖	5	3SU1100-1HA20-1CH0		1	1 unit	41J
		1	1	EMERGENCY STOP	⊖	5	3SU1100-1HA20-1FG0		1	1 unit	41J
		1	1	NOT-HALT	⊖	5	3SU1100-1HA20-1FH0		1	1 unit	41J



3SU1100-1HB20-1CH0

Rotate to unlatch	1	0	1	None	⊖	5	3SU1100-1HB20-1CF0		1	1 unit	41J
		0	1	EMERGENCY STOP	⊖	5	3SU1100-1HB20-1CG0		1	1 unit	41J
		0	1	NOT-HALT	⊕	▶	3SU1100-1HB20-1CH0		1	1 unit	41J
		0	2	EMERGENCY STOP	⊖	5	3SU1100-1HB20-1PG0		1	1 unit	41J
		0	1	ARRET D'URGENCE	⊖	5	3SU1100-1HB20-1CJ0		1	1 unit	41J
		1	1	EMERGENCY STOP	⊖	5	3SU1100-1HB20-1FG0		1	1 unit	41J
		1	1	NOT-HALT	⊕	▶	3SU1100-1HB20-1FH0		1	1 unit	41J
		1	1	ARRET D'URGENCE	⊖	5	3SU1100-1HB20-1FJ0		1	1 unit	41J



3SU1100-1HB20-3CH0

							Spring-type terminals	⊗			
Rotate to unlatch	1	0	1	NOT-HALT	⊖	5	3SU1100-1HB20-3CH0		1	1 unit	41J
		1	1	NOT-HALT	⊖	5	3SU1100-1HB20-3FH0		1	1 unit	41J












⊕ Positive opening according to IEC 60947-5-1, Annex K.
Can be used with 3SK11 safety relays or the 3RK3 Modular Safety System;
see page 11/1 onwards.
Certificate:



SIRIUS ACT Pushbuttons and Indicator Lights

Actuators and Indicators, 22 mm, Plastic with Metal Front Ring, Matte Complete Units

Selector switches**Selection and ordering data**

Operating principle	Color	Number of			SD	Screw terminals 	PU (UNIT, SET, M)	PS*	PG
		Contact modules	NO con- tacts	NC con- tacts					
						Article No.	Price per PU		
Selector switches									
Short black actuator, 2 switch positions, can be illuminated									
 Latching, 90° 	White	1	1	0	▶	3SU1130-2BF60-1BA0 3SU1130-2BF60-1MA0	1	1 unit	41J
			1	1			1	1	1
Short black actuator, 3 switch positions, can be illuminated									
 Momentary contact, 2x45° 	White	2	2	2	5	3SU1130-2BM60-1LA0 3SU1130-2BM60-1NA0	1	1 unit	41J
			2	0	3		1	1 unit	41J
Latching, 2x45° 	White	2	2	2	3	3SU1130-2BL60-1LA0 3SU1130-2BL60-1NA0	1	1 unit	41J
			2	0	▶		1	1 unit	41J
Short black actuator, 2 switch positions, can be illuminated									
 Latching, 90° 	White	1	1	0	5	3SU1130-2BF60-3BA0 3SU1130-2BF60-3MA0	1	1 unit	41J
			1	1	5		1	1 unit	41J
Short black actuator, 3 switch positions, can be illuminated									
 Momentary contact, 2x45° 	White	2	2	0	5	3SU1130-2BM60-3NA0	1	1 unit	41J
			2	0	5		1	1 unit	41J
Latching, 2x45° 	White	2	2	2	5	3SU1130-2BL60-3LA0 3SU1130-2BL60-3NA0	1	1 unit	41J
			2	0	5		1	1 unit	41J

3SU1130-2BF60-1BA0

3SU1130-2BL60-1NA0

SIRIUS ACT Pushbuttons and Indicator Lights

Actuators and Indicators, 22 mm, Plastic with Metal Front Ring, Matte Complete Units

Key-operated switches/coordinate switches

Selection and ordering data

Operating principle	Switch position for key removal	Number of			Number of keys	SD	Screw terminals	PU (UNIT, SET, M)	PS*	PG
		Contact modules	NO contacts	NC contacts						
							Article No.	Price per PU		

Key-operated switches

With RONIS lock, SB30, 2 switch positions



Latching, 90°
(10:30/
1:30 o'clock)



3SU1130-4BF11-1BA0

With RONIS lock, SB30, 3 switch positions



Latching, 2x45°
(10:30/12/
1:30 o'clock)



3SU1130-4BL11-1NA0

With RONIS lock, SB30, 2 switch positions



Latching, 90°
(10:30/
1:30 o'clock)



3SU1130-4BF11-3BA0

3SU1130-4BF11-1BA0	1	1 unit	41J
3SU1130-4BF11-1FA0	1	1 unit	41J

3SU1130-4BL11-1NA0	1	1 unit	41J
--------------------	---	--------	-----

Spring-type terminals			
3SU1130-4BF11-3BA0	1	1 unit	41J

Selection and ordering data

Number of NO contacts (1 per direction)	Operating principle	Direction of actuation	SD	Screw terminals	PU (UNIT, SET, M)	PS*	PG
d							

Coordinate switches

Without mechanical interlock, 2 switch positions



3SU1130-7AE10-1QA0

2	Momentary contact	Horizontal	5	3SU1130-7AC10-1NA0	1	1 unit	41J
		Vertical	5	3SU1130-7AD10-1NA0	1	1 unit	41J
NEW	Latching	Horizontal	5	3SU1130-7AA10-1NA0	1	1 unit	41J
		Vertical	5	3SU1130-7AB10-1NA0	1	1 unit	41J

Without mechanical interlock, 4 switch positions

4	Momentary contact	Horizontal/Vertical	5	3SU1130-7AF10-1QA0	1	1 unit	41J
		Horizontal/Vertical	5	3SU1130-7AE10-1QA0	1	1 unit	41J

With mechanical interlock, 2 switch positions

2	Momentary contact	Horizontal	5	3SU1130-7BC10-1NA0	1	1 unit	41J
		Vertical	5	3SU1130-7BD10-1NA0	1	1 unit	41J
NEW	Latching	Horizontal	5	3SU1130-7BA10-1NA0	1	1 unit	41J
		Vertical	5	3SU1130-7BB10-1NA0	1	1 unit	41J

With mechanical interlock, 4 switch positions

4	Momentary contact	Horizontal/Vertical	5	3SU1130-7BF10-1QA0	1	1 unit	41J
		Horizontal/Vertical	5	3SU1130-7BE10-1QA0	1	1 unit	41J



3SU1130-7BE10-1QA0





SIRIUS ACT Pushbuttons and Indicator Lights

Actuators and Indicators, 22 mm, Plastic with Metal Front Ring, Matte

Complete Units

Indicator lights

Selection and ordering data



Operational voltage		Color		SD	Screw terminals	PU (UNIT, SET, M)	PS*	PG				
at AC, rated value	at DC, rated value	of actuating element	of light source									
V	V			d	Article No.	Price per PU						
Indicator lights												
With smooth lens and integrated LED												
	24	24	Red	Red	▶	3SU1102-6AA20-1AA0	1	1 unit	41J			
			Yellow	Yellow	▶	3SU1102-6AA30-1AA0	1	1 unit	41J			
			Green	Green	▶	3SU1102-6AA40-1AA0	1	1 unit	41J			
			Blue	Blue	▶	3SU1102-6AA50-1AA0	1	1 unit	41J			
			White	White	▶	3SU1102-6AA60-1AA0	1	1 unit	41J			
			Clear	White	▶	3SU1102-6AA70-1AA0	1	1 unit	41J			
			3SU1102-6AA30-1AA0									
	110	--	Amber	Amber	5	3SU1103-6AA00-1AA0	1	1 unit	41J			
			Red	Red	▶	3SU1103-6AA20-1AA0	1	1 unit	41J			
			Yellow	Yellow	▶	3SU1103-6AA30-1AA0	1	1 unit	41J			
			Green	Green	▶	3SU1103-6AA40-1AA0	1	1 unit	41J			
			Blue	Blue	3	3SU1103-6AA50-1AA0	1	1 unit	41J			
			White	White	▶	3SU1103-6AA60-1AA0	1	1 unit	41J			
			Clear	White	3	3SU1103-6AA70-1AA0	1	1 unit	41J			
3SU1106-6AA50-1AA0												
	24	24	Red	Red	3	3SU1102-6AA20-3AA0	1	1 unit	41J			
			Yellow	Yellow	5	3SU1102-6AA30-3AA0	1	1 unit	41J			
			Green	Green	3	3SU1102-6AA40-3AA0	1	1 unit	41J			
			Blue	Blue	5	3SU1102-6AA50-3AA0	1	1 unit	41J			
			White	White	3	3SU1102-6AA60-3AA0	1	1 unit	41J			
			Clear	White	5	3SU1102-6AA70-3AA0	1	1 unit	41J			
			3SU1102-6AA40-3AA0									
				110	--	Red	Red	5	3SU1103-6AA20-3AA0	1	1 unit	41J
						Yellow	Yellow	5	3SU1103-6AA30-3AA0	1	1 unit	41J
						Green	Green	5	3SU1103-6AA40-3AA0	1	1 unit	41J
Blue	Blue	5				3SU1103-6AA50-3AA0	1	1 unit	41J			
White	White	5				3SU1103-6AA60-3AA0	1	1 unit	41J			
Clear	White	5				3SU1103-6AA70-3AA0	1	1 unit	41J			
3SU1103-6AA30-3AA0												
230	--	Red	Red	5	3SU1106-6AA20-3AA0	1	1 unit	41J				
		Yellow	Yellow	5	3SU1106-6AA30-3AA0	1	1 unit	41J				
3SU1106-6AA60-3AA0												
						Spring-type terminals						

SIRIUS ACT Pushbuttons and Indicator Lights

Actuators and Indicators, 22 mm, Plastic with Metal Front Ring, Matte Compact Units



Indicator lights with "traffic light" LED/acoustic signaling devices/sensor switches

Selection and ordering data

	Operational voltage		Color of actuating element	Color of light source	SD	Screw terminals 	PU (UNIT, SET, M)	PS*	PG	
	at AC, rated value	at DC, rated value								
	V	V			d	Article No.	Price per PU			
Indicator lights with "traffic light" LED NEW										
	6-24	6-24	Clear	Red/Yellow/Green	▶	3SU1201-6AG24-1AA0		1	1 unit	41J
	110	--	Clear	Red/Yellow/Green	▶	3SU1201-6AC24-1AA0		1	1 unit	41J
	230	--	Clear	Red/Yellow/Green	▶	3SU1201-6AF24-1AA0		1	1 unit	41J


3SU1201-6AG24-1AA0

Selection and ordering data

	Operational voltage		Volume level	SD	Screw terminals 	PU (UNIT, SET, M)	PS*	PG		
	at AC, rated value	at DC, rated value								
	V	V	dB	d	Article No.	Price per PU				
Acoustic signaling devices NEW										
	24	24	90	5	▶	3SU1200-6KB10-1AA0		1	1 unit	41J
	110	110	90	5	▶	3SU1200-6KC10-1AA0		1	1 unit	41J
	230	230	90	5	▶	3SU1200-6KF10-1AA0		1	1 unit	41J

3SU1200-6KB10-1AA0

Selection and ordering data

	Operating principle	Number of NO contacts	Number of NC contacts	Color	SD	M12 connector, 4-pole	PU (UNIT, SET, M)	PS*	PG	
										d
Sensor switches										
	Whether integrated in the two-hand operation console or installed as a door opening contact, the capacitive sensor switch is suitable for many different applications in industrial environments.					▶	3SU1200-1SK10-2SA0	1	1 unit	41J
	The switch is actuated by simple contact with the hand or other part of the body (i.e. without the application of pressure). As a result, these switches are rugged, extremely durable and have the highest degree of protection IP66, IP67, IP69(IP69K).									
	Without pressure	1	0	Black						

3SU1200-1SK10-2SA0


Optional accessories:

- "Protection for sensor switches", [see page 13/130](#).
- "Connectors for sensor switches, angled socket with screw terminal connection", [see page 13/138](#).

SIRIUS ACT Pushbuttons and Indicator Lights





Actuators and Indicators, 22 mm, Plastic with Metal Front Ring, Matte Compact Units

Potentiometers/pushbuttons with extended stroke**Selection and ordering data**

Version of actuating element	Operating principle	Adjustable resistance	SD	Screw terminals	⊕	PU (UNIT, SET, M)	PS*	PG
		kΩ	d	Article No.	Price per PU			
Potentiometers								
	Rotary knob	Stepless	1	▶	3SU1200-2PQ10-1AA0		1	1 unit 41J
				▶	3SU1200-2PR10-1AA0			
				▶	3SU1200-2PS10-1AA0			
				▶	3SU1200-2PT10-1AA0			
				▶	3SU1200-2PU10-1AA0			
				▶	3SU1200-2PV10-1AA0			
3SU1200-2PQ10-1AA0								

3SU1200-2PQ10-1AA0

Labeling plates for potentiometers, [see page 13/126](#).**Selection and ordering data**

Version	Color	SD	Article No.	Price per PU	PU (UNIT, SET, M)	PS*	PG	
		d						
Pushbuttons with extended stroke								
For actuating relays, can only be combined with extension plunger, no contact module or LED module required								
	Pushbuttons with flat button	Red	5	3SU1230-0EB20-0AA0		1	1 unit 41J	
		Green	5	3SU1230-0EB40-0AA0				
3SU1230-0EB40-0AA0								
	Pushbuttons with raised button	Black	3	3SU1230-0FB10-0AA0		1	1 unit 41J	
3SU1230-0FB10-0AA0								
	Pushbuttons with flat transparent button for insertion of insert labels	Red	3	3SU1231-0EB20-0AA0		1	1 unit 41J	
		Clear	3	3SU1231-0EB70-0AA0				
3SU1231-0EB20-0AA0								
Accessories								
	Extension plungers	Plastic	Gray	▶	3SU1900-0KG10-0AA0		1	1 unit 41J
3SU1900-0KG10-0AA0								
For compensation of the distance between the pushbutton and the unlatching button of an overload relay								

3SU1900-0KG10-0AA0

* You can order this quantity or a multiple thereof. Illustrations are approximate

SIRIUS ACT Pushbuttons and Indicator Lights


Actuators and Indicators, 22 mm, Plastic with Metal Front Ring, Matte Actuating and Signaling Elements

Pushbuttons

Selection and ordering data

Version of actuating element Front ring version	Operating principle Unlatching method	Color, marking	SD	Article No.	Price per PU	PU (UNIT, SET, M)	PS*	PG	
Pushbuttons									
 3SU1030-0AB50-0AR0	Pushbuttons with flat button Standard	Momentary contact		Black	▶	3SU1030-0AB10-0AA0	1	1 unit	41J
				Black, "O"	▶	3SU1030-0AB10-0AD0	1	1 unit	41J
				Red	▶	3SU1030-0AB20-0AA0	1	1 unit	41J
				Red, "O"	▶	3SU1030-0AB20-0AD0	1	1 unit	41J
				Red, "AUTO"	5	3SU1030-0AB20-0AQ0	1	1 unit	41J
				Yellow	▶	3SU1030-0AB30-0AA0	1	1 unit	41J
				Green	▶	3SU1030-0AB40-0AA0	1	1 unit	41J
				Green, "I"	▶	3SU1030-0AB40-0AC0	1	1 unit	41J
				Blue	▶	3SU1030-0AB50-0AA0	1	1 unit	41J
				Blue, "R"	5	3SU1030-0AB50-0AR0	1	1 unit	41J
				White	▶	3SU1030-0AB60-0AA0	1	1 unit	41J
				White, "I"	▶	3SU1030-0AB60-0AC0	1	1 unit	41J
				Clear	▶	3SU1030-0AB70-0AA0	1	1 unit	41J
				Gray	▶	3SU1030-0AB80-0AA0	1	1 unit	41J
 3SU1030-0AA40-0AA0	Latching		Black	▶	3SU1030-0AA10-0AA0	1	1 unit	41J	
	Push to unlatch		Red	▶	3SU1030-0AA20-0AA0	1	1 unit	41J	
			Yellow	▶	3SU1030-0AA30-0AA0	1	1 unit	41J	
			Green	▶	3SU1030-0AA40-0AA0	1	1 unit	41J	
			Blue	▶	3SU1030-0AA50-0AA0	1	1 unit	41J	
			White	▶	3SU1030-0AA60-0AA0	1	1 unit	41J	
 3SU1030-0BB20-0AA0	Pushbuttons with raised button Standard	Momentary contact		Black	▶	3SU1030-0BB10-0AA0	1	1 unit	41J
				Red	▶	3SU1030-0BB20-0AA0	1	1 unit	41J
				Yellow	▶	3SU1030-0BB30-0AA0	1	1 unit	41J
				Green	▶	3SU1030-0BB40-0AA0	1	1 unit	41J
				Blue	▶	3SU1030-0BB50-0AA0	1	1 unit	41J
				White	▶	3SU1030-0BB60-0AA0	1	1 unit	41J
 3SU1030-0CB30-0AA0	Pushbuttons with flat button Raised	Momentary contact		Black	5	3SU1030-0CB10-0AA0	1	1 unit	41J
				Red	5	3SU1030-0CB20-0AA0	1	1 unit	41J
				Yellow	5	3SU1030-0CB30-0AA0	1	1 unit	41J
				Green	5	3SU1030-0CB40-0AA0	1	1 unit	41J
				Blue	5	3SU1030-0CB50-0AA0	1	1 unit	41J
				White	5	3SU1030-0CB60-0AA0	1	1 unit	41J

SIRIUS ACT Pushbuttons and Indicator LightsActuators and Indicators, 22 mm, Plastic with Metal Front Ring, Matte
Actuating and Signaling Elements**Pushbuttons**



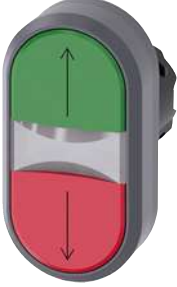

Version of actuating element	Operating principle	Color	SD	Article No.	Price per PU	PU (UNIT, SET, M)	PS*	PG	
Front ring version	Unlatching method		d						
Pushbuttons									
 3SU1031-0AB20-0AA0	Illuminated pushbuttons with flat button Standard	Momentary contact	Amber	5	3SU1031-0AB00-0AA0		1	1 unit	41J
			Red	▶	3SU1031-0AB20-0AA0		1	1 unit	41J
			Yellow	▶	3SU1031-0AB30-0AA0		1	1 unit	41J
			Green	▶	3SU1031-0AB40-0AA0		1	1 unit	41J
			Blue	▶	3SU1031-0AB50-0AA0		1	1 unit	41J
			White	▶	3SU1031-0AB60-0AA0		1	1 unit	41J
			Clear	▶	3SU1031-0AB70-0AA0		1	1 unit	41J
 3SU1031-0AA50-0AA0		Latching	Red	▶	3SU1031-0AA20-0AA0		1	1 unit	41J
		Push to unlatch	Yellow	▶	3SU1031-0AA30-0AA0		1	1 unit	41J
			Green	▶	3SU1031-0AA40-0AA0		1	1 unit	41J
			Blue	▶	3SU1031-0AA50-0AA0		1	1 unit	41J
			White	▶	3SU1031-0AA60-0AA0		1	1 unit	41J
			Clear	▶	3SU1031-0AA70-0AA0		1	1 unit	41J
 3SU1031-0BB40-0AA0	Illuminated pushbuttons with raised button Standard	Momentary contact	Red	▶	3SU1031-0BB20-0AA0		1	1 unit	41J
			Yellow	▶	3SU1031-0BB30-0AA0		1	1 unit	41J
			Green	▶	3SU1031-0BB40-0AA0		1	1 unit	41J
			Blue	▶	3SU1031-0BB50-0AA0		1	1 unit	41J
			Clear	▶	3SU1031-0BB70-0AA0		1	1 unit	41J

SIRIUS ACT Pushbuttons and Indicator Lights

Actuators and Indicators, 22 mm, Plastic with Metal Front Ring, Matte Actuating and Signaling Elements

Twin pushbuttons

Selection and ordering data






Version of actuating element	Operating principle	Color	Marking Symbol No.	SD	Article No.	Price per PU	PU (UNIT, SET, M)	PS*	PG
Twin pushbuttons									
 3SU1030-3AB66-0AN0	Twin pushbuttons flat, flat	Momentary contact	Green/Red	--	3	3SU1030-3AB42-0AA0	1	1 unit	41J
			White/Black	"I"/"O"	3	3SU1030-3AB42-0AK0	1	1 unit	41J
			White/Black	--	3	3SU1030-3AB61-0AA0	1	1 unit	41J
			White/Black	"I"/"O"	3	3SU1030-3AB61-0AK0	1	1 unit	41J
			White/White	--	3	3SU1030-3AB66-0AA0	1	1 unit	41J
Black/Black	Arrows, vert.	5	3SU1030-3AB66-0AN0	1	1 unit	41J			
			Black/Black	--	3	3SU1030-3AB11-0AA0	1	1 unit	41J
			Black/Black	⊙	5	3SU1030-3AB11-0AQ0	1	1 unit	41J
				⊙					
				5264/5265 (IEC 60417)					
 3SU1030-3BB42-0AK0	Twin pushbuttons flat, raised	Momentary contact	Green/Red	--	3	3SU1030-3BB42-0AA0	1	1 unit	41J
			Green/Red	"I"/"O"	3	3SU1030-3BB42-0AK0	1	1 unit	41J
 3SU1031-3AB42-0AN0	Twin pushbuttons flat, flat, illuminated	Momentary contact	Green/Red	--	3	3SU1031-3AB42-0AA0	1	1 unit	41J
			White/Black	"I"/"O"	3	3SU1031-3AB42-0AK0	1	1 unit	41J
			White/Black	Arrows, vert.	5	3SU1031-3AB42-0AN0	1	1 unit	41J
			White/Black	--	3	3SU1031-3AB61-0AA0	1	1 unit	41J
			White/Black	"I"/"O"	3	3SU1031-3AB61-0AK0	1	1 unit	41J
			White/White	--	3	3SU1031-3AB66-0AA0	1	1 unit	41J
			White/White	Arrows, vert.	5	3SU1031-3AB66-0AN0	1	1 unit	41J
 3SU1031-3BB61-0AA0	Twin pushbuttons flat, raised, illuminated	Momentary contact	Green/Red	--	3	3SU1031-3BB42-0AA0	1	1 unit	41J
			White/Black	"I"/"O"	3	3SU1031-3BB42-0AK0	1	1 unit	41J
			White/Black	--	3	3SU1031-3BB61-0AA0	1	1 unit	41J
			White/Black	"I"/"O"	3	3SU1031-3BB61-0AK0	1	1 unit	41J

SIRIUS ACT Pushbuttons and Indicator Lights

Actuators and Indicators, 22 mm, Plastic with Metal Front Ring, Matte
Actuating and Signaling Elements

Mushroom pushbuttons

Selection and ordering data

Version of actuating element	Operating principle Unlatching method	Color	SD	Article No.	Price per PU	PU (UNIT, SET, M)	PS*	PG
Mushroom pushbuttons								
 3SU1030-1AD20-0AA0	Momentary contact	Black	▶	3SU1030-1AD10-0AA0		1	1 unit	41J
		Red	▶	3SU1030-1AD20-0AA0		1	1 unit	41J
		Yellow	▶	3SU1030-1AD30-0AA0		1	1 unit	41J
		Green	▶	3SU1030-1AD40-0AA0		1	1 unit	41J
	Latching Pull to unlatch	Black	▶	3SU1030-1AA10-0AA0		1	1 unit	41J
		Red	▶	3SU1030-1AA20-0AA0		1	1 unit	41J
 3SU1030-1BD40-0AA0	Momentary contact	Black	3	3SU1030-1BD10-0AA0		1	1 unit	41J
		Red	3	3SU1030-1BD20-0AA0		1	1 unit	41J
		Yellow	3	3SU1030-1BD30-0AA0		1	1 unit	41J
		Green	3	3SU1030-1BD40-0AA0		1	1 unit	41J
	Latching Pull to unlatch	Black	▶	3SU1030-1BA10-0AA0		1	1 unit	41J
	Red	▶	3SU1030-1BA20-0AA0		1	1 unit	41J	
	Red, "O"	5	3SU1030-1BA20-0AD0		1	1 unit	41J	
 3SU1031-1AD30-0AA0	Momentary contact	Yellow	5	3SU1031-1AD30-0AA0		1	1 unit	41J
		Green	3	3SU1031-1AD40-0AA0		1	1 unit	41J
		White	3	3SU1031-1AD60-0AA0		1	1 unit	41J
		Clear	5	3SU1031-1AD70-0AA0		1	1 unit	41J
	Latching Pull to unlatch	Red	3	3SU1031-1AA20-0AA0		1	1 unit	41J
	Yellow	5	3SU1031-1AA30-0AA0		1	1 unit	41J	
 3SU1031-1BD60-0AA0	Momentary contact	Yellow	5	3SU1031-1BD30-0AA0		1	1 unit	41J
		Green	5	3SU1031-1BD40-0AA0		1	1 unit	41J
		White	3	3SU1031-1BD60-0AA0		1	1 unit	41J
		Clear	5	3SU1031-1BD70-0AA0		1	1 unit	41J
	Latching Pull to unlatch	Red	3	3SU1031-1BA20-0AA0		1	1 unit	41J
	Yellow	3	3SU1031-1BA30-0AA0		1	1 unit	41J	
 3SU1000-1HB50-0AA0	With positive latching, tamper-proof Rotate to unlatch	Black	▶	3SU1000-1HB10-0AA0		1	1 unit	41J
		Blue	3	3SU1000-1HB50-0AA0		1	1 unit	41J

SIRIUS ACT Pushbuttons and Indicator Lights

Actuators and Indicators, 22 mm, Plastic with Metal Front Ring, Matte Actuating and Signaling Elements

EMERGENCY STOP mushroom pushbuttons

Selection and ordering data


Version of actuating element	Outer diameter of mushroom mm	Make of lock	Color	SD	Article No.	Price per PU	PU (UNIT, SET, M)	PS*	PG
------------------------------	----------------------------------	--------------	-------	----	-------------	--------------	-------------------	-----	----

EMERGENCY STOP mushroom pushbuttons

With pull-to-unlatch mechanism

 3SU1000-1HA20-0AA0	Tamper-proof, 2 positions	40	--	Red	▶	3SU1000-1HA20-0AA0	1	1 unit	41J

With rotate-to-unlatch mechanism

 3SU1000-1GB20-0AA0	Tamper-proof, 2 positions	33.8	--	Red	▶	3SU1000-1GB20-0AA0	1	1 unit	41J

 3SU1000-1HB20-0AA0		40	--	Red	▶	3SU1000-1HB20-0AA0	1	1 unit	41J

 3SU1000-1JB20-0AA0		60	--	Red	▶	3SU1000-1JB20-0AA0	1	1 unit	41J


With rotate-to-unlatch mechanism, can be illuminated

 3SU1001-1HB20-0AA0	Tamper-proof, 2 positions	33.8	--	Red	▶	3SU1001-1GB20-0AA0	1	1 unit	41J
		40	--	Red	▶	3SU1001-1HB20-0AA0	1	1 unit	41J
		60	--	Red	▶	3SU1001-1JB20-0AA0	1	1 unit	41J

SIRIUS ACT Pushbuttons and Indicator LightsActuators and Indicators, 22 mm, Plastic with Metal Front Ring, Matte
Actuating and Signaling Elements**EMERGENCY STOP mushroom pushbuttons/toggle switches**

Version of actuating element	Outer diameter of mushroom mm	Make of lock	Color	Number of keys	SD	Article No.	Price per PU	PU (UNIT, SET, M)	PS*	PG
EMERGENCY STOP mushroom pushbuttons										
With key-operated release										
Tamper-proof, 2 positions	40	RONIS SB30	Red	2	▶	3SU1000-1HF20-0AA0		1	1 unit	41J
		RONIS 455	Red	2	3	3SU1000-1HG20-0AA0		1	1 unit	41J
	40	BKS S1	Red	2	▶	3SU1000-1HK20-0AA0		1	1 unit	41J
		BKS E7	Red	0	3	3SU1000-1HM20-0AA0		1	1 unit	41J
		BKS E9	Red	0	3	3SU1000-1HN20-0AA0		1	1 unit	41J
	40	O.M.R. 73037	Red	2	▶	3SU1000-1HQ20-0AA0		1	1 unit	41J
	40	CES SSG10	Red	2	▶	3SU1000-1HR20-0AA0		1	1 unit	41J
		CES SSP9	Red	2	▶	3SU1000-1HS20-0AA0		1	1 unit	41J
		CES SMS1	Red	2	3	3SU1000-1HT20-0AA0		1	1 unit	41J
	40									

Selection and ordering data

Number of switching positions	Number of command points	Color of actuating element	Operating principle of the actuating element	SD	Article No.	Price per PU	PU (UNIT, SET, M)	PS*	PG	
Toggle switches										
2	1	Black	Latching	3	3SU1030-3EA10-0AA0		1	1 unit	41J	
			Momentary contact, reset from above	5	3SU1030-3EC10-0AA0		1	1 unit	41J	
										
3SU1030-3EA10-0AA0										

SIRIUS ACT Pushbuttons and Indicator Lights

Actuators and Indicators, 22 mm, Plastic with Metal Front Ring, Matte Actuating and Signaling Elements









Selector switches

Selection and ordering data

Version of actuating element	Operating principle	Color	SD	Article No.	Price per PU	PU (UNIT, SET, M)	PS*	PG
------------------------------	---------------------	-------	----	-------------	--------------	-------------------	-----	----

Selector switches

2 switch positions, can be illuminated

 3SU1032-2BC40-0AA0	Selector, short black actuator Momentary contact, 45° (10:30/12 o'clock), reset from center to left 	Black	3	▶ 3SU1032-2BC10-0AA0		1	1 unit	41J
		Red	▶ 3SU1032-2BC20-0AA0		1	1 unit	41J	
		Yellow	▶ 3SU1032-2BC30-0AA0		1	1 unit	41J	
		Green	▶ 3SU1032-2BC40-0AA0		1	1 unit	41J	
		Blue	▶ 3SU1032-2BC50-0AA0		1	1 unit	41J	
		White	▶ 3SU1032-2BC60-0AA0		1	1 unit	41J	
 3SU1032-2BF30-0AA0	Latching, 90° (10:30/1:30 o'clock) 	Black	▶ 3SU1032-2BF10-0AA0		1	1 unit	41J	
		Red	▶ 3SU1032-2BF20-0AA0		1	1 unit	41J	
		Yellow	▶ 3SU1032-2BF30-0AA0		1	1 unit	41J	
		Green	▶ 3SU1032-2BF40-0AA0		1	1 unit	41J	
		Blue	▶ 3SU1032-2BF50-0AA0		1	1 unit	41J	
		White	▶ 3SU1032-2BF60-0AA0		1	1 unit	41J	
 3SU1032-2CF60-0AA0	Selector, long black actuator Latching, 90° (10:30/1:30 o'clock) 	Black	3	▶ 3SU1032-2CF10-0AA0		1	1 unit	41J
		Red	3	▶ 3SU1032-2CF20-0AA0		1	1 unit	41J
		White	3	▶ 3SU1032-2CF60-0AA0		1	1 unit	41J
 3SU1032-2AF20-0AA0	Rotary knob Latching, 90° (10:30/1:30 o'clock) 	Red	3	▶ 3SU1032-2AF20-0AA0		1	1 unit	41J
		White	▶ 3SU1032-2AF60-0AA0		1	1 unit	41J	

SIRIUS ACT Pushbuttons and Indicator LightsActuators and Indicators, 22 mm, Plastic with Metal Front Ring, Matte
Actuating and Signaling Elements**Selector switches**

Version of actuating element	Operating principle	Color	SD	Article No.	Price per PU	PU (UNIT, SET, M)	PS*	PG
Selector switches								
3 switch positions, can be illuminated								
	Selector, short black actuator	Momentary contact, 2x45° (10:30/12/1:30 o'clock), reset from left + right		Black ▶	3SU1032-2BM10-0AA0	1	1 unit	41J
				Red ▶	3SU1032-2BM20-0AA0	1	1 unit	41J
				Yellow ▶	3SU1032-2BM30-0AA0	1	1 unit	41J
				Green ▶	3SU1032-2BM40-0AA0	1	1 unit	41J
				Blue ▶	3SU1032-2BM50-0AA0	1	1 unit	41J
				White ▶	3SU1032-2BM60-0AA0	1	1 unit	41J
	Latching, 2x45° (10:30/12/1:30 o'clock)		Black ▶	3SU1032-2BL10-0AA0	1	1 unit	41J	
			Red ▶	3SU1032-2BL20-0AA0	1	1 unit	41J	
			Yellow ▶	3SU1032-2BL30-0AA0	1	1 unit	41J	
			Green ▶	3SU1032-2BL40-0AA0	1	1 unit	41J	
			Blue ▶	3SU1032-2BL50-0AA0	1	1 unit	41J	
			White ▶	3SU1032-2BL60-0AA0	1	1 unit	41J	
	Momentary contact/latching, 2x45° (10:30/12/1:30 o'clock), reset from left, latching to the right		Black ▶	3SU1032-2BP10-0AA0	1	1 unit	41J	
			Red ▶	3SU1032-2BP20-0AA0	1	1 unit	41J	
			Yellow ▶	3SU1032-2BP30-0AA0	1	1 unit	41J	
			Green ▶	3SU1032-2BP40-0AA0	1	1 unit	41J	
			Blue ▶	3SU1032-2BP50-0AA0	1	1 unit	41J	
			White ▶	3SU1032-2BP60-0AA0	1	1 unit	41J	
	Latching/momentary contact, 2x45° (10:30/12/1:30 o'clock), reset from right, latching to the left		Black ▶	3SU1032-2BN10-0AA0	1	1 unit	41J	
			Red ▶	3SU1032-2BN20-0AA0	1	1 unit	41J	
			Yellow ▶	3SU1032-2BN30-0AA0	1	1 unit	41J	
			Green ▶	3SU1032-2BN40-0AA0	1	1 unit	41J	
			Blue ▶	3SU1032-2BN50-0AA0	1	1 unit	41J	
			White ▶	3SU1032-2BN60-0AA0	1	1 unit	41J	
	Rotary knob	Latching, 4x90° (3/6/9/12 o'clock)		White ▶	3SU1030-2AS60-0AA0	1	1 unit	41J

SIRIUS ACT Pushbuttons and Indicator Lights

Actuators and Indicators, 22 mm, Plastic with Metal Front Ring, Matte Actuating and Signaling Elements

Key-operated switches

Selection and ordering data

Operating principle	Make of lock	Switch position for key removal	Number of keys	SD	Article No.	Price per PU	PU (UNIT, SET, M)	PS*	PG
---------------------	--------------	---------------------------------	----------------	----	-------------	--------------	-------------------	-----	----

Key-operated switches

2 switch positions



Momentary contact, 45° (10:30/12 o'clock), reset from center to left

RONIS, SB30	O	2	▶	3SU1030-4BC01-0AA0	1	1 unit	41J
RONIS, 455	O	2	5	3SU1030-4CC01-0AA0	1	1 unit	41J
O.M.R. 73037, red	O	2	3	3SU1030-4FC01-0AA0	1	1 unit	41J
O.M.R. 73038, light blue	O	2	5	3SU1030-4GC01-0AA0	1	1 unit	41J
O.M.R. 73034, black	O	2	5	3SU1030-4HC01-0AA0	1	1 unit	41J
O.M.R. 73033, yellow	O	2	3	3SU1030-4JC01-0AA0	1	1 unit	41J
CES, SSG10	O	2	▶	3SU1030-5BC01-0AA0	1	1 unit	41J
CES, LSG1	O	2	3	3SU1030-5HC01-0AA0	1	1 unit	41J
BKS, S1	O	2	▶	3SU1030-5PC01-0AA0	1	1 unit	41J
IKON, 360012K1	O	2	3	3SU1030-5XC01-0AA0	1	1 unit	41J



Latching, 90° (10:30/1:30 o'clock)

RONIS, SB30	O	2	▶	3SU1030-4BF01-0AA0	1	1 unit	41J
	O+I	2	▶	3SU1030-4BF11-0AA0	1	1 unit	41J
	I	2	3	3SU1030-4BF21-0AA0	1	1 unit	41J
RONIS, 455	O	2	3	3SU1030-4CF01-0AA0	1	1 unit	41J
	O+I	2	5	3SU1030-4CF11-0AA0	1	1 unit	41J



O.M.R. 73037, red	O	2	3	3SU1030-4FF01-0AA0	1	1 unit	41J
	O+I	2	3	3SU1030-4FF11-0AA0	1	1 unit	41J
O.M.R. 73038, light blue	O	2	3	3SU1030-4GF01-0AA0	1	1 unit	41J
	O+I	2	3	3SU1030-4GF11-0AA0	1	1 unit	41J
O.M.R. 73034, black	O	2	3	3SU1030-4HF01-0AA0	1	1 unit	41J
	O+I	2	3	3SU1030-4HF11-0AA0	1	1 unit	41J
	I	2	5	3SU1030-4HF21-0AA0	1	1 unit	41J
O.M.R. 73033, yellow	O	2	3	3SU1030-4JF01-0AA0	1	1 unit	41J
	O+I	2	5	3SU1030-4JF11-0AA0	1	1 unit	41J



CES, SSG10	O	2	▶	3SU1030-5BF01-0AA0	1	1 unit	41J
	O+I	2	▶	3SU1030-5BF11-0AA0	1	1 unit	41J
	I	2	3	3SU1030-5BF21-0AA0	1	1 unit	41J
CES, LSG1	O	2	3	3SU1030-5HF01-0AA0	1	1 unit	41J
	O+I	2	3	3SU1030-5HF11-0AA0	1	1 unit	41J



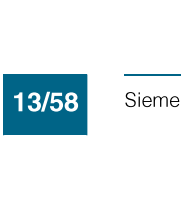


BKS, S1	O	2	3	3SU1030-5PF01-0AA0	1	1 unit	41J
	O+I	2	3	3SU1030-5PF11-0AA0	1	1 unit	41J
	I	2	5	3SU1030-5PF21-0AA0	1	1 unit	41J
BKS, E1	O	0	3	3SU1030-5QF01-0AA0	1	1 unit	41J
	O+I	0	5	3SU1030-5QF11-0AA0	1	1 unit	41J
BKS, E2	O	0	▶	3SU1030-5RF01-0AA0	1	1 unit	41J
	O+I	0	3	3SU1030-5RF11-0AA0	1	1 unit	41J
BKS, E7	O	0	▶	3SU1030-5SF01-0AA0	1	1 unit	41J
	O+I	0	▶	3SU1030-5SF11-0AA0	1	1 unit	41J
BKS, E9	O	0	3	3SU1030-5TF01-0AA0	1	1 unit	41J
	O+I	0	3	3SU1030-5TF11-0AA0	1	1 unit	41J
IKON, 360012K1	O	2	▶	3SU1030-5XF01-0AA0	1	1 unit	41J
	O+I	2	3	3SU1030-5XF11-0AA0	1	1 unit	41J

SIRIUS ACT Pushbuttons and Indicator Lights

Actuators and Indicators, 22 mm, Plastic with Metal Front Ring, Matte
Actuating and Signaling Elements

Key-operated switches

Operating principle	Make of lock	Switch position for key removal	Number of keys	SD	Article No.	Price per PU	PU (UNIT, SET, M)	PS*	PG	
Key-operated switches										
3 switch positions										
 <p>3SU1030-4BM01-0AA0</p>	Momentary contact, 2x45° (10:30/12/1:30 o'clock), reset from left + right	RONIS, SB30	O	2	3	3SU1030-4BM01-0AA0	1	1 unit	41J	
		O.M.R. 73037, red	O	2	5	3SU1030-4FM01-0AA0	1	1 unit	41J	
		O.M.R. 73034, black	O	2	5	3SU1030-4HM01-0AA0	1	1 unit	41J	
		CES, SSG10	O	2	▶	3SU1030-5BM01-0AA0	1	1 unit	41J	
		BKS, S1	O	2	3	3SU1030-5PM01-0AA0	1	1 unit	41J	
	 <p>3SU1030-4JL11-0AA0</p>	Latching, 2x45° (10:30/12/1:30 o'clock)	IKON, 360012K1	O	2	5	3SU1030-5XM01-0AA0	1	1 unit	41J
			RONIS, SB30	O	2	3	3SU1030-4BL01-0AA0	1	1 unit	41J
			I+O+II	2	▶	3SU1030-4BL11-0AA0	1	1 unit	41J	
			I	2	5	3SU1030-4BL21-0AA0	1	1 unit	41J	
			II	2	3	3SU1030-4BL31-0AA0	1	1 unit	41J	
 <p>3SU1030-5BL41-0AA0</p>	RONIS, 455	O	2	5	3SU1030-4BL41-0AA0	1	1 unit	41J		
		I+II	2	5	3SU1030-4BL51-0AA0	1	1 unit	41J		
		O+I	2	3	3SU1030-4CL01-0AA0	1	1 unit	41J		
		I+O+II	2	5	3SU1030-4CL11-0AA0	1	1 unit	41J		
		O.M.R. 73037, red	O	2	5	3SU1030-4FL01-0AA0	1	1 unit	41J	
	 <p>3SU1030-5PL01-0AA0</p>	O.M.R. 73038, light blue	O+I	2	5	3SU1030-4FL51-0AA0	1	1 unit	41J	
			O	2	5	3SU1030-4GL01-0AA0	1	1 unit	41J	
			I+O+II	2	3	3SU1030-4GL11-0AA0	1	1 unit	41J	
			O.M.R. 73034, black	O	2	5	3SU1030-4HL01-0AA0	1	1 unit	41J
			I+O+II	2	3	3SU1030-4HL11-0AA0	1	1 unit	41J	
 <p>3SU1030-5PL11-0AA0</p>	O.M.R. 73033, yellow	I+O+II	2	5	3SU1030-4JL11-0AA0	1	1 unit	41J		
		CES, SSG10	O	2	3	3SU1030-5BL01-0AA0	1	1 unit	41J	
		I+O+II	2	▶	3SU1030-5BL11-0AA0	1	1 unit	41J		
		I	2	3	3SU1030-5BL21-0AA0	1	1 unit	41J		
		II	2	3	3SU1030-5BL31-0AA0	1	1 unit	41J		
	 <p>3SU1030-5PL41-0AA0</p>	BKS, S1	I+II	2	3	3SU1030-5BL41-0AA0	1	1 unit	41J	
			O+I	2	5	3SU1030-5BL51-0AA0	1	1 unit	41J	
			O	2	5	3SU1030-5PL01-0AA0	1	1 unit	41J	
			I+O+II	2	3	3SU1030-5PL11-0AA0	1	1 unit	41J	
			I	2	3	3SU1030-5PL21-0AA0	1	1 unit	41J	
 <p>3SU1030-5PL11-0AA0</p>	BKS, E2	II	2	5	3SU1030-5PL31-0AA0	1	1 unit	41J		
		I+II	2	5	3SU1030-5PL41-0AA0	1	1 unit	41J		
		I+O+II	0	5	3SU1030-5RL11-0AA0	1	1 unit	41J		
		BKS, E9	I+O+II	0	5	3SU1030-5TL11-0AA0	1	1 unit	41J	
		<p>3SU1030-5XL01-0AA0</p>	IKON, 360012K1	O	2	5	3SU1030-5XL01-0AA0	1	1 unit	41J
I+O+II	2			5	3SU1030-5XL11-0AA0	1	1 unit	41J		

SIRIUS ACT Pushbuttons and Indicator Lights

Actuators and Indicators, 22 mm, Plastic with Metal Front Ring, Matte Actuating and Signaling Elements

Key-operated switches/ID key-operated switches

Operating principle	Make of lock	Switch position for key removal	Number of keys	SD	Article No.	Price per PU	PU (UNIT, SET, M)	PS*	PG
---------------------	--------------	---------------------------------	----------------	----	-------------	--------------	-------------------	-----	----

Key-operated switches

3 switch positions



3SU1030-4BP01-0AA0

Momentary contact/latching, 2x45° (10:30/12/1:30 o'clock), reset from left, latching to the right	RONIS, SB30	O	2	5	3SU1030-4BP01-0AA0		1	1 unit	41J
		II	2	5	3SU1030-4BP31-0AA0		1	1 unit	41J
		O+II	2	5	3SU1030-4BP61-0AA0		1	1 unit	41J
	CES, SSG10	O	2	3	3SU1030-5BP01-0AA0		1	1 unit	41J
		II	2	5	3SU1030-5BP31-0AA0		1	1 unit	41J
		O+II	2	3	3SU1030-5BP61-0AA0		1	1 unit	41J



	BKS, S1	O	2	3	3SU1030-5PP01-0AA0		1	1 unit	41J
--	---------	---	---	---	---------------------------	--	---	--------	-----

Latching/momentary contact, 2x45° (10:30/12/1:30 o'clock), reset from right, latching to the left	RONIS, SB30	O	2	5	3SU1030-4BN01-0AA0		1	1 unit	41J
		I	2	5	3SU1030-4BN21-0AA0		1	1 unit	41J
		O+I	2	5	3SU1030-4BN51-0AA0		1	1 unit	41J
	O.M.R. 73038, light blue	O	2	5	3SU1030-4GN01-0AA0		1	1 unit	41J
		O.M.R. 73034, black	I	2	5	3SU1030-4HN21-0AA0		1	1 unit



3SU1030-5BN01-0AA0

	CES, SSG10	O	2	3	3SU1030-5BN01-0AA0		1	1 unit	41J
		I	2	3	3SU1030-5BN21-0AA0		1	1 unit	41J
		O+I	2	3	3SU1030-5BN51-0AA0		1	1 unit	41J

	BKS, S1	I	2	5	3SU1030-5PN21-0AA0		1	1 unit	41J
		O+I	2	5	3SU1030-5PN51-0AA0		1	1 unit	41J
	IKON, 360012K1	O+I	2	5	3SU1030-5XN51-0AA0		1	1 unit	41J

Selection and ordering data

Operating angle	Operating principle	Switch position for key removal	Color	SD	Article No.	Price per PU	PU (UNIT, SET, M)	PS*	PG
-----------------	---------------------	---------------------------------	-------	----	-------------	--------------	-------------------	-----	----

ID key-operated switches

4 switch positions



3SU1030-4WS10-0AA0

45°	Latching	Key removal possible in all 4 positions	Black	▶	3SU1030-4WS10-0AA0		1	1 unit	41J
-----	----------	---	-------	---	---------------------------	--	---	--------	-----

ID keys, see page 13/134.



For electronic modules for ID key-operated switches, see page 13/95.

SIRIUS ACT Pushbuttons and Indicator Lights



Actuators and Indicators, 22 mm, Plastic with Metal Front Ring, Matte
Actuating and Signaling Elements

Coordinate switches/indicator lights

Selection and ordering data

Product function Locking in zero position	Number of switching positions	Operating principle	Direction of actuation	SD	Article No.	Price per PU	PU (UNIT, SET, M)	PS*	PG	
Coordinate switches										
 3SU1030-7AA10-0AA0	No	2	Momentary contact	Horizontal Vertical	▶ ▶	3SU1030-7AC10-0AA0 3SU1030-7AD10-0AA0	1 1	1 unit 1 unit	41J 41J	
			NEW	Latching	Horizontal Vertical					▶ ▶
	 3SU1030-7BA10-0AA0	4	Momentary contact	Horizontal/ Vertical	▶	3SU1030-7AF10-0AA0	1	1 unit	41J	
					NEW					Latching
		Yes	2	Momentary contact	Horizontal Vertical	▶ ▶	3SU1030-7BC10-0AA0 3SU1030-7BD10-0AA0	1 1	1 unit 1 unit	41J 41J
						NEW				
4	Momentary contact	Horizontal/ Vertical	▶	3SU1030-7BF10-0AA0	1	1 unit	41J			
			NEW					Latching	Horizontal/ Vertical	▶

Selection and ordering data

Type of product	Color	SD	Article No.	Price per PU	PU (UNIT, SET, M)	PS*	PG
Indicator lights							
 3SU1001-6AA20-0AA0	With smooth lens		Amber	3	3SU1001-6AA00-0AA0	1	1 unit 41J
			Red	▶	3SU1001-6AA20-0AA0	1	1 unit 41J
			Yellow	▶	3SU1001-6AA30-0AA0	1	1 unit 41J
			Green	▶	3SU1001-6AA40-0AA0	1	1 unit 41J
			Blue	▶	3SU1001-6AA50-0AA0	1	1 unit 41J
			White	▶	3SU1001-6AA60-0AA0	1	1 unit 41J
			Clear	▶	3SU1001-6AA70-0AA0	1	1 unit 41J
	Indicator lights in illuminated pushbutton design NEW						
 3SU1031-0AD50-0AA0		Red	3	3SU1031-0AD20-0AA0	1	1 unit 41J	
		Yellow	5	3SU1031-0AD30-0AA0	1	1 unit 41J	
		Green	3	3SU1031-0AD40-0AA0	1	1 unit 41J	
		Blue	5	3SU1031-0AD50-0AA0	1	1 unit 41J	
		Clear	3	3SU1031-0AD70-0AA0	1	1 unit 41J	

SIRIUS ACT Pushbuttons and Indicator Lights

Actuators and Indicators, 22 mm, Metal, Shiny Complete Units

Pushbuttons

Selection and ordering data

Supply voltage for light source		Color	Number of			SD	Screw terminals	⊕	PU (UNIT, SET, M)	PS*	PG
At AC	At DC		Contact modules	NO contacts	NC contacts						
V	V										
							Article No.	Price per PU			

Pushbuttons

Pushbuttons with flat button, momentary contact



3SU1150-0AB30-1BA0

--	--	Black	1	1	0	▶	3SU1150-0AB10-1BA0	1	1 unit	41J
				0	1	3	3SU1150-0AB10-1CA0	1	1 unit	41J
				1	1	▶	3SU1150-0AB10-1FA0	1	1 unit	41J
		Red	1	1	0	5	3SU1150-0AB20-1BA0	1	1 unit	41J
				0	1	▶	3SU1150-0AB20-1CA0	1	1 unit	41J
				1	1	▶	3SU1150-0AB20-1FA0	1	1 unit	41J
		Yellow	1	1	0	3	3SU1150-0AB30-1BA0	1	1 unit	41J
				1	1	5	3SU1150-0AB30-1FA0	1	1 unit	41J
		Green	1	1	0	▶	3SU1150-0AB40-1BA0	1	1 unit	41J
				1	1	▶	3SU1150-0AB40-1FA0	1	1 unit	41J
		Blue	1	1	0	3	3SU1150-0AB50-1BA0	1	1 unit	41J
				1	1	5	3SU1150-0AB50-1FA0	1	1 unit	41J
		White	1	1	0	3	3SU1150-0AB60-1BA0	1	1 unit	41J
				1	1	3	3SU1150-0AB60-1FA0	1	1 unit	41J
		Clear	1	1	0	5	3SU1150-0AB70-1BA0	1	1 unit	41J
				1	1	5	3SU1150-0AB70-1FA0	1	1 unit	41J



3SU1150-0BB20-1CA0

Pushbuttons with raised button, momentary contact

--	--	Black	1	1	0	5	3SU1150-0BB10-1BA0	1	1 unit	41J
				0	1	5	3SU1150-0BB10-1CA0	1	1 unit	41J
				1	1	5	3SU1150-0BB10-1FA0	1	1 unit	41J
		Red	1	0	1	3	3SU1150-0BB20-1CA0	1	1 unit	41J
				1	1	5	3SU1150-0BB20-1FA0	1	1 unit	41J
		Green	1	1	1	5	3SU1150-0BB40-1FA0	1	1 unit	41J
		Blue	1	1	0	5	3SU1150-0BB50-1BA0	1	1 unit	41J
				1	1	5	3SU1150-0BB50-1FA0	1	1 unit	41J



3SU1152-0AB50-1CA0

Illuminated pushbuttons with flat button, momentary contact, with integrated LED

24	24	Amber	1	1	0	5	3SU1152-0AB00-1BA0	1	1 unit	41J
				1	1	5	3SU1152-0AB00-1FA0	1	1 unit	41J
		Red	1	0	1	▶	3SU1152-0AB20-1CA0	1	1 unit	41J
				1	1	▶	3SU1152-0AB20-1FA0	1	1 unit	41J
		Yellow	1	1	0	▶	3SU1152-0AB30-1BA0	1	1 unit	41J
				1	1	3	3SU1152-0AB30-1FA0	1	1 unit	41J
		Green	1	1	0	▶	3SU1152-0AB40-1BA0	1	1 unit	41J
				1	1	▶	3SU1152-0AB40-1FA0	1	1 unit	41J
		Blue	1	1	0	▶	3SU1152-0AB50-1BA0	1	1 unit	41J
				1	1	5	3SU1152-0AB50-1FA0	1	1 unit	41J
		White	1	1	0	▶	3SU1152-0AB60-1BA0	1	1 unit	41J
				1	1	▶	3SU1152-0AB60-1FA0	1	1 unit	41J
		Clear	1	1	0	▶	3SU1152-0AB70-1BA0	1	1 unit	41J
				1	1	▶	3SU1152-0AB70-1FA0	1	1 unit	41J



3SU1153-0AB60-1CA0




110	--	Amber	1	1	0	5	3SU1153-0AB00-1BA0	1	1 unit	41J
				1	1	5	3SU1153-0AB00-1FA0	1	1 unit	41J
		Red	1	0	1	5	3SU1153-0AB20-1CA0	1	1 unit	41J
				1	1	5	3SU1153-0AB20-1FA0	1	1 unit	41J
		Yellow	1	1	0	5	3SU1153-0AB30-1BA0	1	1 unit	41J
				1	1	5	3SU1153-0AB30-1FA0	1	1 unit	41J
		Green	1	1	0	3	3SU1153-0AB40-1BA0	1	1 unit	41J
				1	1	5	3SU1153-0AB40-1FA0	1	1 unit	41J
		Blue	1	1	0	5	3SU1153-0AB50-1BA0	1	1 unit	41J
				1	1	5	3SU1153-0AB50-1FA0	1	1 unit	41J
		White	1	1	0	5	3SU1153-0AB60-1BA0	1	1 unit	41J
				1	1	5	3SU1153-0AB60-1FA0	1	1 unit	41J
		Clear	1	1	0	5	3SU1153-0AB70-1BA0	1	1 unit	41J
				1	1	5	3SU1153-0AB70-1FA0	1	1 unit	41J
230	--	Amber	1	1	0	5	3SU1156-0AB00-1BA0	1	1 unit	41J
				1	1	5	3SU1156-0AB00-1FA0	1	1 unit	41J
		Red	1	0	1	5	3SU1156-0AB20-1CA0	1	1 unit	41J
				1	1	5	3SU1156-0AB20-1FA0	1	1 unit	41J
		Yellow	1	1	0	5	3SU1156-0AB30-1BA0	1	1 unit	41J
				1	1	5	3SU1156-0AB30-1FA0	1	1 unit	41J
		Green	1	1	0	3	3SU1156-0AB40-1BA0	1	1 unit	41J
				1	1	5	3SU1156-0AB40-1FA0	1	1 unit	41J

* You can order this quantity or a multiple thereof.
Illustrations are approximate

SIRIUS ACT Pushbuttons and Indicator Lights

Actuators and Indicators, 22 mm, Metal, Shiny
Complete Units

Pushbuttons

	Supply voltage for light source		Color	Number of			SD	Screw terminals 	PU (UNIT, SET, M)	PS*	PG	
	At AC	At DC		Contact modules	NO contacts	NC contacts						
	V	V					Article No.	Price per PU				
Pushbuttons												
	230	--	Blue	1	1	0	5	3SU1156-0AB50-1BA0		1	1 unit	41J
				1	1	1	5	3SU1156-0AB50-1FA0		1	1 unit	41J
			White	1	1	0	5	3SU1156-0AB60-1BA0		1	1 unit	41J
				1	1	1	5	3SU1156-0AB60-1FA0		1	1 unit	41J
			Clear	1	1	0	5	3SU1156-0AB70-1BA0		1	1 unit	41J
				1	1	1	5	3SU1156-0AB70-1FA0		1	1 unit	41J
								Spring-type terminals 				
Pushbuttons with flat button, momentary contact												
	--	--	Black	1	1	0	▶ 5	3SU1150-0AB10-3BA0		1	1 unit	41J
				0	1	5	3SU1150-0AB10-3CA0		1	1 unit	41J	
				1	1	5	3SU1150-0AB10-3FA0		1	1 unit	41J	
			Red	1	1	0	5	3SU1150-0AB20-3CA0		1	1 unit	41J
				0	1	5	3SU1150-0AB20-3FA0		1	1 unit	41J	
			Yellow	1	1	0	5	3SU1150-0AB30-3BA0		1	1 unit	41J
				1	1	5	3SU1150-0AB30-3FA0		1	1 unit	41J	
			Green	1	1	0	5	3SU1150-0AB40-3BA0		1	1 unit	41J
				1	1	5	3SU1150-0AB40-3FA0		1	1 unit	41J	
			Blue	1	1	0	5	3SU1150-0AB50-3BA0		1	1 unit	41J
				1	1	5	3SU1150-0AB50-3FA0		1	1 unit	41J	
			White	1	1	0	5	3SU1150-0AB60-3BA0		1	1 unit	41J
1	1	5		3SU1150-0AB60-3FA0		1	1 unit	41J				
Pushbuttons with raised button, momentary contact												
	--	--	Red	1	0	1	5	3SU1150-0BB20-3CA0		1	1 unit	41J
Illuminated pushbuttons with flat button, momentary contact, with integrated LED												
	24	24	Red	1	0	1	5	3SU1152-0AB20-3CA0		1	1 unit	41J
				1	1	5	3SU1152-0AB20-3FA0		1	1 unit	41J	
			Yellow	1	1	0	5	3SU1152-0AB30-3BA0		1	1 unit	41J
				1	1	5	3SU1152-0AB30-3FA0		1	1 unit	41J	
			Green	1	1	0	5	3SU1152-0AB40-3BA0		1	1 unit	41J
				1	1	3	3SU1152-0AB40-3FA0		1	1 unit	41J	
			Blue	1	1	0	5	3SU1152-0AB50-3BA0		1	1 unit	41J
				1	1	5	3SU1152-0AB50-3FA0		1	1 unit	41J	
			White	1	1	0	3	3SU1152-0AB60-3BA0		1	1 unit	41J
				1	1	5	3SU1152-0AB60-3FA0		1	1 unit	41J	
			Clear	1	1	0	5	3SU1152-0AB70-3BA0		1	1 unit	41J
				1	1	5	3SU1152-0AB70-3FA0		1	1 unit	41J	
	110	--	Red	1	0	1	5	3SU1153-0AB20-3CA0		1	1 unit	41J
				1	1	5	3SU1153-0AB20-3FA0		1	1 unit	41J	
			Yellow	1	1	0	5	3SU1153-0AB30-3BA0		1	1 unit	41J
				1	1	5	3SU1153-0AB30-3FA0		1	1 unit	41J	
			Green	1	1	0	5	3SU1153-0AB40-3BA0		1	1 unit	41J
				1	1	5	3SU1153-0AB40-3FA0		1	1 unit	41J	
			Blue	1	1	0	5	3SU1153-0AB50-3BA0		1	1 unit	41J
				1	1	5	3SU1153-0AB50-3FA0		1	1 unit	41J	
			White	1	1	0	5	3SU1153-0AB60-3BA0		1	1 unit	41J
				1	1	5	3SU1153-0AB60-3FA0		1	1 unit	41J	
			Clear	1	1	0	5	3SU1153-0AB70-3BA0		1	1 unit	41J
				1	1	5	3SU1153-0AB70-3FA0		1	1 unit	41J	
	230	--	Red	1	0	1	5	3SU1156-0AB20-3CA0		1	1 unit	41J
				1	1	5	3SU1156-0AB20-3FA0		1	1 unit	41J	
			Yellow	1	1	0	5	3SU1156-0AB30-3BA0		1	1 unit	41J
				1	1	5	3SU1156-0AB30-3FA0		1	1 unit	41J	
			Green	1	1	0	5	3SU1156-0AB40-3BA0		1	1 unit	41J
				1	1	5	3SU1156-0AB40-3FA0		1	1 unit	41J	
			Blue	1	1	0	5	3SU1156-0AB50-3BA0		1	1 unit	41J
				1	1	5	3SU1156-0AB50-3FA0		1	1 unit	41J	
			White	1	1	0	5	3SU1156-0AB60-3BA0		1	1 unit	41J
				1	1	5	3SU1156-0AB60-3FA0		1	1 unit	41J	
			Clear	1	1	0	5	3SU1156-0AB70-3BA0		1	1 unit	41J
				1	1	5	3SU1156-0AB70-3FA0		1	1 unit	41J	

* You can order this quantity or a multiple thereof. Illustrations are approximate

SIRIUS ACT Pushbuttons and Indicator Lights

Actuators and Indicators, 22 mm, Metal, Shiny Complete Units

Mushroom pushbuttons/EMERGENCY STOP mushroom pushbuttons

Selection and ordering data

Unlatching method	Number of			SD	Screw terminals	PU (UNIT, SET, M)	PS*	PG
	Contact modules	NO contacts	NC contacts					
				d	Article No.	Price per PU		

Mushroom pushbuttons

With red mushroom, diameter 40 mm, latching



3SU1150-1BA20-1CA0

Pull to unlatch	1	0	1	▶	3SU1150-1BA20-1CA0 3SU1150-1BA20-1FA0			
		1	1	3				
					Spring-type terminals			
Pull to unlatch	1	0	1	5	3SU1150-1BA20-3CA0 3SU1150-1BA20-3FA0			
		1	1	5				

Selection and ordering data

Unlatching method	Number of			Marking	SD	Screw terminals	PU (UNIT, SET, M)	PS*	PG
	Contact modules	NO contacts	NC contacts						
					d	Article No.	Price per PU		

EMERGENCY STOP mushroom pushbuttons, tamper-proof, in accordance with ISO 13850 and IEC 60947-5-5

With red mushroom, diameter 40 mm, with positive latching



3SU1150-1HB20-1CH0

Pull to unlatch	1	0	1	EMERGENCY STOP	⊕ 5	3SU1150-1HA20-1CG0 3SU1150-1HA20-1CH0 3SU1150-1HA20-1FG0 3SU1150-1HA20-1FH0 3SU1150-1HA20-1FJ0 3SU1150-1HA20-1FF1							
	1	0	1	NOT-HALT	⊕ 5								
		1	1	EMERGENCY STOP	⊕ 5								
		1	1	NOT-HALT	⊕ 5								
		1	1	ARRET D'URGENCE	⊕ 5								
ATEX	1	1		--	⊕ 5								
Rotate to unlatch	1	0	1	EMERGENCY STOP	⊕ 3	3SU1150-1HB20-1CG0 3SU1150-1HB20-1CH0 3SU1150-1HB20-1CJ0 3SU1150-1HB20-1FG0 3SU1150-1HB20-1FH0 3SU1150-1HB20-1FJ0							
	1	0	1	NOT-HALT	⊕ ▶								
	1	0	1	ARRET D'URGENCE	⊕ 5								
		1	1	EMERGENCY STOP	⊕ 5								
		1	1	NOT-HALT	⊕ ▶								
		1	1	ARRET D'URGENCE	⊕ 5								
										Spring-type terminals			
Pull to unlatch	1	0	1	NOT-HALT	⊕ 5					3SU1150-1HA20-3CH0 3SU1150-1HA20-3FH0 3SU1150-1HA20-3PH0			
	2	0	2	NOT-HALT	⊕ 5								
	2	0	2	NOT-HALT	⊕ 5								
Rotate to unlatch	1	0	1	NOT-HALT	⊕ 5	3SU1150-1HB20-3CH0 3SU1150-1HB20-3FH0 3SU1150-1HB20-3PH0							
	2	0	2	NOT-HALT	⊕ 5								
	2	0	2	NOT-HALT	⊕ 5								

3SU1150-1HA20-3CH0

⊕ Positive opening according to IEC 60947-5-1, Annex K.
Can be used with 3SK11 safety relays or the 3RK3 Modular Safety System;
see page 11/1 onwards.
Certificate:

















SIRIUS ACT Pushbuttons and Indicator Lights


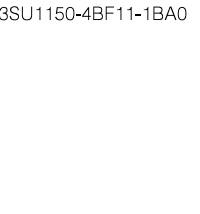


Actuators and Indicators, 22 mm, Metal, Shiny
Complete Units

Selector switches/key-operated switches

Selection and ordering data

Operating principle	Color	Number of			SD	Screw terminals 	PU (UNIT, SET, M)	PS*	PG
		Contact modules	NO contacts	NC contacts					
						Article No.	Price per PU		
Selector switches									
Short black actuator, 2 switch positions									
 3SU1150-2BF60-1BA0	Latching, 90°	White	1	1	0	▶ 3SU1150-2BF60-1BA0	1	1 unit	41J
			2	1	1	▶ 3SU1150-2BF60-1FA0	1	1 unit	41J
			2	1	1	▶ 3SU1150-2BF60-1MA0	1	1 unit	41J
Short black actuator, 3 switch positions (I - O - II)									
 3SU1150-2BM60-1A0	Momentary contact, 2x45°, reset from left + right	White	2	2	2	▶ 3SU1150-2BM60-1LA0	1	1 unit	41J
			2	2	2	▶ 3SU1150-2BM60-1NA0	1	1 unit	41J
			2	2	0				
 3SU1150-2BL60-3NA0	Latching, 2x45°	White	2	2	2	▶ 3SU1150-2BL60-1LA0	1	1 unit	41J
			2	2	0	▶ 3SU1150-2BL60-1NA0	1	1 unit	41J
			2	2	0				
						Spring-type terminals 			
Short black actuator, 2 switch positions									
 3SU1150-2BF60-3BA0	Latching, 90°	White	1	1	0	▶ 3SU1150-2BF60-3BA0	1	1 unit	41J
			2	1	1	▶ 3SU1150-2BF60-3MA0	1	1 unit	41J
			2	1	1				
Short black actuator, 3 switch positions									
 3SU1150-2BM60-3LA0	Momentary contact, 2x45°, reset from left + right	White	2	2	2	▶ 3SU1150-2BM60-3LA0	1	1 unit	41J
			2	2	2	▶ 3SU1150-2BM60-3NA0	1	1 unit	41J
			2	2	0				
 3SU1150-2BL60-3NA0	Latching, 2x45°	White	2	2	2	▶ 3SU1150-2BL60-3LA0	1	1 unit	41J
			2	2	2	▶ 3SU1150-2BL60-3NA0	1	1 unit	41J
			2	2	0				

Selection and ordering data

Operating principle	Switch position for key removal	Number of			Number of keys	SD	Screw terminals 	PU (UNIT, SET, M)	PS*	PG
		Contact modules	NO contacts	NC contacts						
						Article No.	Price per PU			
Key-operated switches										
With RONIS lock, SB30, 2 switch positions										
 3SU1150-4BF11-1BA0	Latching, 90° (10:30/1:30 o'clock)	All	1	1	0	2	▶ 3SU1150-4BF11-1BA0	1	1 unit	41J
		All	1	1	1	2	▶ 3SU1150-4BF11-1FA0	1	1 unit	41J
		All	1	1	0	2	▶ 3SU1150-4BF11-3BA0	1	1 unit	41J
						Spring-type terminals 				
	All	1	1	1	2	▶ 3SU1150-4BF11-3FA0	1	1 unit	41J	
	O	2	0	2	2	▶ 3SU1150-4BF01-3PA0	1	1 unit	41J	

SIRIUS ACT Pushbuttons and Indicator Lights

Actuators and Indicators, 22 mm, Metal, Shiny Complete Units


Coordinate switches

Selection and ordering data


Number of NO contacts (1 per direction)	Operating principle	Direction of actuation	SD	Screw terminals	⊕	PU (UNIT, SET, M)	PS*	PG
			d	Article No.		Price per PU		

Coordinate switches

Without mechanical interlock, 2 switch positions


	2	Momentary contact	Horizontal	5	3SU1150-7AC88-1NA0	1	1 unit	41J
			Vertical	5	3SU1150-7AD88-1NA0	1	1 unit	41J
	NEW	Latching	Horizontal	5	3SU1150-7AA88-1NA0	1	1 unit	41J
			Vertical	5	3SU1150-7AB88-1NA0	1	1 unit	41J

Without mechanical interlock, 4 switch positions


	4	Momentary contact	Horizontal/Vertical	3	3SU1150-7AF88-1QA0	1	1 unit	41J
			NEW	Latching	Horizontal/Vertical	5	3SU1150-7AE88-1QA0	1

3SU1150-7AF88-1QA0

With mechanical interlock, 2 switch positions

	2	Momentary contact	Horizontal	5	3SU1150-7BC88-1NA0	1	1 unit	41J
			Vertical	5	3SU1150-7BD88-1NA0	1	1 unit	41J
	NEW	Latching	Horizontal	5	3SU1150-7BA88-1NA0	1	1 unit	41J
			Vertical	5	3SU1150-7BB88-1NA0	1	1 unit	41J

With mechanical interlock, 4 switch positions

	4	Momentary contact	Horizontal/Vertical	5	3SU1150-7BF88-1QA0	1	1 unit	41J
			NEW	Latching	Horizontal/Vertical	5	3SU1150-7BE88-1QA0	1







3SU1150-7BF88-1QA0

SIRIUS ACT Pushbuttons and Indicator Lights

Actuators and Indicators, 22 mm, Metal, Shiny
Compact Units

Indicator lights

Selection and ordering data



Operational voltage at AC, rated value	Operational voltage at DC, rated value	Color		SD	Screw terminals	PU (UNIT, SET, M)	PS*	PG	
		of actuating element	of light source						
V	V			d	Article No.	Price per PU			
Indicator lights									
With smooth lens and integrated LED									
 3SU1152-6AA50-1AA0	24	24	Amber	Amber	5	3SU1152-6AA00-1AA0	1	1 unit	41J
			Red	Red	▶	3SU1152-6AA20-1AA0	1	1 unit	41J
			Yellow	Yellow	▶	3SU1152-6AA30-1AA0	1	1 unit	41J
			Green	Green	▶	3SU1152-6AA40-1AA0	1	1 unit	41J
			Blue	Blue	3	3SU1152-6AA50-1AA0	1	1 unit	41J
			White	White	▶	3SU1152-6AA60-1AA0	1	1 unit	41J
			Clear	White	5	3SU1152-6AA70-1AA0	1	1 unit	41J
 3SU1156-6AA60-1AA0	110	--	Amber	Amber	5	3SU1153-6AA00-1AA0	1	1 unit	41J
			Red	Red	▶	3SU1153-6AA20-1AA0	1	1 unit	41J
			Yellow	Yellow	3	3SU1153-6AA30-1AA0	1	1 unit	41J
			Green	Green	▶	3SU1153-6AA40-1AA0	1	1 unit	41J
			Blue	Blue	5	3SU1153-6AA50-1AA0	1	1 unit	41J
			White	White	3	3SU1153-6AA60-1AA0	1	1 unit	41J
			Clear	White	5	3SU1153-6AA70-1AA0	1	1 unit	41J
 3SU1156-6AA60-1AA0	230	--	Red	Red	▶	3SU1156-6AA20-1AA0	1	1 unit	41J
			Yellow	Yellow	3	3SU1156-6AA30-1AA0	1	1 unit	41J
			Green	Green	▶	3SU1156-6AA40-1AA0	1	1 unit	41J
			Blue	Blue	5	3SU1156-6AA50-1AA0	1	1 unit	41J
			White	White	3	3SU1156-6AA60-1AA0	1	1 unit	41J
			Clear	White	5	3SU1156-6AA70-1AA0	1	1 unit	41J
			Spring-type terminals						
 3SU1152-6AA40-3AA0	24	24	Red	Red	3	3SU1152-6AA20-3AA0	1	1 unit	41J
			Yellow	Yellow	5	3SU1152-6AA30-3AA0	1	1 unit	41J
			Green	Green	3	3SU1152-6AA40-3AA0	1	1 unit	41J
			Blue	Blue	3	3SU1152-6AA50-3AA0	1	1 unit	41J
			White	White	5	3SU1152-6AA60-3AA0	1	1 unit	41J
			Clear	White	5	3SU1152-6AA70-3AA0	1	1 unit	41J
			 3SU1156-6AA20-3AA0	110	--	Red	Red	5	3SU1153-6AA20-3AA0
Yellow	Yellow	5				3SU1153-6AA30-3AA0	1	1 unit	41J
Green	Green	5				3SU1153-6AA40-3AA0	1	1 unit	41J
Blue	Blue	5				3SU1153-6AA50-3AA0	1	1 unit	41J
White	White	5				3SU1153-6AA60-3AA0	1	1 unit	41J
Clear	White	5				3SU1153-6AA70-3AA0	1	1 unit	41J
 3SU1156-6AA20-3AA0	230	--				Red	Red	5	3SU1156-6AA20-3AA0
			Yellow	Yellow	5	3SU1156-6AA30-3AA0	1	1 unit	41J
			Green	Green	5	3SU1156-6AA40-3AA0	1	1 unit	41J
			Blue	Blue	5	3SU1156-6AA50-3AA0	1	1 unit	41J
			White	White	5	3SU1156-6AA60-3AA0	1	1 unit	41J
			Clear	White	5	3SU1156-6AA70-3AA0	1	1 unit	41J

SIRIUS ACT Pushbuttons and Indicator Lights

Actuators and Indicators, 22 mm, Metal, Shiny Compact Units



Indicator lights with "traffic light" LED/acoustic signaling devices/potentiometers

Selection and ordering data

Operational voltage		Color of actuating element	Color of light source	SD	Screw terminals 	PU (UNIT, SET, M)	PS*	PG	
at AC, rated value	at DC, rated value								
V	V			d	Article No.	Price per PU			
Indicator lights with "traffic light" LED NEW									
	6 ... 24	6 ... 24	Clear	Red/Yellow/Green	▶	3SU1251-6AG24-1AA0	1	1 unit	41J
	110	--	Clear	Red/Yellow/Green	▶	3SU1251-6AC24-1AA0	1	1 unit	41J
	230	--	Clear	Red/Yellow/Green	▶	3SU1251-6AF24-1AA0	1	1 unit	41J



3SU1251-6AG24-1AA0

Selection and ordering data

Operational voltage		Volume level	SD	Screw terminals 	PU (UNIT, SET, M)	PS*	PG	
at AC, rated value	at DC, rated value							
V	V	dB	d	Article No.	Price per PU			
Acoustic signaling devices NEW								
	24	24	90	5	3SU1250-6KB10-1AA0	1	1 unit	41J
	110	110	90	5	3SU1250-6KC10-1AA0	1	1 unit	41J
	230	230	90	5	3SU1250-6KF10-1AA0	1	1 unit	41J

3SU1250-6KB10-1AA0

Selection and ordering data

Version of actuating element	Operating principle	Adjustable resistance	SD	Screw terminals 	PU (UNIT, SET, M)	PS*	PG				
								kΩ	d	Article No.	Price per PU
Potentiometers											
	Rotary knob	Stepless	1	▶			3SU1250-2PQ10-1AA0	1	1 unit	41J	
							▶	3SU1250-2PR10-1AA0	1	1 unit	41J
							▶	3SU1250-2PS10-1AA0	1	1 unit	41J
							▶	3SU1250-2PT10-1AA0	1	1 unit	41J
							▶	3SU1250-2PU10-1AA0	1	1 unit	41J
							▶	3SU1250-2PV10-1AA0	1	1 unit	41J

3SU1250-2PQ10-1AA0

Labeling plates for potentiometers, see page 13/126.

SIRIUS ACT Pushbuttons and Indicator LightsActuators and Indicators, 22 mm, Metal, Shiny
Compact Units**Pushbuttons with extended stroke****Selection and ordering data**

Version	Color	SD	Article No.	Price per PU	PU (UNIT, SET, M)	PS*	PG
---------	-------	----	-------------	--------------	-------------------	-----	----

Pushbuttons with extended stroke

For actuating relays, can only be combined with extension plunger, no contact module or LED module required

Pushbuttons with flat button

3SU1250-0EB40-0AA0

Red	5	3SU1250-0EB20-0AA0	1	1 unit	41J
Green	5	3SU1250-0EB40-0AA0	1	1 unit	41J
Blue	7	3SU1250-0EB50-0AA0	1	1 unit	41J



3SU1250-0FB10-0AA0

Pushbuttons with raised button

Black	▶	3SU1250-0FB10-0AA0	1	1 unit	41J
-------	---	---------------------------	---	--------	-----



3SU1251-0EB20-0AA0

Pushbuttons with flat transparent button for insertion of insert labels

Red	3	3SU1251-0EB20-0AA0	1	1 unit	41J
Clear	3	3SU1251-0EB70-0AA0	1	1 unit	41J

Version	Material	Color	SD	Article No.	Price per PU	PU (UNIT, SET, M)	PS*	PG
---------	----------	-------	----	-------------	--------------	-------------------	-----	----

Accessories

3SU1900-0KG10-0AA0

Extension plungersPlastic
Gray
▶
For compensation of the distance between the pushbutton and the unlatching button of an overload relay

▶	3SU1900-0KG10-0AA0	1	1 unit	41J
---	---------------------------	---	--------	-----






SIRIUS ACT Pushbuttons and Indicator Lights

Actuators and Indicators, 22 mm, Metal, Shiny

Actuating and Signaling Elements

Pushbuttons

Selection and ordering data

Version of actuating element Front ring version	Operating principle Unlatching method	Color, marking	SD	Article No.	Price per PU	PU (UNIT, SET, M)	PS*	PG
Pushbuttons								
 3SU1050-0AB40-0AC0	Momentary contact Standard	Black	▶	3SU1050-0AB10-0AA0		1	1 unit	41J
		Black, "O"	▶	3SU1050-0AB10-0AD0		1	1 unit	41J
		Red	▶	3SU1050-0AB20-0AA0		1	1 unit	41J
		Red, "O"	▶	3SU1050-0AB20-0AD0		1	1 unit	41J
		Yellow	3	3SU1050-0AB30-0AA0		1	1 unit	41J
		Green	▶	3SU1050-0AB40-0AA0		1	1 unit	41J
		Green, "I"	▶	3SU1050-0AB40-0AC0		1	1 unit	41J
		Blue	3	3SU1050-0AB50-0AA0		1	1 unit	41J
		Blue, "R"	5	3SU1050-0AB50-0AR0		1	1 unit	41J
		White	3	3SU1050-0AB60-0AA0		1	1 unit	41J
		White, "⊕"	5	3SU1050-0AB60-0AB0		1	1 unit	41J
		White, "I"	▶	3SU1050-0AB60-0AC0		1	1 unit	41J
		Clear	3	3SU1050-0AB70-0AA0		1	1 unit	41J
		Gray	▶	3SU1050-0AB80-0AA0		1	1 unit	41J
 3SU1050-0AA30-0AA0	Latching Push to unlatch	Black	▶	3SU1050-0AA10-0AA0		1	1 unit	41J
		Red	▶	3SU1050-0AA20-0AA0		1	1 unit	41J
		Yellow	▶	3SU1050-0AA30-0AA0		1	1 unit	41J
		Green	▶	3SU1050-0AA40-0AA0		1	1 unit	41J
		Blue	▶	3SU1050-0AA50-0AA0		1	1 unit	41J
		White	▶	3SU1050-0AA60-0AA0		1	1 unit	41J
 3SU1050-0BB20-0AA0	Momentary contact Standard	Black	3	3SU1050-0BB10-0AA0		1	1 unit	41J
		Red	▶	3SU1050-0BB20-0AA0		1	1 unit	41J
		Yellow	▶	3SU1050-0BB30-0AA0		1	1 unit	41J
		Green	▶	3SU1050-0BB40-0AA0		1	1 unit	41J
		Blue	▶	3SU1050-0BB50-0AA0		1	1 unit	41J
	White	▶	3SU1050-0BB60-0AA0		1	1 unit	41J	
	Latching Push to unlatch	Red	5	3SU1050-0BA20-0AA0		1	1 unit	41J
 3SU1050-0CB50-0AA0	Momentary contact Raised	Black	5	3SU1050-0CB10-0AA0		1	1 unit	41J
		Red	5	3SU1050-0CB20-0AA0		1	1 unit	41J
		Yellow	5	3SU1050-0CB30-0AA0		1	1 unit	41J
		Green	5	3SU1050-0CB40-0AA0		1	1 unit	41J
		Blue	5	3SU1050-0CB50-0AA0		1	1 unit	41J
		White	5	3SU1050-0CB60-0AA0		1	1 unit	41J
 3SU1051-0CB40-0AA0	Momentary contact Raised NEW	Green	X	3SU1051-0CB40-0AA0		1	20 units	41J

SIRIUS ACT Pushbuttons and Indicator LightsActuators and Indicators, 22 mm, Metal, Shiny
Actuating and Signaling Elements**Pushbuttons**

Version of actuating element Front ring version	Operating principle Unlatching method	Color	SD	Article No.	Price per PU	PU (UNIT, SET, M)	PS*	PG	
Pushbuttons									
 3SU1051-0AB30-0AA0	Illuminated pushbuttons with flat button Standard	Momentary contact	Amber	5	3SU1051-0AB00-0AA0		1	1 unit	41J
		Red	▶	3SU1051-0AB20-0AA0		1	1 unit	41J	
		Yellow	3	3SU1051-0AB30-0AA0		1	1 unit	41J	
		Green	▶	3SU1051-0AB40-0AA0		1	1 unit	41J	
		Blue	3	3SU1051-0AB50-0AA0		1	1 unit	41J	
		White	▶	3SU1051-0AB60-0AA0		1	1 unit	41J	
		Clear	▶	3SU1051-0AB70-0AA0		1	1 unit	41J	
 3SU1051-0AA20-0AA0	Illuminated pushbuttons with flat button Latching Push to unlatch	Red	▶	3SU1051-0AA20-0AA0		1	1 unit	41J	
		Yellow	▶	3SU1051-0AA30-0AA0		1	1 unit	41J	
		Green	▶	3SU1051-0AA40-0AA0		1	1 unit	41J	
		Blue	▶	3SU1051-0AA50-0AA0		1	1 unit	41J	
		White	▶	3SU1051-0AA60-0AA0		1	1 unit	41J	
		Clear	5	3SU1051-0AA70-0AA0		1	1 unit	41J	
		 3SU1051-0BB20-0AA0	Illuminated pushbuttons with raised button Standard	Momentary contact	Amber	5	3SU1051-0BB00-0AA0		1
Red	▶			3SU1051-0BB20-0AA0		1	1 unit	41J	
Yellow	▶			3SU1051-0BB30-0AA0		1	1 unit	41J	
Green	▶			3SU1051-0BB40-0AA0		1	1 unit	41J	
Blue	▶			3SU1051-0BB50-0AA0		1	1 unit	41J	
White	5			3SU1051-0BB60-0AA0		1	1 unit	41J	
Clear	3			3SU1051-0BB70-0AA0		1	1 unit	41J	





SIRIUS ACT Pushbuttons and Indicator Lights

Actuators and Indicators, 22 mm, Metal, Shiny

Actuating and Signaling Elements

Twin pushbuttons

Selection and ordering data

Version of actuating element	Operating principle	Color	Marking Symbol No.	SD	Article No.	Price per PU	PU (UNIT, SET, M)	PS*	PG	
Twin pushbuttons										
	Twin pushbuttons flat, flat	Momen- tary contact	Green/Red	--	3	3SU1050-3AB42-0AA0		1	1 unit	41J
			White/Black	"I"/"O"	3	3SU1050-3AB42-0AK0		1	1 unit	41J
			White/Black	--	3	3SU1050-3AB61-0AA0		1	1 unit	41J
			White/Black	"I"/"O"	3	3SU1050-3AB61-0AK0		1	1 unit	41J
			White/White	--	3	3SU1050-3AB66-0AA0		1	1 unit	41J
			--"/"+	5	3SU1050-3AB66-0AL0		1	1 unit	41J	
			Arrows, hor.	5	3SU1050-3AB66-0AM0		1	1 unit	41J	
Black/Black	--	3	3SU1050-3AB11-0AA0		1	1 unit	41J			
			⊙	5	3SU1050-3AB11-0AQ0		1	1 unit	41J	
			⊙							
			5264/5265 (IEC 60417)							
	Twin pushbuttons flat, raised	Momen- tary contact	Green/Red	--	3	3SU1050-3BB42-0AA0		1	1 unit	41J
			White/Black	"I"/"O"	3	3SU1050-3BB42-0AK0		1	1 unit	41J
			White/Black	--	3	3SU1050-3BB61-0AA0		1	1 unit	41J
			"I"/"O"	5	3SU1050-3BB61-0AK0		1	1 unit	41J	
	Twin pushbuttons flat, flat, illuminated	Momen- tary contact	Green/Red	--	▶	3SU1051-3AB42-0AA0		1	1 unit	41J
			White/Black	"I"/"O"	▶	3SU1051-3AB42-0AK0		1	1 unit	41J
			White/Black	Arrows, vert.	5	3SU1051-3AB42-0AN0		1	1 unit	41J
			White/Black	--	▶	3SU1051-3AB61-0AA0		1	1 unit	41J
			White/Black	"I"/"O"	3	3SU1051-3AB61-0AK0		1	1 unit	41J
	Twin pushbuttons flat, raised, illuminated	Momen- tary contact	Green/Red	--	▶	3SU1051-3BB42-0AA0		1	1 unit	41J
			White/Black	"I"/"O"	▶	3SU1051-3BB42-0AK0		1	1 unit	41J
			White/Black	--	3	3SU1051-3BB61-0AA0		1	1 unit	41J
			White/Black	"I"/"O"	3	3SU1051-3BB61-0AK0		1	1 unit	41J
			White/Black	"I"/"O"	5	3SU1051-3BB61-0AK0		1	1 unit	41J

SIRIUS ACT Pushbuttons and Indicator Lights

Actuators and Indicators, 22 mm, Metal, Shiny
Actuating and Signaling Elements

Mushroom pushbuttons

Selection and ordering data










Version of actuating element	Operating principle Unlatching method	Color	SD	Article No.	Price per PU	PU (UNIT, SET, M)	PS*	PG	
Mushroom pushbuttons									
2 switch positions									
	Mushroom pushbuttons 30 mm diameter, 2 positions	Momentary contact	Black	▶	3SU1050-1AD10-0AA0		1	1 unit	41J
			Red	▶	3SU1050-1AD20-0AA0		1	1 unit	41J
			Yellow	▶	3SU1050-1AD30-0AA0		1	1 unit	41J
			Green	▶	3SU1050-1AD40-0AA0		1	1 unit	41J
	Latching	Black	▶	3SU1050-1AA10-0AA0		1	1 unit	41J	
	Pull to unlatch	Red	▶	3SU1050-1AA20-0AA0		1	1 unit	41J	
3SU1050-1AD20-0AA0									
	Mushroom pushbuttons 40 mm diameter, 2 positions	Momentary contact	Black	3	3SU1050-1BD10-0AA0		1	1 unit	41J
			Red	5	3SU1050-1BD20-0AA0		1	1 unit	41J
			Yellow	5	3SU1050-1BD30-0AA0		1	1 unit	41J
			Green	5	3SU1050-1BD40-0AA0		1	1 unit	41J
	Latching	Black	3	3SU1050-1BA10-0AA0		1	1 unit	41J	
	Pull to unlatch	Red	3	3SU1050-1BA20-0AA0		1	1 unit	41J	
		Yellow	5	3SU1050-1BA30-0AA0		1	1 unit	41J	
3SU1050-1BD30-0AA0									
	Mushroom pushbuttons 60 mm diameter, 2 positions	Momentary contact	Black	5	3SU1050-1CD10-0AA0		1	1 unit	41J
			Red	5	3SU1050-1CD20-0AA0		1	1 unit	41J
			Yellow	5	3SU1050-1CD30-0AA0		1	1 unit	41J
			Green	5	3SU1050-1CD40-0AA0		1	1 unit	41J
	Latching	Black	5	3SU1050-1CA10-0AA0		1	1 unit	41J	
	Pull to unlatch	Red	5	3SU1050-1CA20-0AA0		1	1 unit	41J	
3SU1050-1CD40-0AA0									
	Mushroom pushbuttons 30 mm diameter, 2 positions, illuminated	Momentary contact	Yellow	5	3SU1051-1AD30-0AA0		1	1 unit	41J
			Green	5	3SU1051-1AD40-0AA0		1	1 unit	41J
			White	5	3SU1051-1AD60-0AA0		1	1 unit	41J
	Latching	Amber	5	3SU1051-1AA00-0AA0		1	1 unit	41J	
		Red	5	3SU1051-1AA20-0AA0		1	1 unit	41J	
		Yellow	5	3SU1051-1AA30-0AA0		1	1 unit	41J	
		Green	5	3SU1051-1AA40-0AA0		1	1 unit	41J	
		Blue	5	3SU1051-1AA50-0AA0		1	1 unit	41J	
		Clear	5	3SU1051-1AA70-0AA0		1	1 unit	41J	
	3SU1051-1AD60-0AA0								
	Mushroom pushbuttons 40 mm diameter, 2 positions, illuminated	Momentary contact	Amber	5	3SU1051-1BD00-0AA0		1	1 unit	41J
			Yellow	5	3SU1051-1BD30-0AA0		1	1 unit	41J
			Green	5	3SU1051-1BD40-0AA0		1	1 unit	41J
			White	5	3SU1051-1BD60-0AA0		1	1 unit	41J
	Latching	Amber	5	3SU1051-1BA00-0AA0		1	1 unit	41J	
		Red	3	3SU1051-1BA20-0AA0		1	1 unit	41J	
		Yellow	5	3SU1051-1BA30-0AA0		1	1 unit	41J	
		Green	5	3SU1051-1BA40-0AA0		1	1 unit	41J	
		Blue	5	3SU1051-1BA50-0AA0		1	1 unit	41J	
		Clear	5	3SU1051-1BA70-0AA0		1	1 unit	41J	
3SU1051-1BD40-0AA0									
	Mushroom pushbuttons 60 mm diameter, 2 positions, illuminated	Momentary contact	Amber	5	3SU1051-1CD00-0AA0		1	1 unit	41J
			Yellow	5	3SU1051-1CD30-0AA0		1	1 unit	41J
			Green	5	3SU1051-1CD40-0AA0		1	1 unit	41J
			White	5	3SU1051-1CD60-0AA0		1	1 unit	41J
	Latching	Red	5	3SU1051-1CA20-0AA0		1	1 unit	41J	
		Yellow	5	3SU1051-1CA30-0AA0		1	1 unit	41J	
		Green	5	3SU1051-1CA40-0AA0		1	1 unit	41J	
		Blue	5	3SU1051-1CA50-0AA0		1	1 unit	41J	
		Clear	5	3SU1051-1CA70-0AA0		1	1 unit	41J	
	3SU1051-1CA50-0AA0								

SIRIUS ACT Pushbuttons and Indicator Lights

Actuators and Indicators, 22 mm, Metal, Shiny

Actuating and Signaling Elements



Mushroom pushbuttons/EMERGENCY STOP mushroom pushbuttons

Version of actuating element	Operating principle Unlatching method	Color	SD	Article No.	Price per PU	PU (UNIT, SET, M)	PS*	PG
Mushroom pushbuttons								
2 switch positions								
	Latching Rotate to unlatch	Black	5	3SU1050-1HB10-0AA0		1	1 unit	41J
		Yellow	5	3SU1050-1HB30-0AA0		1	1 unit	41J
3 switch positions								
	Momentary contact 	Black	5	3SU1050-1ED10-0AA0		1	1 unit	41J
		Red	5	3SU1050-1ED20-0AA0		1	1 unit	41J
	Latching  Pull to unlatch	Black	5	3SU1050-1EA10-0AA0		1	1 unit	41J
		Red	5	3SU1050-1EA20-0AA0		1	1 unit	41J
	Momentary contact 	Red	5	3SU1051-1ED20-0AA0		1	1 unit	41J
		White	5	3SU1051-1ED60-0AA0		1	1 unit	41J
	Latching  Pull to unlatch	Red	5	3SU1051-1EA20-0AA0		1	1 unit	41J
		Green	5	3SU1051-1EA40-0AA0		1	1 unit	41J







Selection and ordering data

Version of actuating element	Outer diameter of mushroom	Make of lock	Color	SD	Article No.	Price per PU	PU (UNIT, SET, M)	PS*	PG
------------------------------	----------------------------	--------------	-------	----	-------------	--------------	-------------------	-----	----

EMERGENCY STOP mushroom pushbuttons, in accordance with ISO 13850 and IEC 60947-5-5

With pull-to-unlatch mechanism										
	Tamper-proof, 2 positions	40	--	Red	3	3SU1050-1HA20-0AA0		1	1 unit	41J
With rotate-to-unlatch mechanism										
	Tamper-proof, 2 positions	33,8	--	Red	3	3SU1050-1GB20-0AA0		1	1 unit	41J

SIRIUS ACT Pushbuttons and Indicator LightsActuators and Indicators, 22 mm, Metal, Shiny
Actuating and Signaling Elements**EMERGENCY STOP mushroom pushbuttons**

Version of actuating element	Outer diameter of mushroom	Make of lock	Color	Number of keys	SD	Article No.	Price per PU	PU (UNIT, SET, M)	PS*	PG
EMERGENCY STOP mushroom pushbuttons, in accordance with ISO 13850 and IEC 60947-5-5										
With rotate-to-unlatch mechanism										
	Tamper-proof, 40 2 positions	--	Red		▶	3SU1050-1HB20-0AA0		1	1 unit	41J
3SU1050-1HB20-0AA0	60	--	Red	5		3SU1050-1JB20-0AA0		1	1 unit	41J
										
3SU1050-1JB20-0AA0										
With rotate-to-unlatch mechanism, can be illuminated										
	Tamper-proof, 33.8 2 positions 40 60	--	Red		▶	3SU1051-1GB20-0AA0		1	1 unit	41J
					▶	3SU1051-1HB20-0AA0		1	1 unit	41J
					▶	3SU1051-1JB20-0AA0		1	1 unit	41J
3SU1051-1HB20-0AA0										
With key-operated release										
	Tamper-proof, 40 2 positions	RONIS SB30	Red	2	3	3SU1050-1HF20-0AA0		1	1 unit	41J
		RONIS 455		2	5	3SU1050-1HG20-0AA0		1	1 unit	41J
		RONIS 421		2	5	3SU1050-1HH20-0AA0		1	1 unit	41J
3SU1050-1HF20-0AA0										
		BKS S1	Red	2	5	3SU1050-1HK20-0AA0		1	1 unit	41J
		BKS E7		0	5	3SU1050-1HM20-0AA0		1	1 unit	41J
		BKS E9		0	5	3SU1050-1HN20-0AA0		1	1 unit	41J
		O.M.R. 73037		2	5	3SU1050-1HQ20-0AA0		1	1 unit	41J
3SU1050-1HQ20-0AA0										
		CES SSG10	Red	2	3	3SU1050-1HR20-0AA0		1	1 unit	41J
		CES SSP9		2	5	3SU1050-1HS20-0AA0		1	1 unit	41J
		CES VL5	Black	2	5	3SU1050-1HU10-0AA0		1	1 unit	41J
			Red	2	5	3SU1050-1HU20-0AA0		1	1 unit	41J
		CES VL1		2	5	3SU1050-1HV20-0AA0		1	1 unit	41J
3SU1050-1HR20-0AA0										
		IKON 360012K1		2	5	3SU1050-1HX20-0AA0		1	1 unit	41J


SIRIUS ACT Pushbuttons and Indicator Lights

Actuators and Indicators, 22 mm, Metal, Shiny

Actuating and Signaling Elements









Toggle switches/selector switches

Selection and ordering data

	Number of switching positions	Number of command points	Color of actuating element	Operating principle of the actuating element	SD	Article No.	Price per PU	PU (UNIT, SET, M)	PS*	PG
Toggle switches										
	2	1	Black	Latching	5	3SU1050-3EA10-0AA0		1	1 unit	41J
				Momentary contact, reset from above	5	3SU1050-3EC10-0AA0		1	1 unit	41J

3SU1050-3EA10-0AA0

Selection and ordering data

	Version of actuating element	Operating principle	Color	SD	Article No.	Price per PU	PU (UNIT, SET, M)	PS*	PG	
Selector switches										
2 switch positions, can be illuminated										
	Selector, short black actuator	Momentary contact, 45° (10:30/12 o'clock), reset from center to left 	Black	3	3SU1052-2BC10-0AA0		1	1 unit	41J	
			Red	▶	3SU1052-2BC20-0AA0		1	1 unit	41J	
			Yellow	▶	3SU1052-2BC30-0AA0		1	1 unit	41J	
			Green	▶	3SU1052-2BC40-0AA0		1	1 unit	41J	
			Blue	▶	3SU1052-2BC50-0AA0		1	1 unit	41J	
			White	3	3SU1052-2BC60-0AA0		1	1 unit	41J	
	Latching, 90° (10:30/1:30 o'clock) 	Amber	5	3SU1052-2BF00-0AA0		1	1 unit	41J		
		Black	▶	3SU1052-2BF10-0AA0		1	1 unit	41J		
		Red	3	3SU1052-2BF20-0AA0		1	1 unit	41J		
		Green	3	3SU1052-2BF40-0AA0		1	1 unit	41J		
		White	▶	3SU1052-2BF60-0AA0		1	1 unit	41J		
	Selector, long black actuator	Momentary contact, 45° (10:30/12 o'clock), reset from center to left 	Black	5	3SU1052-2CC10-0AA0		1	1 unit	41J	
			Yellow	5	3SU1052-2CC30-0AA0		1	1 unit	41J	
			Green	5	3SU1052-2CC40-0AA0		1	1 unit	41J	
			Blue	5	3SU1052-2CC50-0AA0		1	1 unit	41J	
			White	5	3SU1052-2CC60-0AA0		1	1 unit	41J	
	Latching, 90° (10:30/1:30 o'clock) 	Black	5	3SU1052-2CF10-0AA0		1	1 unit	41J		
		Red	5	3SU1052-2CF20-0AA0		1	1 unit	41J		
		Yellow	5	3SU1052-2CF30-0AA0		1	1 unit	41J		
		Green	5	3SU1052-2CF40-0AA0		1	1 unit	41J		
		Blue	5	3SU1052-2CF50-0AA0		1	1 unit	41J		
		White	5	3SU1052-2CF60-0AA0		1	1 unit	41J		

3SU1052-2BC20-0AA0

3SU1052-2BF40-0AA0

3SU1052-2CF60-0AA0

SIRIUS ACT Pushbuttons and Indicator LightsActuators and Indicators, 22 mm, Metal, Shiny
Actuating and Signaling Elements**Selector switches**

Version of actuating element	Operating principle	Color	SD	Article No.	Price per PU	PU (UNIT, SET, M)	PS*	PG
Selector switches								
3 switch positions, can be illuminated								
 3SU1052-2BM50-0AA0	Selector, short black actuator Momentary contact, 2x45° (10:30/12/1:30 o'clock), reset from left + right 	Amber	5	3SU1052-2BM00-0AA0		1	1 unit	41J
		Black	▶	3SU1052-2BM10-0AA0		1	1 unit	41J
		Red	▶	3SU1052-2BM20-0AA0		1	1 unit	41J
		Yellow	▶	3SU1052-2BM30-0AA0		1	1 unit	41J
		Green	▶	3SU1052-2BM40-0AA0		1	1 unit	41J
 3SU1052-2BL30-0AA0	Latching, 2x45° (10:30/12/1:30 o'clock) 	Black	▶	3SU1052-2BL10-0AA0		1	1 unit	41J
		Red	▶	3SU1052-2BL20-0AA0		1	1 unit	41J
		Yellow	▶	3SU1052-2BL30-0AA0		1	1 unit	41J
		Green	▶	3SU1052-2BL40-0AA0		1	1 unit	41J
		White	▶	3SU1052-2BL60-0AA0		1	1 unit	41J
 3SU1052-2BP10-0AA0	Momentary contact/latching, 2x45° (10:30/12/1:30 o'clock), reset from left, latching to the right 	Black	5	3SU1052-2BP10-0AA0		1	1 unit	41J
		White	5	3SU1052-2BP60-0AA0		1	1 unit	41J
 3SU1052-2BN20-0AA0	Latching/momentary contact, 2x45° (10:30/12/1:30 o'clock), reset from right, latching to the left 	Black	3	3SU1052-2BN10-0AA0		1	1 unit	41J
		Red	▶	3SU1052-2BN20-0AA0		1	1 unit	41J
		Green	▶	3SU1052-2BN40-0AA0		1	1 unit	41J
		White	3	3SU1052-2BN60-0AA0		1	1 unit	41J
 3SU1052-2CM10-0AA0	Selector, long black actuator Momentary contact, 2x45° (10:30/12/1:30 o'clock), reset from left + right 	Black	3	3SU1052-2CM10-0AA0		1	1 unit	41J
		Red	5	3SU1052-2CM20-0AA0		1	1 unit	41J
		Green	5	3SU1052-2CM40-0AA0		1	1 unit	41J
		White	3	3SU1052-2CM60-0AA0		1	1 unit	41J
		 3SU1052-2CL40-0AA0	Latching, 2x45° (10:30/12/1:30 o'clock) 	Black	5	3SU1052-2CL10-0AA0		1
Red	5			3SU1052-2CL20-0AA0		1	1 unit	41J
Green	5			3SU1052-2CL40-0AA0		1	1 unit	41J
White	5			3SU1052-2CL60-0AA0		1	1 unit	41J
 3SU1052-2CP10-0AA0	Momentary contact/latching, 2x45° (10:30/12/1:30 o'clock), reset from left, latching to the right 	Black	5	3SU1052-2CP10-0AA0		1	1 unit	41J
		Red	5	3SU1052-2CP20-0AA0		1	1 unit	41J
		White	5	3SU1052-2CP60-0AA0		1	1 unit	41J
 3SU1052-2CN10-0AA0	Latching/momentary contact, 2x45° (10:30/12/1:30 o'clock), reset from right, latching to the left 	Black	5	3SU1052-2CN10-0AA0		1	1 unit	41J
		Red	5	3SU1052-2CN20-0AA0		1	1 unit	41J
		White	5	3SU1052-2CN60-0AA0		1	1 unit	41J
4 switch positions								
 3SU1050-2AS60-0AA0	Rotary knob Latching, 4x90° (3/6/9/12 o'clock) 	White	3	3SU1050-2AS60-0AA0		1	1 unit	41J

* You can order this quantity or a multiple thereof.
Illustrations are approximate

SIRIUS ACT Pushbuttons and Indicator Lights

Actuators and Indicators, 22 mm, Metal, Shiny

Actuating and Signaling Elements

Key-operated switches

Selection and ordering data

Operating principle	Make of lock	Switch position for key removal	Number of keys	SD	Article No.	Price per PU	PU (UNIT, SET, M)	PS*	PG
---------------------	--------------	---------------------------------	----------------	----	-------------	--------------	-------------------	-----	----

Key-operated switches

2 switch positions



Momentary contact, 45° (10:30/12 o'clock), reset from center to left



	RONIS, SB30	O	2	3	3SU1050-4BC01-0AA0		1	1 unit	41J
	RONIS, 455	O	2	5	3SU1050-4CC01-0AA0		1	1 unit	41J
	O.M.R. 73037, red	O	2	5	3SU1050-4FC01-0AA0		1	1 unit	41J
	O.M.R. 73038, light blue	O	2	5	3SU1050-4GC01-0AA0		1	1 unit	41J
	O.M.R. 73034, black	O	2	5	3SU1050-4HC01-0AA0		1	1 unit	41J
	O.M.R. 73033, yellow	O	2	5	3SU1050-4JC01-0AA0		1	1 unit	41J
	CES, SSG10	O	2	3	3SU1050-5BC01-0AA0		1	1 unit	41J
	CES, LSG1	O	2	5	3SU1050-5HC01-0AA0		1	1 unit	41J
	CES, VL5	O	2	5	3SU1050-5KC01-0AA0		1	1 unit	41J
	CES, STGH10	O	2	5	3SU1050-5LC01-0AA0		1	1 unit	41J
	BKS, S1	O	2	5	3SU1050-5PC01-0AA0		1	1 unit	41J
	IKON, 360012K1	O	2	5	3SU1050-5XC01-0AA0		1	1 unit	41J
	RONIS, SB30	O	2	3	3SU1050-4BF01-0AA0		1	1 unit	41J
		O+I	2	3	3SU1050-4BF11-0AA0		1	1 unit	41J
		I	2	5	3SU1050-4BF21-0AA0		1	1 unit	41J
	RONIS, 455	O	2	5	3SU1050-4CF01-0AA0		1	1 unit	41J
		O+I	2	5	3SU1050-4CF11-0AA0		1	1 unit	41J
		I	2	5	3SU1050-4CF21-0AA0		1	1 unit	41J
	RONIS, 421	O+I	2	5	3SU1050-4DF11-0AA0		1	1 unit	41J
	O.M.R. 73037, red	O	2	5	3SU1050-4FF01-0AA0		1	1 unit	41J
		O+I	2	5	3SU1050-4FF11-0AA0		1	1 unit	41J
		I	2	5	3SU1050-4FF21-0AA0		1	1 unit	41J
	O.M.R. 73038, light blue	O	2	5	3SU1050-4GF01-0AA0		1	1 unit	41J
		O+I	2	5	3SU1050-4GF11-0AA0		1	1 unit	41J
		I	2	5	3SU1050-4GF21-0AA0		1	1 unit	41J
	O.M.R. 73034, black	O	2	5	3SU1050-4HF01-0AA0		1	1 unit	41J
		O+I	2	5	3SU1050-4HF11-0AA0		1	1 unit	41J
		I	2	5	3SU1050-4HF21-0AA0		1	1 unit	41J
	O.M.R. 73033, yellow	O	2	5	3SU1050-4JF01-0AA0		1	1 unit	41J
		O+I	2	5	3SU1050-4JF11-0AA0		1	1 unit	41J
		I	2	5	3SU1050-4JF21-0AA0		1	1 unit	41J
	CES, SSG10	O	2	3	3SU1050-5BF01-0AA0		1	1 unit	41J
		O+I	2	3	3SU1050-5BF11-0AA0		1	1 unit	41J
		I	2	5	3SU1050-5BF21-0AA0		1	1 unit	41J
	CES, LSG1	O	2	5	3SU1050-5HF01-0AA0		1	1 unit	41J
		O+I	2	5	3SU1050-5HF11-0AA0		1	1 unit	41J
	CES, VL5	O	2	5	3SU1050-5KF01-0AA0		1	1 unit	41J
	CES, STGH10	O+I	2	5	3SU1050-5LF11-0AA0		1	1 unit	41J
	BKS, S1	O	2	5	3SU1050-5PF01-0AA0		1	1 unit	41J
		O+I	2	5	3SU1050-5PF11-0AA0		1	1 unit	41J
		I	2	5	3SU1050-5PF21-0AA0		1	1 unit	41J
	BKS, E1	O	0	5	3SU1050-5QF01-0AA0		1	1 unit	41J
		O+I	0	5	3SU1050-5QF11-0AA0		1	1 unit	41J
	BKS, E2	O	0	3	3SU1050-5RF01-0AA0		1	1 unit	41J
		O+I	0	5	3SU1050-5RF11-0AA0		1	1 unit	41J
	BKS, E7	O	0	5	3SU1050-5SF01-0AA0		1	1 unit	41J
		O+I	0	5	3SU1050-5SF11-0AA0		1	1 unit	41J
	BKS, E9	O	0	5	3SU1050-5TF01-0AA0		1	1 unit	41J
		O+I	0	5	3SU1050-5TF11-0AA0		1	1 unit	41J
	IKON, 360012K1	O	2	5	3SU1050-5XF01-0AA0		1	1 unit	41J
		O+I	2	5	3SU1050-5XF11-0AA0		1	1 unit	41J



Latching, 90° (10:30/1:30 o'clock)



SIRIUS ACT Pushbuttons and Indicator LightsActuators and Indicators, 22 mm, Metal, Shiny
Actuating and Signaling Elements**Key-operated switches**

Operating principle	Make of lock	Switch position for key removal	Number of keys	SD	Article No.	Price per PU	PU (UNIT, SET, M)	PS*	PG
---------------------	--------------	---------------------------------	----------------	----	-------------	--------------	-------------------	-----	----

Key-operated switches**3 switch positions**

Momentary contact, 2x45° (10:30/12/1:30 o'clock), reset from left + right



RONIS, SB30	O	2	5	3SU1050-4BM01-0AA0	1	1 unit	41J
RONIS, 455	O	2	5	3SU1050-4CM01-0AA0	1	1 unit	41J
O.M.R. 73034, black	O	2	5	3SU1050-4HM01-0AA0	1	1 unit	41J
CES, SSG10	O	2	5	3SU1050-5BM01-0AA0	1	1 unit	41J
CES, STGH10	O	2	5	3SU1050-5LM01-0AA0	1	1 unit	41J
BKS, S1	O	2	5	3SU1050-5PM01-0AA0	1	1 unit	41J
IKON, 360012K1	O	2	5	3SU1050-5XM01-0AA0	1	1 unit	41J



Latching, 2x45° (10:30/12/1:30 o'clock)



RONIS, SB30	O	2	5	3SU1050-4BL01-0AA0	1	1 unit	41J
	I+O+II	2	3	3SU1050-4BL11-0AA0	1	1 unit	41J
	I	2	5	3SU1050-4BL21-0AA0	1	1 unit	41J
	II	2	5	3SU1050-4BL31-0AA0	1	1 unit	41J
	I+II	2	5	3SU1050-4BL41-0AA0	1	1 unit	41J
	O+I	2	5	3SU1050-4BL51-0AA0	1	1 unit	41J
RONIS, 455	O	2	5	3SU1050-4CL01-0AA0	1	1 unit	41J
	I+O+II	2	5	3SU1050-4CL11-0AA0	1	1 unit	41J
RONIS, 421	O	2	5	3SU1050-4DL11-0AA0	1	1 unit	41J
O.M.R. 73037, red	I+O+II	2	5	3SU1050-4FL11-0AA0	1	1 unit	41J
O.M.R. 73038, light blue	O	2	5	3SU1050-4GL01-0AA0	1	1 unit	41J
	I+O+III	2	5	3SU1050-4GL11-0AA0	1	1 unit	41J
O.M.R. 73034, black	O	2	5	3SU1050-4HL01-0AA0	1	1 unit	41J
	I+O+II	2	5	3SU1050-4HL11-0AA0	1	1 unit	41J



Momentary contact/latching, 2x45° (10:30/12/1:30 o'clock), reset from left, latching to the right



CES, SSG10	O	2	5	3SU1050-5BL01-0AA0	1	1 unit	41J
	I+O+II	2	3	3SU1050-5BL11-0AA0	1	1 unit	41J
	I	2	5	3SU1050-5BL21-0AA0	1	1 unit	41J
	II	2	5	3SU1050-5BL31-0AA0	1	1 unit	41J
	I+II	2	5	3SU1050-5BL41-0AA0	1	1 unit	41J



Momentary contact/latching, 2x45° (10:30/12/1:30 o'clock), reset from left, latching to the right



BKS, S1	O	2	5	3SU1050-5PL01-0AA0	1	1 unit	41J
	I+O+II	2	5	3SU1050-5PL11-0AA0	1	1 unit	41J
	I	2	5	3SU1050-5PL21-0AA0	1	1 unit	41J
	I+II	2	5	3SU1050-5PL41-0AA0	1	1 unit	41J
IKON, 360012K1	O	2	5	3SU1050-5XL01-0AA0	1	1 unit	41J
	I+O+II	2	5	3SU1050-5XL11-0AA0	1	1 unit	41J
RONIS, SB30	O	2	5	3SU1050-4BP01-0AA0	1	1 unit	41J
	O+II	2	5	3SU1050-4BP61-0AA0	1	1 unit	41J
O.M.R. 73034, black	II	2	5	3SU1050-4HP31-0AA0	1	1 unit	41J
O.M.R. 73033, yellow	II	2	5	3SU1050-4JP31-0AA0	1	1 unit	41J
CES, SSG10	O	2	5	3SU1050-5BP01-0AA0	1	1 unit	41J
	II	2	5	3SU1050-5BP31-0AA0	1	1 unit	41J
	O+II	2	5	3SU1050-5BP61-0AA0	1	1 unit	41J
BKS, S1	O	2	5	3SU1050-5PP01-0AA0	1	1 unit	41J

Latching/momentary contact, 2x45° (10:30/12/1:30 o'clock), reset from right, latching to the left



RONIS, SB30	O	2	5	3SU1050-4BN01-0AA0	1	1 unit	41J
	I	2	5	3SU1050-4BN21-0AA0	1	1 unit	41J
	O+IO+I	2	5	3SU1050-4BN51-0AA0	1	1 unit	41J
CES, SSG10	O	2	5	3SU1050-5BN01-0AA0	1	1 unit	41J
	I	2	5	3SU1050-5BN21-0AA0	1	1 unit	41J
	O+I	2	5	3SU1050-5BN51-0AA0	1	1 unit	41J
CES, STGH10	O+I	2	5	3SU1050-5LN51-0AA0	1	1 unit	41J
BKS, S1	O	2	5	3SU1050-5PN01-0AA0	1	1 unit	41J
	I	2	5	3SU1050-5PN21-0AA0	1	1 unit	41J
	O+I	2	5	3SU1050-5PN51-0AA0	1	1 unit	41J

SIRIUS ACT Pushbuttons and Indicator Lights

Actuators and Indicators, 22 mm, Metal, Shiny

Actuating and Signaling Elements

Coordinate switches/indicator lights

Selection and ordering data

Number of NO contacts (1 per direction)	Operating principle	Direction of actuation	SD	Screw terminals	⊕	PU (UNIT, SET, M)	PS*	PG
				Article No.	Price per PU			

Coordinate switches

Without mechanical interlock, 2 switch positions

2	Momentary contact	Horizontal	▶	3SU1050-7AC88-0AA0	1	1 unit	41J
		Vertical	▶	3SU1050-7AD88-0AA0	1	1 unit	41J
NEW	Latching	Horizontal	▶	3SU1050-7AA88-0AA0	1	1 unit	41J
		Vertical	▶	3SU1050-7AB88-0AA0	1	1 unit	41J

Without mechanical interlock, 4 switch positions

4	Momentary contact	Horizontal/Vertical	3	3SU1150-7AF88-0AA0	1	1 unit	41J
		Latching	Horizontal/Vertical	5	3SU1150-7AE88-0AA0	1	1 unit

With mechanical interlock, 2 switch positions

2	Momentary contact	Horizontal	▶	3SU1050-7BC88-0AA0	1	1 unit	41J
		Vertical	▶	3SU1050-7BD88-0AA0	1	1 unit	41J
NEW	Latching	Horizontal	▶	3SU1050-7BA88-0AA0	1	1 unit	41J
		Vertical	▶	3SU1050-7BB88-0AA0	1	1 unit	41J

With mechanical interlock, 4 switch positions

4	Momentary contact	Horizontal/Vertical	▶	3SU1050-7BF88-0AA0	1	1 unit	41J
		Latching	Horizontal/Vertical	▶	3SU1050-7BE88-0AA0	1	1 unit



3SU1050-7AC88-0AA0



3SU1050-7BC88-0AA0

Selection and ordering data

Type of product	Color	SD	Article No.	Price per PU	PU (UNIT, SET, M)	PS*	PG
-----------------	-------	----	-------------	--------------	-------------------	-----	----

Indicator lights

With smooth lens	Amber	3	3SU1051-6AA00-0AA0	1	1 unit	41J
	Red	▶	3SU1051-6AA20-0AA0	1	1 unit	41J
	Yellow	▶	3SU1051-6AA30-0AA0	1	1 unit	41J
	Green	▶	3SU1051-6AA40-0AA0	1	1 unit	41J
	Blue	3	3SU1051-6AA50-0AA0	1	1 unit	41J
	White	▶	3SU1051-6AA60-0AA0	1	1 unit	41J
	Clear	3	3SU1051-6AA70-0AA0	1	1 unit	41J



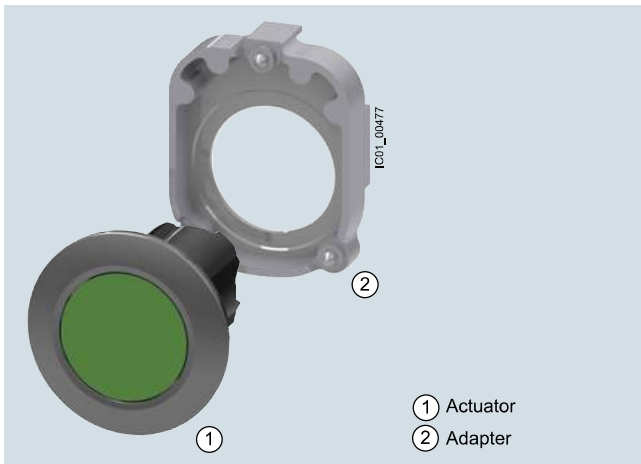
3SU1051-6AA40-0AA0

SIRIUS ACT Pushbuttons and Indicator Lights

Actuators and Indicators, Flat, 30 mm, Metal, Matte
Actuating and Signaling Elements

Pushbuttons

Overview



Actuators and indicators, flat, 30 mm, metal, matte, including adapter
(adapter included in scope of delivery)

Selection and ordering data

Version	Operating principle	Unlatching method	Color	SD	Article No.	Price per PU	PU (UNIT, SET, M)	PS*	PG
Pushbuttons									
 3SU1060-0JB50-0AA0	Pushbuttons with flat button Momentary contact	--	Black	3	3SU1060-0JB10-0AA0		1	1 unit	41J
			Red	3	3SU1060-0JB20-0AA0		1	1 unit	41J
			Yellow	3	3SU1060-0JB30-0AA0		1	1 unit	41J
			Green	3	3SU1060-0JB40-0AA0		1	1 unit	41J
			Blue	3	3SU1060-0JB50-0AA0		1	1 unit	41J
			White	3	3SU1060-0JB60-0AA0		1	1 unit	41J
			 3SU1060-0JA20-0AA0	Latching Push to unlatch	--		Black	5	3SU1060-0JA10-0AA0
Red	5	3SU1060-0JA20-0AA0				1	1 unit	41J	
Yellow	5	3SU1060-0JA30-0AA0				1	1 unit	41J	
Green	5	3SU1060-0JA40-0AA0				1	1 unit	41J	
Blue	5	3SU1060-0JA50-0AA0				1	1 unit	41J	
White	5	3SU1060-0JA60-0AA0				1	1 unit	41J	
 3SU1061-0JB40-0AA0	Illuminated pushbuttons with flat button Momentary contact	--	Red	3	3SU1061-0JB20-0AA0		1	1 unit	41J
			Yellow	3	3SU1061-0JB30-0AA0		1	1 unit	41J
			Green	3	3SU1061-0JB40-0AA0		1	1 unit	41J
			Blue	3	3SU1061-0JB50-0AA0		1	1 unit	41J
			Clear	3	3SU1061-0JB70-0AA0		1	1 unit	41J
			 3SU1061-0JA30-0AA0	Latching Push to unlatch	--		Red	5	3SU1061-0JA20-0AA0
Yellow	5	3SU1061-0JA30-0AA0				1	1 unit	41J	
Green	5	3SU1061-0JA40-0AA0				1	1 unit	41J	
Blue	5	3SU1061-0JA50-0AA0				1	1 unit	41J	
Clear	5	3SU1061-0JA70-0AA0				1	1 unit	41J	

SIRIUS ACT Pushbuttons and Indicator Lights

Actuators and Indicators, Flat, 30 mm, Metal, Matte

Actuating and Signaling Elements

Selector switches

Selection and ordering data

Version	Operating principle	Color	SD	Article No.	Price per PU	PU (UNIT, SET, M)	PS*	PG
---------	---------------------	-------	----	-------------	--------------	-------------------	-----	----

Selector switches

2 switch positions, can be illuminated

Selector, short black actuator and front ring for flat mounting	Momentary contact, 45° (10:30/12 o'clock), reset from center to left	Black	5	3SU1062-2DC10-0AA0		1	1 unit	41J
		Red	5	3SU1062-2DC20-0AA0				
		Green	5	3SU1062-2DC40-0AA0				
		White	5	3SU1062-2DC60-0AA0				
Latching, 90° (10:30/1:30 o'clock)		Black	3	3SU1062-2DF10-0AA0		1	1 unit	41J
		Red	5	3SU1062-2DF20-0AA0				
		Green	5	3SU1062-2DF40-0AA0				
		Blue	5	3SU1062-2DF50-0AA0				
		White	3	3SU1062-2DF60-0AA0				



Selector, long black actuator and front ring for flat mounting	Momentary contact, 45° (10:30/12 o'clock), reset from center to left	Black	5	3SU1062-2EC10-0AA0		1	1 unit	41J
		Red	5	3SU1062-2EC20-0AA0				
		Green	5	3SU1062-2EC40-0AA0				
		White	5	3SU1062-2EC60-0AA0				
Latching, 90° (10:30/1:30 o'clock)		Black	3	3SU1062-2EF10-0AA0		1	1 unit	41J
		Red	5	3SU1062-2EF20-0AA0				
		Green	5	3SU1062-2EF40-0AA0				
		White	3	3SU1062-2EF60-0AA0				

3 switch positions (I+O+II), can be illuminated

Selector, short black actuator and front ring for flat mounting	Momentary contact, 2x45° (10:30/12/1:30 o'clock), reset from left + right	Black	3	3SU1062-2DM10-0AA0		1	1 unit	41J
		Red	5	3SU1062-2DM20-0AA0				
		Green	5	3SU1062-2DM40-0AA0				
		White	3	3SU1062-2DM60-0AA0				
Latching, 2x45° (10:30/12/1:30 o'clock)		Black	3	3SU1062-2DL10-0AA0		1	1 unit	41J
		Red	5	3SU1062-2DL20-0AA0				
		Yellow	5	3SU1062-2DL30-0AA0				
		Green	5	3SU1062-2DL40-0AA0				
		White	3	3SU1062-2DL60-0AA0				



Selector, long black actuator and front ring for flat mounting	Momentary contact, 2x45° (10:30/12/1:30 o'clock), reset from left + right	Black	3	3SU1062-2EM10-0AA0		1	1 unit	41J
		Red	5	3SU1062-2EM20-0AA0				
		Green	5	3SU1062-2EM40-0AA0				
		White	3	3SU1062-2EM60-0AA0				
Latching, 2x45° (10:30/12/1:30 o'clock)		Black	3	3SU1062-2EL10-0AA0		1	1 unit	41J
		Red	5	3SU1062-2EL20-0AA0				
		Green	5	3SU1062-2EL40-0AA0				
		White	3	3SU1062-2EL60-0AA0				






SIRIUS ACT Pushbuttons and Indicator Lights

Actuators and Indicators, Flat, 30 mm, Metal, Matte


Actuating and Signaling Elements

Key-operated switches/indicator lights

Selection and ordering data

Make of lock	Operating principle	Switch position for key removal	Number of keys	SD	Article No.	Price per PU	PU (UNIT, SET, M)	PS*	PG
Key-operated switches									
2 switch positions									
 3SU1060-4LF11-0AA0	RONIS, SB30 and front ring for flat mounting	Momentary contact, 45° (10:30/12 o'clock), reset from center to left	O	2	5	3SU1060-4LC01-0AA0	1	1 unit	41J
									
		Latching, 90° (10:30/1:30 o'clock)	O+I I	2 2	3 3	3SU1060-4LF11-0AA0 3SU1060-4LF21-0AA0	1 1	1 unit 1 unit	41J 41J
									
3 switch positions									
 3SU1060-4LL11-0AA0	RONIS, SB30 and front ring for flat mounting	Latching, 2x45° (10:30/12/1:30 o'clock)	I+O+II	2	5	3SU1060-4LL11-0AA0	1	1 unit	41J
									

Selection and ordering data

Version	Color	SD	Article No.	Price per PU	PU (UNIT, SET, M)	PS*	PG
Indicator lights							
 3SU1061-0JD40-0AA0	With flat lens	Red	3	3SU1061-0JD20-0AA0	1	1 unit	41J
		Yellow	3	3SU1061-0JD30-0AA0	1	1 unit	41J
		Green	3	3SU1061-0JD40-0AA0	1	1 unit	41J
		Blue	3	3SU1061-0JD50-0AA0	1	1 unit	41J
		Clear	3	3SU1061-0JD70-0AA0	1	1 unit	41J

Options

Special locks for key-operated switches

The plastic and metal key-operated switches of type RONIS, BKS, CES and IKON can be optionally ordered with additional locks.

In this case "-Z", the order code "Y01" and the required lock number must be added to the article number of the relevant key-operated switch for standard locking.

Order code	Y01
Standard delivery time	25 working days
Additional price per unit	On request
Ordering example	3SU1000-5BF01-0AA0-Z Y01 Z = SSG18

Ordering notes

- For all special locks, an additional price applies.
- The order code "Y01" must be quoted in accordance with the above table. Automated processing of the order with a defined delivery time can be guaranteed only for correctly submitted orders.
- For applications in which access security is important and several lock numbers are used, we recommend the use of BKS or CES key-operated switches.
- Special locks for VW (E1, E2, ...) will be delivered without keys, all others with 2 keys.
- With RONIS, the special locks SB31, 421 and 455 are possible.

Master and master-pass key systems

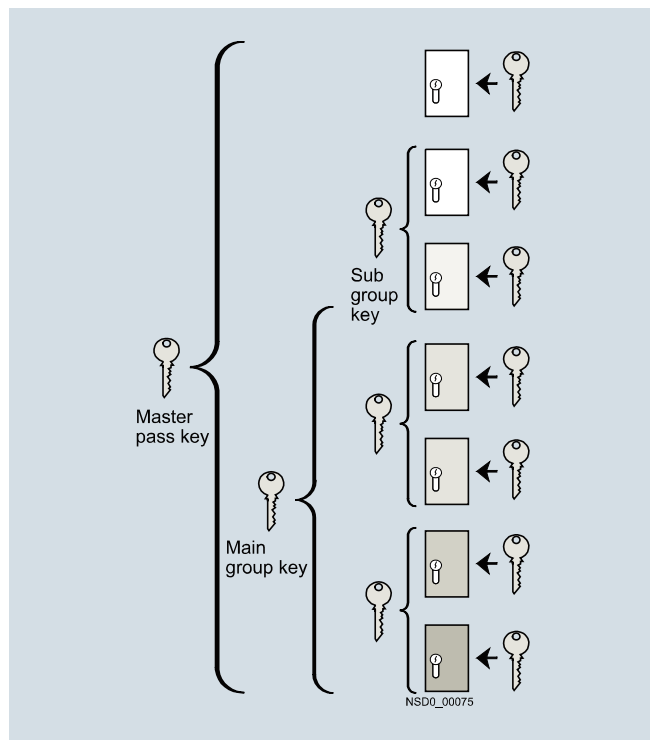
The following key systems can be supplied with BKS, CES or IKON key-operated switches:

- Central lock systems
- Master key systems
- Central master key systems
- Master-pass key systems

When placing an order you must supplement the article number of the matching key-operated switches with "-Z" and quote the order code "Y03".

Price and delivery time on request.

Email: sirius-attach.aud@siemens.com



Example of master-pass key system

SIRIUS ACT Pushbuttons and Indicator Lights

Actuators and Indicators, Customized Designs

Laser inscriptions

Options

Inscription of actuating and signaling elements

Actuating and signaling elements of plastic as well as metal can be optionally inscribed with a laser.



Example of laser inscription

The actuators of the pushbuttons, illuminated pushbuttons, twin pushbuttons, mushroom pushbuttons, illuminated mushroom pushbuttons, EMERGENCY STOP mushroom pushbuttons (without lock), the lenses of the indicator lights, and the acoustic signaling devices can all be inscribed.

Version

Text inscriptions have centered alignment and a font height of 4 mm as standard.

The typeface used is Arial. Other letter heights and typefaces are possible, but must be specified when ordering.

The maximum possible number of characters per line is:

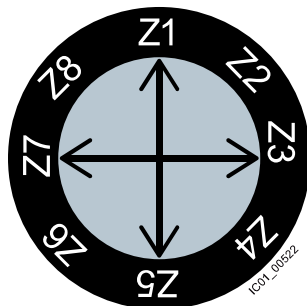
- 10 characters for one line of text
- 8 characters for 2 lines of text
- 6 characters for 3 lines of text, but 10 characters in the middle line

Note:

Selected pushbuttons and twin pushbuttons can be supplied as standard with inscribed letters or symbols.

Selector switches, key-operated switches and toggle switches can be inscribed on the front ring only if they are made of plastic (only one text line and the supplement Y19).

Assignment of the positions on the actuator



Ordering notes

To order, the inscribed actuating and signaling elements can be selected via the SIRIUS ACT Configurator. An electronic order form is then generated.

For configurator, see

- www.siemens.com/sirius-act/configurator
- Electronic Catalog CA 01 on DVD or
- Industry Mall: www.siemens.com/industrymall

When ordering, add **-Z** and an order code to the article number of the actuator or the indicator light:

- **Y10:** Text line in upper/lower case, all lines begin with upper case letters (e.g. line 1: Text/line 2: Text)
- **Y11:** Text in upper case (e.g. LIFT)
- **Y12:** Text in lower case (e.g. lift/off/lower)
- **Y15:** Text in upper/lower case, all words begin with upper case letters (e.g. On/Off)
- **Y13:** Symbol with number according to ISO 7000 or IEC 60417
- **Y19:** Inscription of choice, text or symbol, can only be ordered via SIRIUS ACT Configurator with a Configuration Identification Number (CIN)

When ordering, specify the required inscription in plain text without spaces, in addition to the article number and order code. In the case of special inscriptions with words in languages other than German, give the exact spelling and specify the language. In the case of symbols with number, quote the corresponding standard (see ordering example 1).

In the case of multi-line inscriptions, the text must be assigned to the respective line, e.g. Z1=Lift, Z2=Lower.

Symbols can also be ordered with numbers according to ISO 7000 or IEC 60417 (see ordering examples 2 and 3).

The SIRIUS ACT Configurator must be used to select special inscriptions and symbols (order code Y19). In this case a CIN (Configuration Identification Number) is generated for placement of future orders. It is then possible to place an order directly using the CIN and the SIRIUS ACT Configurator (Mall shopping cart) or via the standard ordering channels.

Ordering example 1

A round pushbutton with the inscription Reset is required:

3SU1030-0AB20-0AA0-Z

Y10
Z1=Reset

Ordering example 2

A pushbutton inscribed with symbol No. 5389 according to IEC 60417 is required:

3SU1030-0AB20-0AA0-Z

Y13
Z=5389 IEC

Ordering example 3

A selector switch with 2 switch positions and multi-line inscription on the front ring is required:

3SU1002-2BF10-0AA0-Z

Z8=0
Z2=1

SIRIUS ACT Pushbuttons and Indicator Lights Holders

Holders without module

Overview

Holders made of plastic can only be attached to actuators and indicators made of plastic (3SU100) or plastic with metal front ring (3SU103).

Metal holders can be attached to all versions of actuators and indicators. Metal holders are automatically grounded by their fastening screw, but a grounding stud can also be fitted.





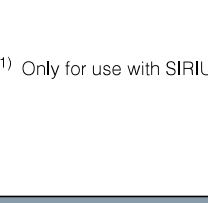


Selection and ordering data

Version	Holder material	SD	Article No.	Price per PU	PU (UNIT, SET, M)	PS*	PG
		d					
Holders without module							
	3x without module	Plastic	▶	3SU1500-0AA10-0AA0	1	1 unit	41J
3SU1500-0AA10-0AA0							
	4x without module	Plastic	▶	3SU1500-0BA10-0AA0	1	1 unit	41J
3SU1500-0BA10-0AA0	For selector switch with 4 switch positions and for coordinate switches						
		d					
Holders without module							
	3x without module	Metal	▶	3SU1550-0AA10-0AA0	1	1 unit	41J
3SU1550-0AA10-0AA0							
	4x without module	Metal	▶	3SU1550-0BA10-0AA0	1	1 unit	41J
3SU1550-0BA10-0AA0	For selector switch with 4 switch positions and for coordinate switches						


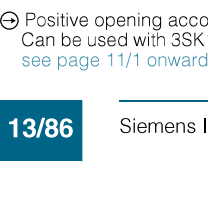
SIRIUS ACT Pushbuttons and Indicator Lights Holders

Holders with module

Selection and ordering data

Number of		Color of light source		SD	Screw terminals	PU (UNIT, SET, M)	PS*	PG
Contact modules	LED modules	NO cont.	NC cont.		Article No.	Price per PU		
 Holders with module								
3x with module, plastic								
	1	0	1	0	--	▶	1	1 unit 41J
			0	1	⊕	▶		
			1	1	⊕	▶		
	2	0	2	0	--	⊕	1	1 unit 41J
			0	2	⊕	▶		
			2	2	⊕	▶		
3x with contact and LED module¹⁾ (6 ... 24 V AC/DC)								
	1	1	1	0	Amber	⊕	1	1 unit 41J
					Red	⊕		
					Yellow	⊕		
					Green	⊕		
					Blue	⊕		
					White	⊕		
	0	1	1	0	Amber	⊕	1	1 unit 41J
					Red	⊕		
					Yellow	⊕		
					Green	⊕		
					Blue	⊕		
					White	⊕		
	1	1	1	0	Amber	⊕	1	1 unit 41J
					Red	⊕		
					Yellow	⊕		
					Green	⊕		
					Blue	⊕		
					White	⊕		
	2	1	2	0	Amber	⊕	1	1 unit 41J
					Red	⊕		
					Yellow	⊕		
					Green	⊕		
					Blue	⊕		
					White	⊕		
	2	2	2	2	Amber	⊕	1	1 unit 41J
					Red	⊕		
					Yellow	⊕		
					Green	⊕		
					Blue	⊕		
					White	⊕		

¹⁾ Only for use with SIRIUS commanding and signaling devices.

Number of		Color of light source		SD	Screw terminals	PU (UNIT, SET, M)	PS*	PG
Contact modules	NO contacts	NC contacts			Article No.	Price per PU		
 Holders with module								
3x with module, metal								
	1	1	0			1	1 unit 41J	
			0	1	⊕			▶
			1	1	⊕			▶
	2	2	0	0		1	1 unit 41J	
			0	2	⊕			▶
			2	2	⊕			▶

3SU1550-1AA10-1BA0

⊕ Positive opening according to IEC 60947-5-1, Annex K.
Can be used with 3SK11 safety relays or the 3RK3 Modular Safety System, see page 11/1 onwards.

Certificate:



SIRIUS ACT Pushbuttons and Indicator Lights Modules for Actuators and Indicators

Contact modules

Overview

Contact modules and LED modules

The contact modules are fitted with slow-action contacts (NO contacts or NC contacts). These ensure a high switching reliability even with small voltages and currents, such as 5 V/1 mA. They are suitable for use in electronic systems as well as conventional controls. The contact pieces of the NC contacts are positively driven.

Only LED modules with permanently integrated LEDs are available for illumination.

Contact modules and LED modules bear terminal designations acc. to EN 50013.

Mounting the modules



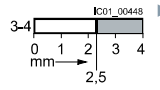

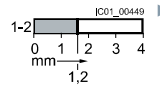


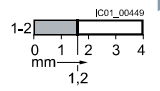

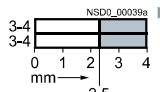


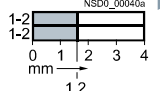

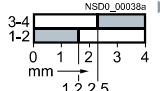


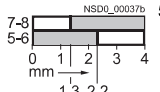
With SIRIUS ACT, the modules are mounted on the holder without any further accessories. Holders in plastic or metal versions are available for mounting three modules.

Connection methods

The modules are available with:

- Screw terminals
- Spring-type terminals or
- Solder pin connections (0,8 mm × 0,8 mm solder pins) for assembly on printed circuit boards

Selection and ordering data

Contact version	Number of NO contacts	Number of NC contacts	SD	Screw terminals		PU (UNIT, SET, M)	PS*	PG	
				Article No.	Price per PU				
Contact modules for front plate mounting									
	Silver alloy	1	0			3SU1400-1AA10-1BA0	1	1 unit	41J
		0	1				3SU1400-1AA10-1CA0	1	1 unit
		0	1 with installation monitoring ¹⁾			3SU1400-1AA10-1HA0	1	1 unit	41J
		2	0			3SU1400-1AA10-1DA0	1	1 unit	41J
		0	2			3SU1400-1AA10-1EA0	1	1 unit	41J
		1	1			3SU1400-1AA10-1FA0	1	1 unit	41J
	NEW	1 leading switching	1 lagging switching			3SU1400-1AA10-1GA0	1	1 unit	41J

¹⁾ The contact module has 1 NO internal contact + 1 NC internal contact. The NO contact is connected in series with the NC contact and brought out at terminal 1-2. When the module is snapped onto the holder, the NO contact closes. It opens when the module is detached from the holder again (the NC contact remains closed). The NC contact opens when the EMERGENCY STOP device is actuated (the NO contact remains closed). The contact is closed only when both the NC and NO contacts are closed. Unsuitable for mounting in 3SU18 enclosure.



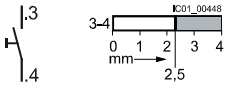
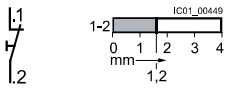
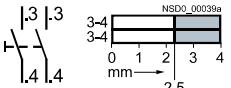
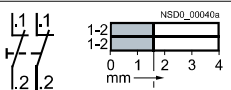
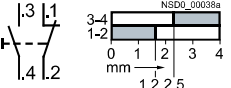
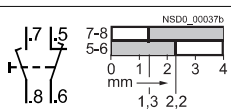
⊕ Positive opening according to IEC 60947-5-1, Annex K. Can be used with 3SK11 safety relays or the 3RK3 Modular Safety System, see page 11/1 onwards. Certificate:



SIRIUS ACT Pushbuttons and Indicator Lights

Modules for Actuators and Indicators

Contact modules

Contact version	Number of contacts		SD	Screw terminals 	PU (UNIT, SET, M)	PS*	PG		
	NO contacts	NC contacts							
Contact modules for front plate mounting <i>NEW</i>									
 3SU1400-1AA10-1LA0	Gold-plated	1	0		3	3SU1400-1AA10-1LA0	1	1 unit	41J
		0	1		5	3SU1400-1AA10-1MA0	1	1 unit	41J
		2	0		5	3SU1400-1AA10-1NA0	1	1 unit	41J
		0	2		5	3SU1400-1AA10-1PA0	1	1 unit	41J
		1	1		5	3SU1400-1AA10-1QA0	1	1 unit	41J
		1 leading	1 lagging		5	3SU1400-1AA10-1RA0	1	1 unit	41J

⊖ Positive opening according to IEC 60947-5-1, Annex K.
 Can be used with 3SK 11 safety relays or the 3RK3 Modular Safety System,
 see page see page 11/1 onwards.
 Certificate:



SIRIUS ACT Pushbuttons and Indicator Lights Modules for Actuators and Indicators

Contact modules

Contact version	Number of contacts		SD	Spring-type terminals	PU (UNIT, SET, M)	PS*	PG
	NO contacts	NC contacts					
Contact modules for front plate mounting							
	Silver alloy	1	0		3SU1400-1AA10-3BA0	1	1 unit 41J
		0	1			3SU1400-1AA10-3CA0	1
		0	1 with installation monitoring ¹⁾		3SU1400-1AA10-3HA0	1	1 unit 41J
		2	0			3SU1400-1AA10-3DA0	1
	NEW	0	2		3SU1400-1AA10-3EA0	1	1 unit 41J
	NEW	1	1			3SU1400-1AA10-3FA0	1
	NEW	1 leading	1 lagging		3SU1400-1AA10-3GA0	1	1 unit 41J

¹⁾ The contact module has 1 NO internal contact + 1 NC internal contact. The NO contact is connected in series with the NC contact and brought out at terminal 1-2. When the module is snapped onto the holder, the NO contact closes. It opens when the module is detached from the holder again (the NC contact remains closed). The NC contact opens when the EMERGENCY STOP device is actuated (the NO contact remains closed). The contact is closed only when both the NC and NO contacts are closed. Not suitable for installation in 3SU18 enclosure.



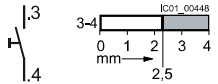
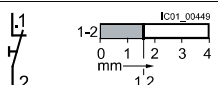
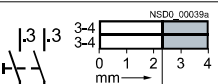
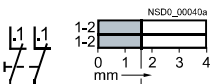
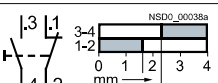
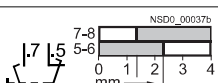
⊖ Positive opening according to IEC 60947-5-1, Annex K. Can be used with 3SK11 safety relays or the 3RK3 Modular Safety System, see page 11/1 onwards. Certificate:



SIRIUS ACT Pushbuttons and Indicator Lights

Modules for Actuators and Indicators

Contact modules

Contact version	Number of		SD	Spring-type terminals 	PU (UNIT, SET, M)	PS*	PG		
	NO contacts	NC contacts							
				Article No.	Price per PU				
Contact modules for front plate mounting NEW									
	Gold-plated	1	0		5	3SU1400-1AA10-3LA0	1	1 unit	41J
		0	1		5	3SU1400-1AA10-3MA0	1	1 unit	41J
		2	0		5	3SU1400-1AA10-3NA0	1	1 unit	41J
		0	2		5	3SU1400-1AA10-3PA0	1	1 unit	41J
		1	1		5	3SU1400-1AA10-3QA0	1	1 unit	41J
		1 leading	1 lagging		5	3SU1400-1AA10-3RA0	1	1 unit	41J

⊖ Positive opening according to IEC 60947-5-1, Annex K.
Can be used with 3SK 11 safety relays or the 3RK3 Modular Safety System, see page see page 11/1 onwards.
Certificate:





SIRIUS ACT Pushbuttons and Indicator Lights

Modules for Actuators and Indicators

LED modules

Selection and ordering data



Operational voltage at AC	Operational voltage at DC	Color	SD	Screw terminals	⊕	PU (UNIT, SET, M)	PS*	PG	
V	V		d	Article No.	Price per PU				
LED modules¹⁾ for front plate mounting									
 3SU1401-1BB30-1AA0	24	24	Amber	▶	3SU1401-1BB00-1AA0		1	1 unit	41J
			Red	▶	3SU1401-1BB20-1AA0		1	1 unit	41J
			Yellow	▶	3SU1401-1BB30-1AA0		1	1 unit	41J
			Green	▶	3SU1401-1BB40-1AA0		1	1 unit	41J
			Blue	▶	3SU1401-1BB50-1AA0		1	1 unit	41J
			White	▶	3SU1401-1BB60-1AA0		1	1 unit	41J
	110	--	Amber	▶	3SU1401-1BC00-1AA0		1	1 unit	41J
			Red	▶	3SU1401-1BC20-1AA0		1	1 unit	41J
			Yellow	▶	3SU1401-1BC30-1AA0		1	1 unit	41J
			Green	▶	3SU1401-1BC40-1AA0		1	1 unit	41J
			Blue	▶	3SU1401-1BC50-1AA0		1	1 unit	41J
			White	▶	3SU1401-1BC60-1AA0		1	1 unit	41J
	230	--	Amber	▶	3SU1401-1BF00-1AA0		1	1 unit	41J
			Red	▶	3SU1401-1BF20-1AA0		1	1 unit	41J
			Yellow	▶	3SU1401-1BF30-1AA0		1	1 unit	41J
			Green	▶	3SU1401-1BF40-1AA0		1	1 unit	41J
			Blue	▶	3SU1401-1BF50-1AA0		1	1 unit	41J
			White	▶	3SU1401-1BF60-1AA0		1	1 unit	41J
	Spring-type terminals								
 3SU1401-1BB30-3AA0	24	24	Amber	▶	3SU1401-1BB00-3AA0		1	1 unit	41J
			Red	▶	3SU1401-1BB20-3AA0		1	1 unit	41J
			Yellow	▶	3SU1401-1BB30-3AA0		1	1 unit	41J
			Green	▶	3SU1401-1BB40-3AA0		1	1 unit	41J
			Blue	▶	3SU1401-1BB50-3AA0		1	1 unit	41J
			White	▶	3SU1401-1BB60-3AA0		1	1 unit	41J
	110	--	Amber	▶	3SU1401-1BC00-3AA0		1	1 unit	41J
			Red	▶	3SU1401-1BC20-3AA0		1	1 unit	41J
			Yellow	▶	3SU1401-1BC30-3AA0		1	1 unit	41J
			Green	▶	3SU1401-1BC40-3AA0		1	1 unit	41J
			Blue	▶	3SU1401-1BC50-3AA0		1	1 unit	41J
			White	▶	3SU1401-1BC60-3AA0		1	1 unit	41J
	230	--	Amber	▶	3SU1401-1BF00-3AA0		1	1 unit	41J
			Red	▶	3SU1401-1BF20-3AA0		1	1 unit	41J
			Yellow	▶	3SU1401-1BF30-3AA0		1	1 unit	41J
			Green	▶	3SU1401-1BF40-3AA0		1	1 unit	41J
			Blue	▶	3SU1401-1BF50-3AA0		1	1 unit	41J
			White	▶	3SU1401-1BF60-3AA0		1	1 unit	41J

¹⁾ Only for use with SIRIUS commanding and signaling devices.


SIRIUS ACT Pushbuttons and Indicator Lights

Modules for Actuators and Indicators


LED modules

Operational voltage at AC	Operational voltage at DC	Color	SD	Screw terminals		PU (UNIT, SET, M)	PS*	PG																									
				Article No.	Price per PU																												
V	V		d																														
LED modules¹⁾ for front plate mounting																																	
	6 ... 24	6 ... 24	Amber Red Yellow Green Blue White	▶ ▶ ▶ ▶ ▶ ▶	3SU1401-1BG00-1AA0 3SU1401-1BG20-1AA0 3SU1401-1BG30-1AA0 3SU1401-1BG40-1AA0 3SU1401-1BG50-1AA0 3SU1401-1BG60-1AA0	1 1 1 1 1 1	1 unit	41J																									
									24 ... 240	24 ... 240	Amber Red Yellow Green Blue White	▶ ▶ ▶ ▶ ▶ ▶	3SU1401-1BH00-1AA0 3SU1401-1BH20-1AA0 3SU1401-1BH30-1AA0 3SU1401-1BH40-1AA0 3SU1401-1BH50-1AA0 3SU1401-1BH60-1AA0	1 1 1 1 1 1	1 unit	41J																	
																	Spring-type terminals																
																		6 ... 24	6 ... 24	Amber Red Yellow Green Blue White	▶ ▶ ▶ ▶ ▶ ▶	3SU1401-1BG00-3AA0 3SU1401-1BG20-3AA0 3SU1401-1BG30-3AA0 3SU1401-1BG40-3AA0 3SU1401-1BG50-3AA0 3SU1401-1BG60-3AA0	1 1 1 1 1 1	1 unit	41J								
																										24 ... 240	24 ... 240	Amber Red Yellow Green Blue White	▶ ▶ ▶ ▶ ▶ ▶	3SU1401-1BH00-3AA0 3SU1401-1BH20-3AA0 3SU1401-1BH30-3AA0 3SU1401-1BH40-3AA0 3SU1401-1BH50-3AA0 3SU1401-1BH60-3AA0	1 1 1 1 1 1	1 unit	41J

¹⁾ Only for use with SIRIUS commanding and signaling devices.

Operational voltage at AC	Operational voltage at DC	SD	Screw terminals		PU (UNIT, SET, M)	PS*	PG	
			Article No.	Price per PU				
V	V	d						
LED test modules¹⁾ for front plate mounting								
	6 ... 240	6 ... 240	3	3SU1400-1CK10-1AA0	1	1 unit	41J	

¹⁾ Only to be used for SIRIUS ACT LED modules (6 ... 24 V AC/DC, 24 V AC/DC, 24 ... 240 V AC/DC).


Operational voltage at AC	Operational voltage at DC	Color	SD	Socket terminals (THT)		PU (UNIT, SET, M)	PS*	PG
				Article No.	Price per PU			
V	V		d					
LED modules¹⁾ for mounting on printed-circuit boards								
	--	5	Amber Red Yellow Green Blue White	5 5 5 3 5 3	3SU1401-3BA00-5AA0 3SU1401-3BA20-5AA0 3SU1401-3BA30-5AA0 3SU1401-3BA40-5AA0 3SU1401-3BA50-5AA0 3SU1401-3BA60-5AA0	1 1 1 1 1 1	1 unit	41J

¹⁾ Only for use with SIRIUS commanding and signaling devices.






SIRIUS ACT Pushbuttons and Indicator Lights Modules for Actuators and Indicators

AS-Interface modules

Selection and ordering data

Operational voltage	Slave type	Number of digital inputs		Number of digital outputs	SD	Screw terminals + Spring-type terminals		PU (UNIT, SET, M)	PS*	PG
		Standard	Safety-related							
						Article No.	Price per PU			

AS-Interface modules for front plate mounting

 3SU1400-1EA10-2AA0	30 V	2 F-DI	--	2	--	5	3SU1400-1EA10-2AA0	1	1 unit	41J
		2 F-DI + 1 LED	Red	2	1	5		3SU1401-1EE20-2AA0	1	1 unit
 3SU1400-1EC10-2AA0		2 F-DI + 1 DQ	--	2	1	5	3SU1400-1EC10-2AA0	1	1 unit	41J
 3SU1400-1EA10-4AA0		2 F-DI	--	2	--	5	3SU1400-1EA10-4AA0	1	1 unit	41J
		2 F-DI + 1 LED	Red	2	1	▶		3SU1401-1EE20-4AA0	1	1 unit
 3SU1400-1EC10-4AA0		2 F-DI + 1 DQ	--	2	1	5	3SU1400-1EC10-4AA0	1	1 unit	41J
 3SU1400-1EJ10-6AA0	30 V	4 DI/3 DO AB	--	4	4	5	3SU1400-1EJ10-6AA0	1	1 unit	41J
		4 DI/4 DO	--	4	4	5		3SU1400-1EK10-6AA0	1	1 unit

SIRIUS ACT Pushbuttons and Indicator Lights

Modules for Actuators and Indicators

Electronic modules for IO-Link/support terminals

Selection and ordering data

Operational voltage	Slave type	Number of digital inputs	Number of digital outputs	SD	Spring-type terminals (push-in)	PU (UNIT, SET, M)	PS*	PG
				d	Article No.	Price per PU		
Electronic modules for IO-Link, front panel mounting								
24 V	Freely programmable (default 6 DI/2 DQ)	0 ... 8	0 ... 8	5	3SU1400-1HL10-6AA0		1	1 unit 41J



3SU1400-1HL10-6AA0

Selection and ordering data

Color	SD	Screw terminals	PU (UNIT, SET, M)	PS*	PG
	d	Article No.	Price per PU		
Support terminals <i>NEW</i>					
Black	3	3SU1400-1DA10-1AA0	1	1 unit	41J
Blue	5	3SU1400-1DA50-1AA0	1	1 unit	41J
Green/Yellow	3	3SU1400-1DA43-1AA0	1	1 unit	41J
Spring-type terminals					
Black	5	3SU1400-1DA10-3AA0	1	1 unit	41J
Blue	5	3SU1400-1DA50-3AA0	1	1 unit	41J
Green/Yellow	5	3SU1400-1DA43-3AA0	1	1 unit	41J



3SU1400-1DA10-1AA0




3SU1400-1DA50-3AA0


SIRIUS ACT Pushbuttons and Indicator Lights Modules for Actuators and Indicators

Electronic modules for ID key-operated switches

Technical specifications

		3SU1400-1GC10-1AA0	3SU1400-1GD10-1AA0
Communication/protocol			
Protocol is supported by IO-Link protocol		No	Yes
Product function		Group ID 24 V DC	IO-Link 24 V DC
IO-Link transfer rate		--	COM2 (38.4 kBaud)
Point-to-point cycle time between the master and the IO-Link device, minimum	ms	--	10
Type of power supply via IO-Link master		--	Yes
Data volume			
• Of the address area of the inputs with cyclic transfer total	bytes	--	2
• Of the address area of the outputs with cyclic transfer total	bytes	--	0
Number of NO contacts		5	
General data			
Impulse withstand voltage rated value	kV	0.8	
Rated insulation voltage	V	30	
Pollution degree		3	
Type of voltage			
• Of operational voltage		DC	
• Of input voltage		DC	
Operational voltage			
• At DC, rated value	V	24	
• Rated value	V	18 ... 30	
Current consumed, maximum	mA	49	
Ambient temperature			
• During operation	°C	-25 ... +70	
• During storage	°C	-40 ... +80	
Degree of protection		IP20	
Touch protection against electric shock		Finger-safe	
Connections			
Type of electrical connection		Screw terminals 	
Connectable conductor cross-section for auxiliary contacts			
• Solid			
- With end sleeves	mm ²	1 x (0.2 ... 2.5), 2 x (0.2 ... 0.75)	
- Without end sleeves	mm ²	1 x (0.2 ... 2.5), 2 x (0.2 ... 0.75)	
• Finely stranded			
- With end sleeves	mm ²	1 x (0.2 ... 2.5), 2 x (0.25 ... 0.75)	
- Without end sleeves	mm ²	1 x (0.2 ... 2.5), 2 x (0.2 ... 0.75)	
AWG number as coded connectable conductor cross-section		26 ... 14	
Tightening torque for screw terminals	Nm	0.35 .. 0.4	

Selection and ordering data

Type of power supply via IO-Link master	Protocol is supported IO-Link protocol	Number of NO contacts	IO-Link transfer rate	SD	Screw terminals 	PU (UNIT, SET, M)	PS*	PG
					Article No.	Price per PU		
--	No	5	--		3SU1400-1GC10-1AA0		1	1 unit 41J
Yes	Yes	5	COM2 (38.4 Kbaud)		3SU1400-1GD10-1AA0		1	1 unit 41J



3SU1400-1GC10-1AA0



3SU1400-1GD10-1AA0

SIRIUS ACT Pushbuttons and Indicator Lights

Modules for Actuators and Indicators

Interface modules for PROFINET/terminal modules



Selection and ordering data

Supply voltage at DC	Number of interfaces according to PROFINET SIL claim limit acc. to EN 62061	Number of digital inputs	Number of digital outputs	SD	Article No.	Price per PU	PU (UNIT, SET, M)	PS*	PG
V				d					

Interface modules for PROFINET **NEW**






3SU1400-1LK10-1AA1

Interface modules									
24	1	0	0	5					
					Screw terminals 				
					3SU1400-1LK10-1AA1				
							1	1 unit	41J
					Spring-type terminals 				
					3SU1400-1LK10-3AA1				
							1	1 unit	41J



3SU1400-1LL10-3BA1

Fail-safe interface modules									
24	1	4	1	5					
SIL CL 3									
					Screw terminals 				
					3SU1400-1LL10-1BA1				
							1	1 unit	41J
					Spring-type terminals 				
					3SU1400-1LL10-3BA1				
							1	1 unit	41J

Type of product	Color of light source	SD	Insulation displacement connection	Article No.	Price per PU	PU (UNIT, SET, M)	PS*	PG
		d						

Terminal modules **NEW**



3SU1401-1ME60-1DA1

With 2 contacts	--	5		3SU1400-1MA10-1BA1		1	1 unit	41J
With 2 contacts and integrated LED	Amber	5		3SU1401-1MC00-1CA1		1	1 unit	41J
	Red	5		3SU1401-1MC20-1CA1		1	1 unit	41J
	Yellow	5		3SU1401-1MC30-1CA1		1	1 unit	41J
	Green	5		3SU1401-1MC40-1CA1		1	1 unit	41J
	Blue	5		3SU1401-1MC50-1CA1		1	1 unit	41J
	White	5		3SU1401-1MC60-1CA1		1	1 unit	41J
	With integrated LED	Amber	5		3SU1401-1ME00-1DA1		1	1 unit
Red		5		3SU1401-1ME20-1DA1		1	1 unit	41J
Yellow		5		3SU1401-1ME30-1DA1		1	1 unit	41J
Green		5		3SU1401-1ME40-1DA1		1	1 unit	41J
Blue		5		3SU1401-1ME50-1DA1		1	1 unit	41J
White		5		3SU1401-1ME60-1DA1		1	1 unit	41J

Type of product	SD	Article No.	Price per PU	PU (UNIT, SET, M)	PS*	PG
	d					

Memory modules for 3SK2



3RK3931-0AA00

Memory module	2	3RK3931-0AA00		1	1 unit	42C
For backing up the complete parameterization of the 3SK2 safety system without a PC/PG through the system interface						

Flat ribbon cable, [see page 13/138](#).

LED modules for mounting on printed-circuit boards, [see page 13/92](#).

Overview

Design



Enclosures with standard fittings

Enclosed SIRIUS ACT pushbuttons and indicator lights are used as hand-operated control devices for separately allocated control units and cabinets. The devices are suitable for use in any climate and all have IP66, IP67, IP69 (IP69K) degree of protection, including those with cable glands.

Standards

IEC/EN 60947-5-1

Versions

The enclosed pushbuttons and indicator lights are available with conventional controls as well as for connection to AS-Interface. The following versions are available:

- Empty enclosures with between 1 and 6 command points (the installed components must be ordered separately; modules for floor mounting or 1-pole contact and LED modules can be used)
- Enclosures with standard fittings with 1 to 3 command points, e.g. EMERGENCY STOP enclosure with EMERGENCY STOP mushroom pushbutton
- Enclosures with customized fittings with 1 to 6 command points
- Special enclosure for 4-position selector switches, coordinate switches, ID key-operated switches and sensor switches

Color of the enclosures

Top:

- Gray, RAL 7035
- Yellow, RAL 1004 for EMERGENCY STOP

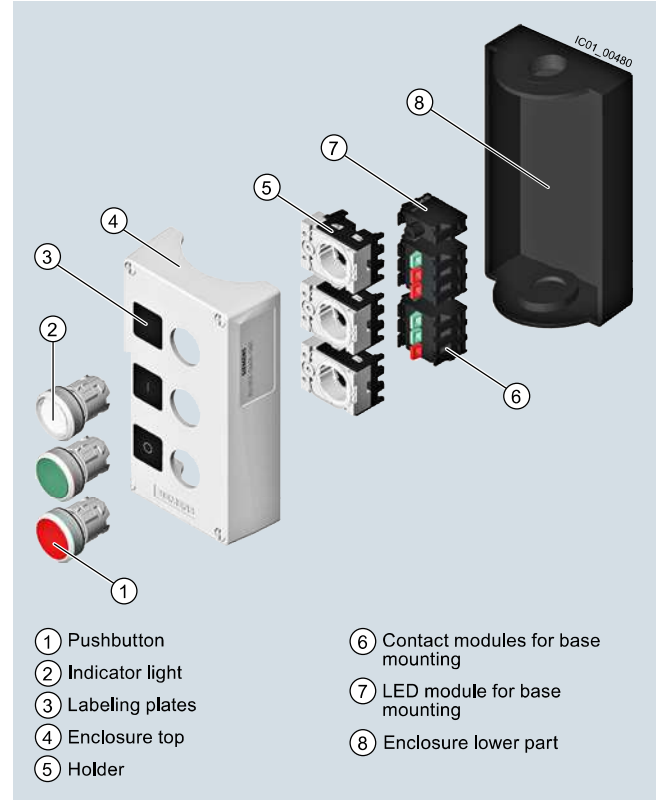
Base:

- Black, RAL 9005

Application

The enclosures are climate-proof (KTW 24) according to EN ISO 6270-2 and suitable for stationary use, and for use in marine applications.

Enclosures with standard fittings



Pushbuttons and indicator lights in the enclosure

Customized enclosures








The fittings and labeling of the command point can be chosen using the Configurator on the Internet. The prices depend on the equipment selected, see www.siemens.com/sirius-act/configurator.

SIRIUS ACT Pushbuttons and Indicator Lights

Enclosures

Empty enclosures

Selection and ordering data

Color of enclosure top	Number of command points	Enclosure version	SD	Article No.	Price per PU	PU (UNIT, SET, M)	PS*	PG	
Enclosures for surface mounting									
Plastic									
	Yellow	Center command point	▶	3SU1801-0AA00-0AA2		1	1 unit	41J	
		With protective collar	▶	3SU1801-0AA00-0AC2		1	1 unit	41J	
		With recess for labeling plate	▶	3SU1801-0AA00-0AB2		1	1 unit	41J	
	Gray	2	▶	3SU1802-0AA00-0AB2		1	1 unit	41J	
		1	▶	3SU1801-0AA00-0AB1		1	1 unit	41J	
		2	▶	3SU1802-0AA00-0AB1		1	1 unit	41J	
		3	▶	3SU1803-0AA00-0AB1		1	1 unit	41J	
		4	▶	3SU1804-0AA00-0AB1		1	1 unit	41J	
	Gray	6	▶	3SU1806-0AA00-0AB1		1	1 unit	41J	
		6	▶	3SU1806-0AA00-0AB1		1	1 unit	41J	
Metal									
	Yellow	Center command point	▶	3SU1851-0AA00-0AA2		1	1 unit	41J	
		With protective collar	3	3SU1851-0AA00-0AC2		1	1 unit	41J	
		With recess for labeling plate	▶	3SU1851-0AA00-0AB2		1	1 unit	41J	
		NEW With protective collar for 5 padlocks, mushroom 40 mm	3	3SU1851-0AA00-0AF2		1	1 unit	41J	
		NEW With protective collar for 5 padlocks, mushroom 40 mm with key-operated release	3	3SU1851-0AA00-0AG2		1	1 unit	41J	
	Gray	NEW With protective collar for 5 padlocks, mushroom 60 mm	3	3SU1851-0AA00-0AH2		1	1 unit	41J	
		NEW With protective collar for 5 padlocks, mushroom 60 mm	3	3SU1851-0AA00-0AH1		1	1 unit	41J	
		With recess for labeling plate	▶	3SU1851-0AA00-0AB1		1	1 unit	41J	
		With protective collar	5	3SU1851-0AA00-0AC1		1	1 unit	41J	
		2	▶	3SU1852-0AA00-0AB1		1	1 unit	41J	
		3	▶	3SU1853-0AA00-0AB1		1	1 unit	41J	
	Gray	4	▶	3SU1854-0AA00-0AB1		1	1 unit	41J	
		6	▶	3SU1856-0AA00-0AB1		1	1 unit	41J	
		6	▶	3SU1856-0AA00-0AB1		1	1 unit	41J	
Enclosure for 4-position selector switches, coordinate switches, ID key-operated switches and sensor switches									
Plastic, front plate mounting									
	Gray	1	Center command point	3	3SU1801-1AA00-1AA1		1	1 unit	41J
Metal, front plate mounting									
Gray	1	Center command point	5	3SU1851-1AA00-1AA1		1	1 unit	41J	

SIRIUS ACT Pushbuttons and Indicator Lights Enclosures

Pushbuttons and indicator lights in the enclosure

Overview

Pushbuttons and indicator lights in the enclosure (standard fittings) are available with:

- 1 to 3 command points (equipped, for example, with A, B, C, in each case from bottom to top)
- Operational voltage up to 400 V
- Vertical mounting type
- Plastic enclosures are equipped with plastic actuators and indicators, metal enclosures are equipped with metal actuators and indicators
- Contact modules and LED modules for base mounting (are snapped into the enclosure base); screw terminals as standard; some versions also with spring-type terminals

Palm pushbuttons




Palm pushbuttons have a particularly large button surface. This means that they can be actuated quickly and easily with the hand, arm or foot.

Selection and ordering data

Color of enclosure top	Number of command points	Enclosure version Pushbutton and signaling device equipment	Color of actuating element Marking	Number of		SD	Article No.	Price per PU	PU (UNIT, SET, M)	PS*	PG
				NC contacts	NO contacts						
d											





Enclosures with standard fittings

Plastic

	Yellow	1	Center command point A = EMERGENCY STOP mushroom pushbuttons, 40 mm, with positive latching acc. to ISO 13850, rotate to unlatch	Red	1	0	▶	3SU1801-0NA00-2AA2		1	1 unit	41J
3SU1801-0NA00-2AA2												
			With protective collar A = EMERGENCY STOP mushroom pushbuttons, 40 mm, with positive latching acc. to ISO 13850, rotate to unlatch	Red A = I	1	0	▶	3SU1801-0NA00-2AC2		1	1 unit	41J
3SU1801-0NA00-2AC2								3SU1801-0NB00-2AC2		1	1 unit	41J
		2	With recess for labeling plate A = EMERGENCY STOP mushroom pushbuttons, 40 mm, with positive latching acc. to ISO 13850, rotate to unlatch B = Indicator light 24 V AC/DC	A = Red B = Red	2	1	3	3SU1802-0NB00-2AB2		1	1 unit	41J
		1	Center command point A = EMERGENCY STOP palm pushbuttons with positive latching function acc. to ISO 13850, pull to unlatch	Red	1	1	3	3SU1801-2NG00-2AA2		1	1 unit	41J
												
3SU1801-2NG00-2AA2												








SIRIUS ACT Pushbuttons and Indicator Lights Enclosures

Pushbuttons and indicator lights in the enclosure

Color of enclosure top	Number of command points	Enclosure version Pushbutton and signaling device equipment	Color of actuating element Marking	Number of NC contacts	NO contacts	SD	Article No.	Price per PU	PU (UNIT, SET, M)	PS*	PG	
Enclosures with standard fittings												
Plastic												
	Gray	1	With recess for labeling plate A = Pushbutton	Green	A = I	0	1	3	3SU1801-0AB00-2AB1	1	1 unit	41J
				Red	A = O	1	0	▶	3SU1801-0AC00-2AB1	1	1 unit	41J
				White	A = I	0	1	5	3SU1801-0AD00-2AB1	1	1 unit	41J
				Black	A = O	1	0	5	3SU1801-0AE00-2AB1	1	1 unit	41J
	2	With recess for labeling plate A = Pushbutton/ B = Pushbutton	A = Red/ B = Green	A = O/ B = I	1	1	3	3SU1802-0AB00-2AB1	1	1 unit	41J	
			A = Black/ B = Black	A = O/ B = I	1	1	5	3SU1802-0AC00-2AB1	1	1 unit	41J	
			A = O/ B = I	A = O/ B = I	1	1	5	3SU1802-0AD00-2AB1	1	1 unit	41J	
	3	With recess for labeling plate A = Pushbutton/ B = Pushbutton/ C = Indicator light	A = Red/ B = Green/ C = Clear	A = O/ B = I/ C = "Without inscription"	1	1	▶	3SU1803-0AB00-2AB1	1	1 unit	41J	
			A = Black/ B = White/ C = Clear	A = O/ B = I/ C = "Without inscription"	1	1	5	3SU1803-0AC00-2AB1	1	1 unit	41J	
			A = O/ B = I/ C = "Without inscription"	A = O/ B = I/ C = "Without inscription"	1	1	5	3SU1803-0AD00-2AB1	1	1 unit	41J	
			A = Red/ B = Black/ C = Black	A = O/ B = I/ C = Pushbutton	1	2	5	3SU1803-0AD00-2AB1	1	1 unit	41J	
	1	Center command point A = Palm pushbutton, momentary-contact type	Black	0	1	3	3SU1801-2GA00-2AA1	1	1 unit	41J		

SIRIUS ACT Pushbuttons and Indicator Lights Enclosures

Pushbuttons and indicator lights in the enclosure

Color of enclosure top	Number of command points	Enclosure version Pushbutton and signaling device equipment	Color of actuating element Marking	Number of		SD	Article No.	Price per PU	PU (UNIT, SET, M)	PS*	PG		
				NC contacts	NO contacts								
Enclosures with standard fittings													
Metal													
 3SU1851-0NA00-2AA2	Yellow	1	Center command point A = EMERGENCY STOP mushroom pushbuttons, 40 mm, with positive latching acc. to ISO 13850, rotate to unlatch	Red	1	0	3	3SU1851-0NA00-2AA2 3SU1851-0NB00-2AA2		1	1 unit	41J	
					2	0	5						
					2	1	5						
 3SU1851-0NA00-2AC2	Yellow	1	With protective collar A = EMERGENCY STOP mushroom pushbuttons, 40 mm, with positive latching acc. to ISO 13850, rotate to unlatch	Red	1	0	▶ 3	3SU1851-0NA00-2AC2 3SU1851-0NB00-2AC2 3SU1851-0ND00-2AC2		1	1 unit	41J	
					2	0	3						
					2	1	5						
 3SU1801-2NG00-2AA2	Yellow	1	Center command point A = EMERGENCY STOP palm pushbuttons with positive latching acc. to ISO 13850 Pull to unlatch	Red	1	1	3	3SU1851-2NG00-2AA2		1	1 unit	41J	
 3SU1851-0AC00-2AB1	Gray	1	With recess for labeling plate A = Pushbutton	Green	A = I	0	1	5	3SU1851-0AB00-2AB1 3SU1851-0AC00-2AB1 3SU1851-0AD00-2AB1 3SU1851-0AE00-2AB1		1	1 unit	41J
				Red	A = O	1	0	5					
				White	A = I	0	1	5					
				Black	A = O	1	0	5					
 3SU1852-0AB00-2AB1	Gray	2	With recess for labeling plate A = Pushbutton/ B = Pushbutton	A = Red/ B = Green		1	1	5	3SU1852-0AB00-2AB1		1	1 unit	41J
				A = O/ B = I									
				A = Black/ B = White		1	1	5					
 3SU1853-0AB00-2AB1	Gray	3	With recess for labeling plate A = Pushbutton/ B = Pushbutton/ C = Indicator light	A = Red/ B = Green/ C = Clear		1	1	5	3SU1853-0AB00-2AB1		1	1 unit	41J
				A = O/ B = I/ C = "Without inscription"									
				A = Red/ B = Black/ C = Black		1	2	5					
 3SU1801-2GA00-2AA1	Gray	1	Center command point A = Palm pushbutton, momentary-contact type	Black	0	1	3	3SU1851-2GA00-2AA1		1	1 unit	41J	

SIRIUS ACT Pushbuttons and Indicator Lights Enclosures

Pushbuttons and indicator lights in the enclosure

Number of command points	Product function/EMERGENCY STOP function	SD	Article No.	Price per PU	PU (UNIT, SET, M)	PS*	PG
--------------------------	--	----	-------------	--------------	-------------------	-----	----

Customized enclosures¹⁾



3SU1801-0AZ00 K0Y

Plastic							
1	No	10	3SU1801-0AZ00 K0Y		1	1 unit	41J
	Yes	10	3SU1801-0NZ00 K0Y		1	1 unit	41J
2	No	10	3SU1802-0AZ00 K0Y		1	1 unit	41J
	Yes	10	3SU1802-0NZ00 K0Y		1	1 unit	41J
3	No	10	3SU1803-0AZ00 K0Y		1	1 unit	41J
	Yes	10	3SU1803-0NZ00 K0Y		1	1 unit	41J
4	No	10	3SU1804-0AZ00 K0Y		1	1 unit	41J
	Yes	10	3SU1804-0NZ00 K0Y		1	1 unit	41J
6	No	10	3SU1806-0AZ00 K0Y		1	1 unit	41J
	Yes	10	3SU1806-0NZ00 K0Y		1	1 unit	41J



3SU1851-0AZ00 K0Y

Metal							
1	No	10	3SU1851-0AZ00 K0Y		1	1 unit	41J
	Yes	10	3SU1851-0NZ00 K0Y		1	1 unit	41J
2	No	10	3SU1852-0AZ00 K0Y		1	1 unit	41J
	Yes	10	3SU1852-0NZ00 K0Y		1	1 unit	41J
3	No	10	3SU1853-0AZ00 K0Y		1	1 unit	41J
	Yes	10	3SU1853-0NZ00 K0Y		1	1 unit	41J
4	No	10	3SU1854-0AZ00 K0Y		1	1 unit	41J
	Yes	10	3SU1854-0NZ00 K0Y		1	1 unit	41J
6	No	10	3SU1856-0AZ00 K0Y		1	1 unit	41J
	Yes	10	3SU1856-0NZ00 K0Y		1	1 unit	41J

¹⁾ The fittings and labeling of the command point can be chosen using the Configurator on the Internet. The prices depend on the equipment selected. When ordering, always add the article number and the code K0Y and the CIN number from the Configurator.
Ordering example:
3SU1801-0AZ00 K0Y, CIN20150609140858154554,
[see www.siemens.com/sirius-act/configurator](http://www.siemens.com/sirius-act/configurator).

SIRIUS ACT Pushbuttons and Indicator Lights Enclosures

Pushbuttons and indicator lights in the enclosure for AS-Interface

Overview

With AS-Interface enclosures, distributed SIRIUS ACT pushbuttons and indicator lights can be quickly connected to the AS-Interface communication system. Using suitable components you can make your own enclosures with integrated AS-Interface or flexibly modify existing enclosures.



Enclosures for AS-Interface

Enclosures

Color of enclosure top:

- Gray, RAL 7035
- Yellow, RAL 1004 for EMERGENCY STOP

Color of enclosure base:

- Black, RAL 9005

Equipping with AS-Interface slaves

The following slaves are available for connecting the command points:

- Slave in A/B technology with 4 digital inputs and 3 digital outputs (4 DI/3 DQ)
- Slave with 4 digital inputs and 4 digital outputs (4 DI/4 DQ)
- F slave with 2 safe inputs for EMERGENCY STOP mushroom pushbutton (2 F-DI), also with integrated red LED for the illuminated EMERGENCY STOP mushroom pushbutton.

The following table shows the maximum number of slaves possible:

Number of command points	Number of slaves for enclosures without EMERGENCY STOP	Number of slaves for enclosures with EMERGENCY STOP
1	--	1 x F slave 2 F-DI
2	1 x slave 4 DI/4 DQ or 4 DI/3 DQ	--
3	1 x slave 4 DI/4 DQ or 4 DI/3 DQ	1 x slave 4 DI/4 DQ or 4 DI/3 DQ + 1 x F slave
4	2 x slave 4 DI/4 DQ or 4 DI/3 DQ	2 x slave 4 DI/4 DQ or 4 DI/3 DQ + 1 x F slave
6	2 x slave 4 DI/4 DQ or 4 DI/3 DQ	2 x slave 4 DI/4 DQ or 4 DI/3 DQ + 1 x F slave

Connection

One set of links is required in each case to connect a slave to contact modules, LED modules, and the connection element.

The connection elements are mounted in the front-end cable glands and are used to connect the AS-Interface or bring unused inputs or outputs out of the enclosure.

For connection to AS-Interface, the following options are available:

- Terminal for shaped AS-Interface cable. The cable is contacted by the insulation piercing method and routed past the enclosure on the outside (possible only with plastic enclosure).
- Cable gland for the shaped AS-Interface cable or round cable. The cable is routed into the enclosure (preferable for metal enclosure).
- Connection using M12 plug.

If less than all inputs/outputs of the installed slaves in an enclosure are used for connecting the command devices, free inputs and outputs can be routed on request to the outside through an M12 socket on the top or bottom side of the enclosure.

To supply inputs with power, the S+ connection of the slave must be assigned to the socket, for outputs the OUT- connection must be assigned. Addressing is performed using the AS-Interface connections or the integrated addressing socket. An external power supply is not required.

Enclosures with standard fittings

Enclosures with standard fittings are available with:

- 1 to 3 command points
- Operational voltage through AS-Interface (approx. 30 V)
- Vertical mounting type
- Plastic enclosures are equipped with plastic actuators and indicators, metal enclosures are equipped with metal actuators and indicators

The enclosures without EMERGENCY STOP each have one module with 4I/3O; the enclosures with EMERGENCY STOP mushroom pushbuttons have a safe AS-Interface slave integrated in the enclosure. Enclosures with EMERGENCY STOP mushroom pushbuttons are fitted with two NC contact modules, which are wired to the safe F slave.

The contact modules and LED modules (with spring-type terminals) of the command devices and the AS-Interface slaves are mounted in the base of the enclosure and connected using cables. The plastic enclosures are designed with a connection for the AS-Interface flat cable (the cable is run along the outside of the enclosure). For metal enclosures, the AS-Interface cable is run inside the enclosure.

The enclosures with EMERGENCY STOP mushroom pushbuttons are also available with an M12 connector.

Customized enclosures (selection by configurator)


To order customized 3SU18 AS-Interface enclosures with pushbuttons and indicator lights, the configurator must be used to select the fittings. An electronic order form will be generated for the options.

For the Configurator, see www.siemens.com/sirius-act/configurator.





SIRIUS ACT Pushbuttons and Indicator Lights Enclosures

Pushbuttons and indicator lights in the enclosure for AS-Interface

Selection and ordering data

Color of enclosure top	Number of command points	Enclosure version Command point fittings	Color, marking	SD	Insulation piercing method 	PU (UNIT, SET, M)	PS*	PG
					Article No.	Price per PU		

Enclosures with standard fittings

Plastic									
	Yellow	1	With recess for labeling plate A = EMERGENCY STOP mushroom pushbuttons, 40 mm, with positive latching acc. to ISO 13850, rotate to unlatch	Red	5	3SU1801-0NB10-4HB2	1	1 unit	41J
3SU1801-0NB10-4HB2									
	Gray	2	With recess for labeling plate A = Pushbutton/ B = Pushbutton	A = Red/ B = Green A = O/ B = I	5	3SU1802-0AB10-4HB1	1	1 unit	41J
3SU1802-0AB10-4HB1									
	Gray	3	With recess for labeling plate A = Pushbutton/ B = Pushbutton/ C = Indicator light	A = Black/ B = White A = O/ B = I	5	3SU1802-0AC10-4HB1	1	1 unit	41J
3SU1802-0AC10-4HB1									
	Gray	3	With recess for labeling plate A = Pushbutton/ B = Pushbutton/ C = Indicator light	A = Red/ B = Green/ C = Clear A = O/ B = I/ C = "Without inscription"	5	3SU1803-0AB10-4HB1	1	1 unit	41J
3SU1803-0AB10-4HB1									

Number of command points	Product function/ EMERGENCY STOP function	SD	Article No.	Price per PU	PU (UNIT, SET, M)	PS*	PG
--------------------------	--	----	-------------	--------------	-------------------	-----	----

Customized enclosures for AS-Interface¹⁾


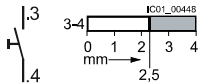
Plastic								
	1	No	10	3SU1801-0NZ10 K0Y	1	1 unit	41J	
3SU1801-0NZ10 K0Y								
	2	No	10	3SU1802-0AZ10 K0Y	1	1 unit	41J	
3SU1802-0AZ10 K0Y								
	2	Yes	10	3SU1802-0NZ10 K0Y	1	1 unit	41J	
	3	No	10	3SU1803-0AZ10 K0Y	1	1 unit	41J	
	3	Yes	10	3SU1803-0NZ10 K0Y	1	1 unit	41J	
	4	No	10	3SU1804-0AZ10 K0Y	1	1 unit	41J	
	4	Yes	10	3SU1804-0NZ10 K0Y	1	1 unit	41J	
	6	No	10	3SU1806-0AZ10 K0Y	1	1 unit	41J	
	6	Yes	10	3SU1806-0NZ10 K0Y	1	1 unit	41J	
Metal								
	1	No	10	3SU1851-0NZ10 K0Y	1	1 unit	41J	
	2	No	10	3SU1852-0AZ10 K0Y	1	1 unit	41J	
	2	Yes	10	3SU1852-0NZ10 K0Y	1	1 unit	41J	
	3	No	10	3SU1853-0AZ10 K0Y	1	1 unit	41J	
	3	Yes	10	3SU1853-0NZ10 K0Y	1	1 unit	41J	
	4	No	10	3SU1854-0AZ10 K0Y	1	1 unit	41J	
	4	Yes	10	3SU1854-0NZ10 K0Y	1	1 unit	41J	
	6	No	10	3SU1856-0AZ10 K0Y	1	1 unit	41J	
	6	Yes	10	3SU1856-0NZ10 K0Y	1	1 unit	41J	

¹⁾ The fittings and labeling of the command point can be chosen using the Configurator on the Internet. The prices depend on the equipment selected, see www.siemens.com/sirius-act/configurator.

SIRIUS ACT Pushbuttons and Indicator Lights Enclosures

Modules for enclosures

Selection and ordering data

Contact version	Number of contacts		SD	Screw terminals		PU (UNIT, SET, M)	PS*	PG	
	NO contacts	NC contacts		Article No.	Price per PU				
Contact modules for base mounting									
	Silver alloy	1	0		5	3SU1400-2AA10-1BA0	1	1 unit	41J
		0	1				3SU1400-2AA10-1CA0	1	1 unit
3SU1400-2AA10-1BA0	Gold-plated NEW	1	0		5	3SU1400-2AA10-1LA0	1	1 unit	41J
		0	1		5	3SU1400-2AA10-1MA0	1	1 unit	41J
3SU1400-2AA10-1LA0	Spring-type terminals								
	Silver alloy	1	0		5	3SU1400-2AA10-3BA0	1	1 unit	41J
		0	1				3SU1400-2AA10-3CA0	1	1 unit
3SU1400-2AA10-3BA0	Gold-plated NEW	1	0		5	3SU1400-2AA10-3LA0	1	1 unit	41J
3SU1400-2AA10-3LA0			0	1					

⊕ Positive opening according to IEC 60947-5-1, Annex K.
Can be used with 3SK 11 safety relays or the 3RK3 Modular Safety System,
see page 11/1 onwards.
Certificate:



SIRIUS ACT Pushbuttons and Indicator Lights Enclosures

Modules for enclosures

Operational voltage at AC	Operational voltage at DC	Color	SD	Screw terminals		PU (UNIT, SET, M)	PS*	PG				
				Article No.	Price per PU							
V	V		d									
LED modules¹⁾ for base mounting												
24	24	Amber	3	3SU1401-2BB00-1AA0		1	1 unit	41J				
		Red	3						3SU1401-2BB20-1AA0	1	1 unit	41J
		Yellow	3						3SU1401-2BB30-1AA0	1	1 unit	41J
		Green	3						3SU1401-2BB40-1AA0	1	1 unit	41J
		Blue	▶						3SU1401-2BB50-1AA0	1	1 unit	41J
		White	3						3SU1401-2BB60-1AA0	1	1 unit	41J
110	--	Amber	5	3SU1401-2BC00-1AA0		1	1 unit	41J				
		Red	▶						3SU1401-2BC20-1AA0	1	1 unit	41J
		Yellow	5						3SU1401-2BC30-1AA0	1	1 unit	41J
		Green	▶						3SU1401-2BC40-1AA0	1	1 unit	41J
		Blue	▶						3SU1401-2BC50-1AA0	1	1 unit	41J
		White	▶						3SU1401-2BC60-1AA0	1	1 unit	41J
230	--	Amber	5	3SU1401-2BF00-1AA0		1	1 unit	41J				
		Red	▶						3SU1401-2BF20-1AA0	1	1 unit	41J
		Yellow	5						3SU1401-2BF30-1AA0	1	1 unit	41J
		Green	▶						3SU1401-2BF40-1AA0	1	1 unit	41J
		Blue	▶						3SU1401-2BF50-1AA0	1	1 unit	41J
		White	▶						3SU1401-2BF60-1AA0	1	1 unit	41J



3SU1401-2BB60-1AA0

¹⁾ Only for use with SIRIUS commanding and signaling devices.

Operational voltage at AC	Operational voltage at DC	Color	SD	Spring-type terminals		PU (UNIT, SET, M)	PS*	PG				
				Article No.	Price per PU							
V	V		d									
LED modules¹⁾ for base mounting												
24	24	Amber	5	3SU1401-2BB00-3AA0		1	1 unit	41J				
		Red	▶						3SU1401-2BB20-3AA0	1	1 unit	41J
		Yellow	5						3SU1401-2BB30-3AA0	1	1 unit	41J
		Green	▶						3SU1401-2BB40-3AA0	1	1 unit	41J
		Blue	▶						3SU1401-2BB50-3AA0	1	1 unit	41J
		White	▶						3SU1401-2BB60-3AA0	1	1 unit	41J
110	--	Amber	5	3SU1401-2BC00-3AA0		1	1 unit	41J				
		Red	▶						3SU1401-2BC20-3AA0	1	1 unit	41J
		Yellow	5						3SU1401-2BC30-3AA0	1	1 unit	41J
		Green	▶						3SU1401-2BC40-3AA0	1	1 unit	41J
		Blue	▶						3SU1401-2BC50-3AA0	1	1 unit	41J
		White	▶						3SU1401-2BC60-3AA0	1	1 unit	41J
230	--	Amber	5	3SU1401-2BF00-3AA0		1	1 unit	41J				
		Red	▶						3SU1401-2BF20-3AA0	1	1 unit	41J
		Yellow	5						3SU1401-2BF30-3AA0	1	1 unit	41J
		Green	▶						3SU1401-2BF40-3AA0	1	1 unit	41J
		Blue	▶						3SU1401-2BF50-3AA0	1	1 unit	41J
		White	▶						3SU1401-2BF60-3AA0	1	1 unit	41J



3SU1401-2BB20-3AA0

¹⁾ Only for use with SIRIUS commanding and signaling devices.

SIRIUS ACT Pushbuttons and Indicator Lights Enclosures

Modules for enclosures

Operational voltage at AC	Operational voltage at DC	Color	SD	Screw terminals		PU (UNIT, SET, M)	PS*	PG
				Article No.	Price per PU			
V	V		d					
LED modules¹⁾ for base mounting - wide voltage range								
6 ... 24	6 ... 24	Amber	3	▶ 3SU1401-2BG00-1AA0		1	1 unit	41J
		Red	▶ 3SU1401-2BG20-1AA0					
		Yellow	▶ 3SU1401-2BG30-1AA0					
		Green	▶ 3SU1401-2BG40-1AA0					
		Blue	▶ 3SU1401-2BG50-1AA0					
		White	▶ 3SU1401-2BG60-1AA0					
24 ... 240	24 ... 240	Amber	5	▶ 3SU1401-2BH00-1AA0		1	1 unit	41J
		Red	▶ 3SU1401-2BH20-1AA0					
		Yellow	▶ 3SU1401-2BH30-1AA0					
		Green	▶ 3SU1401-2BH40-1AA0					
		Blue	▶ 3SU1401-2BH50-1AA0					
		White	▶ 3SU1401-2BH60-1AA0					
Spring-type terminals								
6 ... 24	6 ... 24	Amber	5	▶ 3SU1401-2BG00-3AA0		1	1 unit	41J
		Red	▶ 3SU1401-2BG20-3AA0					
		Yellow	▶ 3SU1401-2BG30-3AA0					
		Green	▶ 3SU1401-2BG40-3AA0					
		Blue	▶ 3SU1401-2BG50-3AA0					
		White	▶ 3SU1401-2BG60-3AA0					
24 ... 240	24 ... 240	Amber	5	▶ 3SU1401-2BH00-3AA0		1	1 unit	41J
		Red	▶ 3SU1401-2BH20-3AA0					
		Yellow	▶ 3SU1401-2BH30-3AA0					
		Green	▶ 3SU1401-2BH40-3AA0					
		Blue	▶ 3SU1401-2BH50-3AA0					
		White	▶ 3SU1401-2BH60-3AA0					



3SU1401-2BG60-1AA0



3SU1401-2BG20-3AA0

¹⁾ Only for use with SIRIUS commanding and signaling devices.

Operational voltage at AC	Operational voltage at DC	SD	Screw terminals		PU (UNIT, SET, M)	PS*	PG	
			Article No.	Price per PU				
V	V	d						
LED test modules¹⁾ for base mounting								
6 ... 240	6 ... 240	▶		3SU1400-2CK10-1AA0		1	1 unit	41J



3SU1401-1CK10-1AA0

¹⁾ Only to be used for SIRIUS ACT LED modules (6 ... 24 V AC/DC, 24 V AC/DC, 24 ... 240 V AC/DC).

SIRIUS ACT Pushbuttons and Indicator Lights Enclosures

Modules for enclosures

Operational voltage	Slave type	Number of digital inputs		Number of digital outputs	SD	Spring-type terminals (push-in)	PU (UNIT, SET, M)	PS*	PG	
		Standard	Safety-related							
						Article No.	Price per PU			
AS-Interface modules, base mounting										
 3SU1400-2EJ10-6AA0	30 V	4 DI/3 DQ AB	4	0	3	5	3SU1400-2EJ10-6AA0	1	1 unit	41J
		4 DI/4DQ	4	0	4	▶ 5	3SU1400-2EK10-6AA0	1	1 unit	41J
		2 F-DI	0	2	0	5	3SU1400-2EA10-6AA0	1	1 unit	41J
		2 F-DI + 1LED	0	2	1	5	3SU1401-2EE20-6AA0	1	1 unit	41J
					For controlling the LEDs					
Electronic module for IO-Link, base mounting										
 3SU1400-2HL10-6AA0	24 V	Freely programmable (default 6 DI/2 DQ)	0-8	0	0-8	5	3SU1400-2HL10-6AA0	1	1 unit	41J
Color						SD	Screw terminals	PU (UNIT, SET, M)	PS*	PG
						d	Article No.	Price per PU		
Support terminals NEW										
 3SU1400-2DA10-1AA0	Black					3	3SU1400-2DA10-1AA0	1	1 unit	41J
	Blue					5	3SU1400-2DA50-1AA0	1	1 unit	41J
	Green/Yellow					3	3SU1400-2DA43-1AA0	1	1 unit	41J
 3SU1400-2DA50-3AA0	Black					5	3SU1400-2DA10-3AA0	1	1 unit	41J
	Blue					5	3SU1400-2DA50-3AA0	1	1 unit	41J
	Green/Yellow					5	3SU1400-2DA43-3AA0	1	1 unit	41J

SIRIUS ACT Pushbuttons and Indicator Lights

Accessories

Labels

Insert labels

Overview

Labels can be inserted for identification purposes in pushbuttons (clear) and in illuminated pushbuttons with a flat button. These insert labels are made of transparent plastic with black inscription; they can be fitted in any 90° angle.

Inscription

The inscription is in upper/lower case, all words begin with upper case letters. Graphic symbols, including those not listed in the catalog, are according to ISO 7000 or IEC 60417.

The insert labels without inscription are suitable for user marking with permanent pen.

For customized inscriptions, see "Options", page 13/112.

Selection and ordering data

Color	Marking	SD	Article No.	Price per PU	PU (UNIT, SET, M)	PS*	PG
Insert labels							
For self-inscription							
Milky white/black (label/lettering)	None	d	3SU1900-0AB71-0AA0		100	10 units	41J
With customized inscription							
Milky white/black (label/lettering)	For inscriptions or symbols, see "Options", page 13/112.	10	3SU1900-0AB71-0AZ0		1	1 unit	41J
Inscription in German							
Milky white/black (label/lettering)	Ein	5	3SU1900-0AB71-0AB0		100	10 units	41J
	Aus	5	3SU1900-0AB71-0AC0		100	10 units	41J
	Auf	5	3SU1900-0AB71-0AD0		100	10 units	41J
	Ab	5	3SU1900-0AB71-0AE0		100	10 units	41J
	Vor	5	3SU1900-0AB71-0AF0		100	10 units	41J
	Zurück	5	3SU1900-0AB71-0AG0		100	10 units	41J
	Rechts	5	3SU1900-0AB71-0AH0		100	10 units	41J
	Links	5	3SU1900-0AB71-0AJ0		100	10 units	41J
	Halt	5	3SU1900-0AB71-0AK0		100	10 units	41J
	Zu	5	3SU1900-0AB71-0AL0		100	10 units	41J
	Schnell	5	3SU1900-0AB71-0AM0		100	10 units	41J
	Langsam	5	3SU1900-0AB71-0AN0		100	10 units	41J
	Betrieb	5	3SU1900-0AB71-0AP0		100	10 units	41J
	Störung	5	3SU1900-0AB71-0AQ0		100	10 units	41J
	Einrichten	5	3SU1900-0AB71-0AR0		100	10 units	41J
Inscription in English							
Milky white/black (label/lettering)	On	5	3SU1900-0AB71-0DJ0		100	10 units	41J
	Off	5	3SU1900-0AB71-0DK0		100	10 units	41J
	Up	5	3SU1900-0AB71-0DL0		100	10 units	41J
	Down	5	3SU1900-0AB71-0DM0		100	10 units	41J
	Forward	5	3SU1900-0AB71-0DN0		100	10 units	41J
	Right	5	3SU1900-0AB71-0DQ0		100	10 units	41J
	Left	5	3SU1900-0AB71-0DR0		100	10 units	41J
	Stop	5	3SU1900-0AB71-0DS0		100	10 units	41J
	Start	5	3SU1900-0AB71-0DT0		100	10 units	41J
	Reset	5	3SU1900-0AB71-0DU0		100	10 units	41J
	Test	5	3SU1900-0AB71-0DV0		100	10 units	41J
	Open	5	3SU1900-0AB71-0DW0		100	10 units	41J
	Close	5	3SU1900-0AB71-0DX0		100	10 units	41J
	Running	5	3SU1900-0AB71-0EB0		100	10 units	41J
	Fast	5	3SU1900-0AB71-0EE0		100	10 units	41J
	Slow	5	3SU1900-0AB71-0EF0		100	10 units	41J



3SU1900-0AB71-0AA0



3SU1900-0AB71-0AB0



3SU1900-0AB71-0DN0

SIRIUS ACT Pushbuttons and Indicator Lights

Accessories

Labels

Insert labels

Options

Customized inscriptions

The labels can be inscribed with text and symbols not listed in the ordering data.

Text inscriptions have centered alignment and a font height of 4 mm as standard (for a single line of text) or 3 mm (for two or three lines of text).

The typeface used is Arial. Other letter heights and typefaces are possible, but must be specified when ordering.

For round insert labels, the maximum possible number of characters per line is:

- 10 characters for one line of text
- 8 characters for two lines of text
- 6 characters for three lines of text, but 10 characters in the middle line.

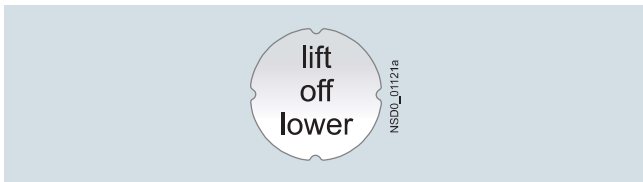
Examples for customized inscription



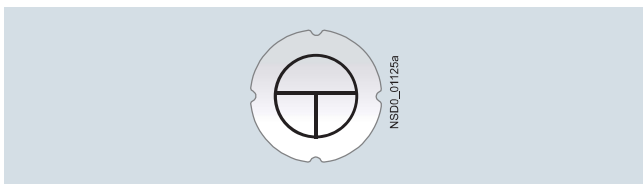
Two-line inscription in upper/lower case lettering (Q0Y)




Single-line inscription in upper case lettering (Q1Y)



Three-line inscription in lower case letters (Q2Y)



Symbol number 5011 according to IEC 60417 (Q3Y)



Any symbol according to order form supplement (Q9Y)

Ordering notes

Append the following order codes to the article number:

- **Q0Y:** Text line(s) in upper/lower case, all lines begin with upper case letters (e.g. line 1: Lift/line 2: Off)
- **Q1Y:** Text line(s) in upper case (e.g. LIFT)
- **Q2Y:** Text line(s) in lower case (e.g. lift/off/lower)
- **Q5Y:** Text line(s) in upper/lower case, all words begin with upper case letters (e.g. On Off)
- **Q3Y:** Symbol with number according to ISO 7000 or IEC 60417
- **Q9Y:** Inscription of choice, text or symbol, can only be ordered via SIRIUS ACT Configurator with a Configuration Identification Number (CIN)

When ordering, specify the required inscription in plain text without spaces, in addition to the article number and order code. In the case of special inscriptions with words in languages other than German, give the exact spelling and specify the language. In the case of multi-line inscriptions, the text must be assigned to the respective line, e.g. Z1=Lift, Z2=Lower. [see ordering example 1.](#)

Symbols can also be ordered with numbers according to ISO 7000 or IEC 60417, [see ordering examples 2 and 3.](#)

The SIRIUS ACT Configurator must be used to select special inscriptions and symbols (order code Q9Y). In this case a CIN (Configuration Identification Number) is generated for placement of future orders. It is then possible to place an order directly using the CIN and the SIRIUS ACT Configurator (Mall shopping cart) or via the standard ordering channels.

Standard ordering channels:

- Configurator: www.siemens.com/sirius-act/configurator
- [Electronic Catalog CA 01 on DVD](#)
- Industry Mall: www.siemens.com/industrymall

Ordering example 1

A label with 2 lines of text is required:

3SU1900-0AB71-0AZ0

Q1Y

Z1=LIFT

Z2=LOWER

Ordering example 2

A label inscribed with symbol No. 5011 according to IEC 60417 is required:

3SU1900-0AB71-0AZ0

Q3Y

Z=5011 IEC

Ordering example 3

A label inscribed with symbol No. 1118 according to ISO 7000 is required:

3SU1900-0AB71-0AZ0

Q3Y

Z=1118 ISO








SIRIUS ACT Pushbuttons and Indicator Lights

Accessories

Labels

Label holders for labeling plates

Selection and ordering data

Label holder shape	Label holder color	Label fastening method	Labeling plate size		SD	Article No.	Price per PU	PU (UNIT, SET, M)	PS*	PG
			Height mm	Width mm						
Label holders for labeling plates										
	With rounded bottom	Black	Self-adhesive	12.5	27	▶	3SU1900-0AG10-0AA0	100	10 units	41J
				17.5	27	▶	3SU1900-0AH10-0AA0	100	10 units	41J
				27	27	▶	3SU1900-0AJ10-0AA0	100	10 units	41J
		Snap-on	12.5	27	▶	3SU1900-0AR10-0AA0	100	10 units	41J	
			17.5	27	▶	3SU1900-0AS10-0AA0	100	10 units	41J	
			27	27	▶	3SU1900-0AT10-0AA0	100	10 units	41J	
3SU1900-0AG10-0AA0										
	With square bottom	Black	Self-adhesive	12.5	27	3	3SU1900-0AN10-0AA0	100	10 units	41J
				17.5	27	▶	3SU1900-0AP10-0AA0	100	10 units	41J
				27	27	5	3SU1900-0AQ10-0AA0	100	10 units	41J
3SU1900-0AN10-0AA0										
Label holders for labeling plates, coordinate switches										
	With square bottom	Black	Self-adhesive	27	27	▶	3SU1900-0AL10-0AA0	1	1 unit	41J
3SU1900-0AL10-0AA0										
	Cross	Black	Self-adhesive	27	27	▶	3SU1900-0AM10-0AA0	1	1 unit	41J
3SU1900-0AM10-0AA0										
Label holders for labeling plates, twin pushbuttons										
	Rectangular	Black	Self-adhesive	12.5	27	▶	3SU1900-0AK10-0AA0	100	10 units	41J
3SU1900-0AK10-0AA0										
Single frames										
	Square	--	--	29.8	29.8	▶	3SU1900-0AX10-0AA0	1	10 units	41J
3SU1900-0AX10-0AA0										
Label holders for labeling plates 17.5 x 27 mm NEW										
	For 2 labeling plates	Black	Self-adhesive	17.5	27	▶	3SU1900-0BQ10-0AA0	1	1 unit	41J
							Snap-on	3SU1900-0BR10-0AA0	1	1 unit
	With rounded bottom	Black	Self-adhesive	Snap-on	▶	3SU1900-0BS10-0AA0	1	1 unit	41J	
						3SU1900-0BT10-0AA0	1	1 unit	41J	
3SU1900-0BT10-0AA0										

SIRIUS ACT Pushbuttons and Indicator Lights

Accessories

Labels

Labeling plates

Overview

Label holders of black plastic, and labeling plates (black with white print or silver-colored with black print) for sticking or snapping in place, are available for labeling. They are not suitable for EMERGENCY STOP buttons. Note mounting dimensions! The label holders cannot be used in conjunction with protective caps, protective collars and locking devices.

Inscription

The inscription is in upper/lower case, all words begin with upper case letters. Graphic symbols, including those not listed in the catalog, are according to ISO 7000 or IEC 60417.

For customized inscriptions, see "Options", page 13/120.




Labeling plates for sticking/snapping in place

The labels are available in three sizes:

- 12.5 mm × 27 mm
- 17.5 mm × 27 mm
- 27 mm × 27 mm

For mounting the labeling plates, you can choose between label holders for stick-on or snap-on mounting.

Selection and ordering data

Color	Marking	Symbol No.	SD	Article No.	Price per PU	PU (UNIT, SET, M)	PS*	PG
Labeling plates 12.5 mm x 27 mm								
For self-inscription								
	Black/white (label/lettering)	None	--	▶ 3SU1900-0AC16-0AA0		100	10 units	41J
	With customized inscription							
	Black/white (label/lettering)	For inscriptions or symbols, see "Options", page 13/120.	10	3SU1900-0AC16-0AZ0		1	1 unit	41J
Inscription in German								
	Black/white (label/lettering)	Ein	--	5	3SU1900-0AC16-0AB0	100	10 units	41J
		Aus	--	5	3SU1900-0AC16-0AC0	100	10 units	41J
		Auf	--	5	3SU1900-0AC16-0AD0	100	10 units	41J
		Ab	--	5	3SU1900-0AC16-0AE0	100	10 units	41J
		Vor	--	5	3SU1900-0AC16-0AF0	100	10 units	41J
		Zurück	--	5	3SU1900-0AC16-0AG0	100	10 units	41J
		Rechts	--	5	3SU1900-0AC16-0AH0	100	10 units	41J
		Links	--	5	3SU1900-0AC16-0AJ0	100	10 units	41J
		Halt	--	5	3SU1900-0AC16-0AK0	100	10 units	41J
		Zu	--	5	3SU1900-0AC16-0AL0	100	10 units	41J
		Betrieb	--	5	3SU1900-0AC16-0AP0	100	10 units	41J
		Störung	--	5	3SU1900-0AC16-0AQ0	100	10 units	41J
		Hand Auto	--	5	3SU1900-0AC16-0DB0	100	10 units	41J
	Hand O Auto	--	5	3SU1900-0AC16-0DD0	100	10 units	41J	
Inscription in English								
	Black/white (label/lettering)	On	--	5	3SU1900-0AC16-0DJ0	100	10 units	41J
		Off	--	5	3SU1900-0AC16-0DK0	100	10 units	41J
		Up	--	5	3SU1900-0AC16-0DL0	100	10 units	41J
		Down	--	5	3SU1900-0AC16-0DM0	100	10 units	41J
		Forward	--	5	3SU1900-0AC16-0DN0	100	10 units	41J
		Reverse	--	5	3SU1900-0AC16-0DP0	100	10 units	41J
		Right	--	5	3SU1900-0AC16-0DQ0	100	10 units	41J
		Left	--	5	3SU1900-0AC16-0DR0	100	10 units	41J
		Stop	--	5	3SU1900-0AC16-0DS0	100	10 units	41J
		Start	--	5	3SU1900-0AC16-0DT0	100	10 units	41J
		Reset	--	5	3SU1900-0AC16-0DU0	100	10 units	41J
		Test	--	5	3SU1900-0AC16-0DV0	100	10 units	41J
		Open	--	5	3SU1900-0AC16-0DW0	100	10 units	41J
		Close	--	5	3SU1900-0AC16-0DX0	100	10 units	41J
		Jog	--	5	3SU1900-0AC16-0DE0	100	10 units	41J
		Running	--	5	3SU1900-0AC16-0EB0	100	10 units	41J
		Fault	--	5	3SU1900-0AC16-0EC0	100	10 units	41J
		Run	--	5	3SU1900-0AC16-0ED0	100	10 units	41J
		Stop Start	--	5	3SU1900-0AC16-0DC0	100	10 units	41J
		Off On	--	3	3SU1900-0AC16-0DH0	100	10 units	41J
		Power off	--	5	3SU1900-0AC16-0DF0	100	10 units	41J
		Power on	--	5	3SU1900-0AC16-0DG0	100	10 units	41J
		Man O Auto	--	5	3SU1900-0AC16-0DY0	100	10 units	41J
		Man Auto	--	5	3SU1900-0AC16-0EA0	100	10 units	41J

SIRIUS ACT Pushbuttons and Indicator Lights

Accessories

Labels

Labeling plates

Color	Marking	Symbol No.	SD	Article No.	Price per PU	PU (UNIT, SET, M)	PS*	PG
-------	---------	------------	----	-------------	--------------	-------------------	-----	----

Labeling plates 12.5 mm x 27 mm

Inscription in French




3SU1900-0AC16-0GA0

Black/white (label/lettering)	Marche	--	5	3SU1900-0AC16-0GA0		100	10 units	41J
	Arrêt	--	5	3SU1900-0AC16-0GB0		100	10 units	41J
	Montée	--	5	3SU1900-0AC16-0GC0		100	10 units	41J
	Descente	--	5	3SU1900-0AC16-0GD0		100	10 units	41J
	Avant	--	5	3SU1900-0AC16-0GE0		100	10 units	41J
	Retour	--	5	3SU1900-0AC16-0GF0		100	10 units	41J
	Droite	--	5	3SU1900-0AC16-0GG0		100	10 units	41J
	Gauche	--	5	3SU1900-0AC16-0GH0		100	10 units	41J
	Ouvert	--	5	3SU1900-0AC16-0GJ0		100	10 units	41J
	Fermé	--	5	3SU1900-0AC16-0GK0		100	10 units	41J
	Rapide	--	5	3SU1900-0AC16-0GL0		100	10 units	41J
	En Service	--	5	3SU1900-0AC16-0GM0		100	10 units	41J
	Default	--	5	3SU1900-0AC16-0GN0		100	10 units	41J
	Réglage	--	5	3SU1900-0AC16-0GP0		100	10 units	41J
	Arrêt d'urgence	--	5	3SU1900-0AC16-0GQ0		100	10 units	41J
	Hors Service	--	5	3SU1900-0AC16-0GR0		100	10 units	41J
	Sous tension	--	5	3SU1900-0AC16-0GS0		100	10 units	41J
	Manu Auto	--	5	3SU1900-0AC16-0GT0		100	10 units	41J
	Marche Arrêt	--	5	3SU1900-0AC16-0GU0		100	10 units	41J
	Réarmement	--	5	3SU1900-0AC16-0GV0		100	10 units	41J

With symbol



3SU1900-0AC16-0QG0






Black/white (label/lettering)	O	--	5	3SU1900-0AC16-0QA0		100	10 units	41J
	I	--	5	3SU1900-0AC16-0QB0		100	10 units	41J
	O I	--	3	3SU1900-0AC16-0QG0		100	10 units	41J
	1 2	--	5	3SU1900-0AC16-0QJ0		100	10 units	41J
	 ARROW DIRECTION UP	--	5	3SU1900-0AC16-0QS0		100	10 units	41J

SIRIUS ACT Pushbuttons and Indicator Lights

Accessories

Labels

Labeling plates

Color	Marking	Symbol No.	SD	Article No.	Price per PU	PU (UNIT, SET, M)	PS*	PG	
Labeling plates 12.5 mm x 27 mm									
For self-inscription									
	Silver/black (label/lettering)	None		3SU1900-0AC81-0AA0		100	10 units	41J	
With customized inscription									
	Silver/black (label/lettering)	For inscriptions or symbols, see "Options", page 13/120.	10	3SU1900-0AC81-0AZ0		1	1 unit	41J	
Inscription in German									
	Silver/black (label/lettering)	Ein	--	3SU1900-0AC81-0AB0		100	10 units	41J	
		Aus	--	3SU1900-0AC81-0AC0		100	10 units	41J	
		Auf	--	3SU1900-0AC81-0AD0		100	10 units	41J	
		Ab	--	3SU1900-0AC81-0AE0		100	10 units	41J	
		Vor	--	3SU1900-0AC81-0AF0		100	10 units	41J	
		Zurück	--	3SU1900-0AC81-0AG0		100	10 units	41J	
		Rechts	--	3SU1900-0AC81-0AH0		100	10 units	41J	
		Links	--	3SU1900-0AC81-0AJ0		100	10 units	41J	
		Halt	--	3SU1900-0AC81-0AK0		100	10 units	41J	
		Zu	--	3SU1900-0AC81-0AL0		100	10 units	41J	
		Schnell	--	3SU1900-0AC81-0AM0		100	10 units	41J	
		Langsam	--	3SU1900-0AC81-0AN0		100	10 units	41J	
		Betrieb	--	3SU1900-0AC81-0AP0		100	10 units	41J	
		Störung	--	3SU1900-0AC81-0AQ0		100	10 units	41J	
		Einrichten	--	3SU1900-0AC81-0AR0		100	10 units	41J	
		Hand Auto	--	3SU1900-0AC81-0DB0		100	10 units	41J	
		Stop Start	--	3SU1900-0AC81-0DC0		100	10 units	41J	
		Hand O Auto	--	3SU1900-0AC81-0DD0		100	10 units	41J	
Inscription in English									
	Silver/black (label/lettering)	On	--	3SU1900-0AC81-0DJ0		100	10 units	41J	
		Off	--	3SU1900-0AC81-0DK0		100	10 units	41J	
		Up	--	3SU1900-0AC81-0DL0		100	10 units	41J	
		Down	--	3SU1900-0AC81-0DM0		100	10 units	41J	
		Stop	--	3SU1900-0AC81-0DS0		100	10 units	41J	
		Start	--	3SU1900-0AC81-0DT0		100	10 units	41J	
		Reset	--	3SU1900-0AC81-0DU0		100	10 units	41J	
		Test	--	3SU1900-0AC81-0DV0		100	10 units	41J	
		Open	--	3SU1900-0AC81-0DW0		100	10 units	41J	
		Close	--	3SU1900-0AC81-0DX0		100	10 units	41J	
		Man O Auto	--	3SU1900-0AC81-0DY0		100	10 units	41J	
		Man Auto	--	3SU1900-0AC81-0EAO		100	10 units	41J	
		Running	--	3SU1900-0AC81-0EB0		100	10 units	41J	
		Fault	--	3SU1900-0AC81-0EC0		100	10 units	41J	
		Fast	--	3SU1900-0AC81-0EE0		100	10 units	41J	
		Slow	--	3SU1900-0AC81-0EF0		100	10 units	41J	
With symbol									
	Silver/black (label/lettering)	O	5008 IEC	3SU1900-0AC81-0QA0		100	10 units	41J	
		I	5007 IEC	3SU1900-0AC81-0QB0		100	10 units	41J	
		II	--	3SU1900-0AC81-0QC0		100	10 units	41J	
		III	--	3SU1900-0AC81-0QD0		100	10 units	41J	
		O I	--	3SU1900-0AC81-0QG0		100	10 units	41J	
		I O II	--	3SU1900-0AC81-0QK0		100	10 units	41J	
		I O 2	--	3SU1900-0AC81-0QL0		100	10 units	41J	
		→	ARROW DIRECTION TO RIGHT	5022 IEC	3SU1900-0AC81-0QR0		100	10 units	41J
		↑	ARROW DIRECTION UP	--	3SU1900-0AC81-0QS0		100	10 units	41J

SIRIUS ACT Pushbuttons and Indicator Lights

Accessories

Labels

Labeling plates

Color	Marking	Symbol No.	SD	Article No.	Price per PU	PU (UNIT, SET, M)	PS*	PG
-------	---------	------------	----	-------------	--------------	-------------------	-----	----

Labeling plates 17.5 mm x 27 mm

For self-inscription

Black/white (label/lettering)	None	--	▶	3SU1900-0AD16-0AA0		100	10 units	41J
-------------------------------	------	----	---	--------------------	--	-----	----------	-----

With customized inscription

Black/white (label/lettering)	For inscriptions or symbols, see "Options", page 13/120.		10	3SU1900-0AD16-0AZ0		1	1 unit	41J
-------------------------------	--	--	----	--------------------	--	---	--------	-----

3SU1900-0AD16-0AA0

Inscription in German

Black/white (label/lettering)	Ein	--	▶	3SU1900-0AD16-0AB0		100	10 units	41J
	Aus	--	▶	3SU1900-0AD16-0AC0		100	10 units	41J
	Auf	--	5	3SU1900-0AD16-0AD0		100	10 units	41J
	Ab	--	5	3SU1900-0AD16-0AE0		100	10 units	41J
	Vor	--	5	3SU1900-0AD16-0AF0		100	10 units	41J
	Zurück	--	5	3SU1900-0AD16-0AG0		100	10 units	41J
	Halt	--	5	3SU1900-0AD16-0AK0		100	10 units	41J
	Zu	--	5	3SU1900-0AD16-0AL0		100	10 units	41J
	Betrieb	--	▶	3SU1900-0AD16-0AP0		100	10 units	41J
	Störung	--	▶	3SU1900-0AD16-0AQ0		100	10 units	41J
	Hand Auto	--	▶	3SU1900-0AD16-0DB0		100	10 units	41J

3SU1900-0AD16-0AC0

Inscription in English

Black/white (label/lettering)	Stop Start	--	5	3SU1900-0AD16-0DC0		100	10 units	41J
	On	--	5	3SU1900-0AD16-0DJ0		100	10 units	41J
	Off	--	5	3SU1900-0AD16-0DK0		100	10 units	41J
	Up	--	5	3SU1900-0AD16-0DL0		100	10 units	41J
	Down	--	5	3SU1900-0AD16-0DM0		100	10 units	41J
	Forward	--	5	3SU1900-0AD16-0DN0		100	10 units	41J
	Reverse	--	5	3SU1900-0AD16-0DP0		100	10 units	41J
	Right	--	5	3SU1900-0AD16-0DQ0		100	10 units	41J
	Stop	--	5	3SU1900-0AD16-0DS0		100	10 units	41J
	Start	--	5	3SU1900-0AD16-0DT0		100	10 units	41J
	Open	--	5	3SU1900-0AD16-0DW0		100	10 units	41J
	Close	--	5	3SU1900-0AD16-0DX0		100	10 units	41J
	Man Auto	--	5	3SU1900-0AD16-0EA0		100	10 units	41J
	Running	--	5	3SU1900-0AD16-0EB0		100	10 units	41J
	Fault	--	▶	3SU1900-0AD16-0EC0		100	10 units	41J

3SU1900-0AD16-0DK0

Inscription in French

Black/white (label/lettering)	Marche	--	5	3SU1900-0AD16-0GA0		100	10 units	41J
	Arrêt	--	5	3SU1900-0AD16-0GB0		100	10 units	41J
	Droite	--	5	3SU1900-0AD16-0GG0		100	10 units	41J
	Gauche	--	5	3SU1900-0AD16-0GH0		100	10 units	41J
	En Service	--	5	3SU1900-0AD16-0GM0		100	10 units	41J
	D#efault	--	5	3SU1900-0AD16-0GN0		100	10 units	41J
	Sous tension	--	5	3SU1900-0AD16-0GS0		100	10 units	41J
	Manu Auto	--	5	3SU1900-0AD16-0GT0		100	10 units	41J
	Marche Arrêt	--	5	3SU1900-0AD16-0GU0		100	10 units	41J
	Réarmement	--	5	3SU1900-0AD16-0GV0		100	10 units	41J

With symbol

Black/white (label/lettering)	O	5008 IEC	5	3SU1900-0AD16-0QA0		100	10 units	41J
	I	5007 IEC	5	3SU1900-0AD16-0QB0		100	10 units	41J
	O I	--	5	3SU1900-0AD16-0QG0		100	10 units	41J
	→	5022 IEC	5	3SU1900-0AD16-0QR0		100	10 units	41J
	↑	--	5	3SU1900-0AD16-0QS0		100	10 units	41J





3SU1900-0AD16-0QR0

SIRIUS ACT Pushbuttons and Indicator Lights

Accessories

Labels

Labeling plates







Color	Marking	Symbol No.	SD	Article No.	Price per PU	PU (UNIT, SET, M)	PS*	PG	
Labeling plates 17.5 mm x 27 mm									
For self-inscription									
	Silver/black (label/lettering)	None	--	▶ 3SU1900-0AD81-0AA0		100	10 units	41J	
	With customized inscription								
	Silver/black (label/lettering)	For inscriptions or symbols, see "Options", page 13/120.		10	3SU1900-0AD81-0AZ0	1	1 unit	41J	
Inscription in German									
	Silver/black (label/lettering)	Ein	--	5	3SU1900-0AD81-0AB0	100	10 units	41J	
		Aus	--	5	3SU1900-0AD81-0AC0	100	10 units	41J	
		Auf	--	5	3SU1900-0AD81-0AD0	100	10 units	41J	
		Ab	--	5	3SU1900-0AD81-0AE0	100	10 units	41J	
		Vor	--	5	3SU1900-0AD81-0AF0	100	10 units	41J	
		Zurück	--	5	3SU1900-0AD81-0AG0	100	10 units	41J	
		Rechts	--	5	3SU1900-0AD81-0AH0	100	10 units	41J	
		Halt	--	5	3SU1900-0AD81-0AK0	100	10 units	41J	
		Zu	--	5	3SU1900-0AD81-0AL0	100	10 units	41J	
		Betrieb	--	▶	3SU1900-0AD81-0AP0	100	10 units	41J	
		Störung	--	5	3SU1900-0AD81-0AQ0	100	10 units	41J	
		Hand Auto	--	5	3SU1900-0AD81-0DB0	100	10 units	41J	
		Hand ○ Auto	--	5	3SU1900-0AD81-0DD0	100	10 units	41J	
Inscription in English									
	Silver/black (label/lettering)	On	--	5	3SU1900-0AD81-0DJ0	100	10 units	41J	
		Off	--	5	3SU1900-0AD81-0DK0	100	10 units	41J	
		Stop	--	5	3SU1900-0AD81-0DS0	100	10 units	41J	
		Start	--	5	3SU1900-0AD81-0DT0	100	10 units	41J	
		Reset	--	5	3SU1900-0AD81-0DU0	100	10 units	41J	
		Man ○ Auto	--	5	3SU1900-0AD81-0DY0	100	10 units	41J	
		Fault	--	5	3SU1900-0AD81-0EC0	100	10 units	41J	
	With symbol								
		Silver/black (label/lettering)	○	5008 IEC	5	3SU1900-0AD81-0QA0	100	10 units	41J
		I	5007 IEC	5	3SU1900-0AD81-0QB0	100	10 units	41J	
		○ I	--	5	3SU1900-0AD81-0QG0	100	10 units	41J	
		I ○ II	--	▶	3SU1900-0AD81-0QK0	100	10 units	41J	
		I ○ 2	--	5	3SU1900-0AD81-0QL0	100	10 units	41J	
		→	ARROW DIRECTION TO RIGHT	5022 IEC	5	3SU1900-0AD81-0QR0	100	10 units	41J
		↑	ARROW DIRECTION UP	--	5	3SU1900-0AD81-0QS0	100	10 units	41J

SIRIUS ACT Pushbuttons and Indicator Lights

Accessories

Labels

Labeling plates

Color	Marking	Symbol No.	SD	Article No.	Price per PU	PU (UNIT, SET, M)	PS*	PG	
Labeling plates 27 mm x 27 mm									
For self-inscription									
	Black/white (label/lettering)	None	--	▶ 3SU1900-0AE16-0AA0		100	10 units	41J	
	Silver/black (label/lettering)		--	▶ 3SU1900-0AE81-0AA0		100	10 units	41J	
With customized inscription									
	Black/white (label/lettering)	For inscriptions or symbols, see "Options", page 13/120.		10	3SU1900-0AE16-0AZ0		1	1 unit	41J
	Silver/black (label/lettering)			10	3SU1900-0AE81-0AZ0		1	1 unit	41J
3SU1900-0AE16-0AA0									
3SU1900-0AE81-0AA0									
Inscription in German									
	Black/white (label/lettering)	Ein	--	5	3SU1900-0AE16-0AB0		100	10 units	41J
		Aus	--	5	3SU1900-0AE16-0AC0		100	10 units	41J
		Auf	--	5	3SU1900-0AE16-0AD0		100	10 units	41J
		Ab	--	5	3SU1900-0AE16-0AE0		100	10 units	41J
		Vor	--	5	3SU1900-0AE16-0AF0		100	10 units	41J
		Zurück	--	5	3SU1900-0AE16-0AG0		100	10 units	41J
		Rechts	--	5	3SU1900-0AE16-0AH0		100	10 units	41J
		Links	--	5	3SU1900-0AE16-0AJ0		100	10 units	41J
		Halt	--	5	3SU1900-0AE16-0AK0		100	10 units	41J
		Zu	--	5	3SU1900-0AE16-0AL0		100	10 units	41J
		Betrieb	--	5	3SU1900-0AE16-0AP0		100	10 units	41J
		Störung	--	5	3SU1900-0AE16-0AQ0		100	10 units	41J
		Hand Auto	--	5	3SU1900-0AE16-0DB0		100	10 units	41J
3SU1900-0AE16-0AD0									
Inscription in English									
	Black/white (label/lettering)	On	--	5	3SU1900-0AE16-0DJ0		100	10 units	41J
		Off	--	5	3SU1900-0AE16-0DK0		100	10 units	41J
		Up	--	5	3SU1900-0AE16-0DL0		100	10 units	41J
		Down	--	5	3SU1900-0AE16-0DM0		100	10 units	41J
		Forward	--	5	3SU1900-0AE16-0DN0		100	10 units	41J
		Reverse	--	5	3SU1900-0AE16-0DP0		100	10 units	41J
		Stop	--	5	3SU1900-0AE16-0DS0		100	10 units	41J
		Start	--	5	3SU1900-0AE16-0DT0		100	10 units	41J
		EMERGENCY STOP	--	5	3SU1900-0AE16-0DA0		100	10 units	41J
		Stop Start	--	5	3SU1900-0AE16-0DC0		100	10 units	41J
	3SU1900-0AE16-0DK0								
Inscription in French									
	Black/white (label/lettering)	Marche	--	5	3SU1900-0AE16-0GA0		100	10 units	41J
		Arrêt	--	5	3SU1900-0AE16-0GB0		100	10 units	41J
		Montée	--	5	3SU1900-0AE16-0GC0		100	10 units	41J
		Descente	--	5	3SU1900-0AE16-0GD0		100	10 units	41J
		En Service	--	5	3SU1900-0AE16-0GM0		100	10 units	41J
		Défaut	--	5	3SU1900-0AE16-0GN0		100	10 units	41J
		Sous tension	--	5	3SU1900-0AE16-0GS0		100	10 units	41J
		Manu Auto	--	5	3SU1900-0AE16-0GT0		100	10 units	41J
		Marche Arrêt	--	5	3SU1900-0AE16-0GU0		100	10 units	41J
	3SU1900-0AE16-0GB0								
With symbol									
	Black/white (label/lettering)	O I	--	5	3SU1900-0AE16-0QG0		100	10 units	41J
		→ ARROW DIRECTION TO RIGHT	5022 IEC	5	3SU1900-0AE16-0QR0		100	10 units	41J
3SU1900-0AE16-0QG0									

SIRIUS ACT Pushbuttons and Indicator Lights

Accessories

Labels

Labeling plates

Options

Customized inscriptions

The labels can be inscribed with text and symbols not listed in the ordering data.

Text inscriptions have centered alignment and the font heights specified below as standard:

- Label size 12.5 mm × 27 mm, max. 3 lines:
Font height 4 mm (1-line), 3.5 mm (2-line) or 2.5 mm (3-line)
- Label size 17.5 mm × 27 mm, max. 3 lines:
Font height 4 mm (1- to 2-line) or 3 mm (3-line)
- Label size 27 mm × 27 mm, max. 5 lines:
Font height 4 mm (1- to 5-line)

Up to 11 characters per line are possible. The typeface used is Arial. Other letter heights and typefaces are possible, but must be specified when ordering.

Examples for customized inscription



Two-line inscription in upper/lower case lettering (Q0Y)



Single-line inscription in upper case lettering (Q1Y)



Three-line inscription in lower case letters (Q2Y)



Symbol number 5011 according to IEC 60417 (Q3Y)



Any symbol according to order form supplement (Q9Y)

Ordering notes

Append the following order codes to the article number:

- **Q0Y:** Text line(s) in upper/lower case, all lines begin with upper case letters (e.g. line 1: Lift/line 2: Off)
- **Q1Y:** Text line(s) in upper case (e.g. LIFT)
- **Q2Y:** Text line(s) in lower case (e.g. lift/off/lower)
- **Q5Y:** Text line(s) in upper/lower case, all words begin with upper case letters (e.g. On Off)
- **Q3Y:** Symbol with number according to ISO 7000 or IEC 60417
- **Q9Y:** Inscription of choice, text or symbol, can only be ordered via SIRIUS ACT Configurator with a Configuration Identification Number (CIN)

When ordering, specify the required inscription in plain text without spaces, in addition to the article number and order code. In the case of special inscriptions with words in languages other than German, give the exact spelling and specify the language. In the case of multi-line inscriptions, the text must be assigned to the respective line, e.g. Z1=Lift, Z2=Lower (see ordering example 1).

Symbols can also be ordered with numbers according to ISO 7000 or IEC 60417 (see ordering examples 2 and 3).

The SIRIUS ACT Configurator must be used to select special inscriptions and symbols (order code Q9Y). In this case a CIN (Configuration Identification Number) is generated for placement of future orders. It is then possible to place an order directly using the CIN and the SIRIUS ACT Configurator (Mall shopping cart) or via the standard ordering channels.

Standard ordering channels:

- Configurator: www.siemens.com/sirius-act/configurator
- Electronic Catalog CA 01 on DVD
- Industry Mall: www.siemens.com/industrymall

Ordering example 1

A label with 2 lines of text is required:

3SU1900-0AC16-0AZ0

Q1Y

Z1=LIFT

Z2=LOWER

Ordering example 2

A label inscribed with symbol No. 5011 according to IEC 60417 is required:

3SU1900-0AC16-0AZ0

Q3Y

Z=5011 IEC

Ordering example 3

A label inscribed with symbol No. 1118 according to ISO 7000 is required:

3SU1900-0AC16-0AZ0

Q3Y

Z=1118 ISO

SIRIUS ACT Pushbuttons and Indicator Lights

Accessories

Labels

Labeling plates for enclosures

Overview

The labeling plates in size 22 mm x 22 mm can be attached to enclosures with cutouts for labels. There are versions in black with white print or silver-colored with black print.

Inscription

The inscription is in upper/lower case, all words begin with upper case letters. Graphic symbols, including those not listed in the catalog, are according to ISO 7000 or IEC 60417.

For customized inscriptions, see "Options", page 13/124.

Selection and ordering data

Color	Marking	Symbol No.	SD	Article No.	Price per PU	PU (UNIT, SET, M)	PS*	PG
Labeling plates 22 mm x 22 mm								
For self-inscription								
Black/white (label/lettering)	None	--	▶	3SU1900-0AF16-0AA0		100	10 units	41J
With customized inscription								
Black/white (label/lettering)	For inscriptions or symbols, see "Options", page 13/124.		10	3SU1900-0AF16-0AZ0		1	1 unit	41J
Inscription in German								
Black/white (label/lettering)	Ein	--	5	3SU1900-0AF16-0AB0		1	10 units	41J
	Aus	--	5	3SU1900-0AF16-0AC0		1	10 units	41J
	Auf	--	5	3SU1900-0AF16-0AD0		1	10 units	41J
	Ab	--	5	3SU1900-0AF16-0AE0		1	10 units	41J
	Vor	--	5	3SU1900-0AF16-0AF0		1	10 units	41J
	Zurück	--	5	3SU1900-0AF16-0AG0		1	10 units	41J
	Rechts	--	5	3SU1900-0AF16-0AH0		1	10 units	41J
	Links	--	5	3SU1900-0AF16-0AJ0		1	10 units	41J
	Halt	--	5	3SU1900-0AF16-0AK0		1	10 units	41J
	Zu	--	5	3SU1900-0AF16-0AL0		1	10 units	41J
	Schnell	--	5	3SU1900-0AF16-0AM0		1	10 units	41J
	Langsam	--	5	3SU1900-0AF16-0AN0		1	10 units	41J
	Betrieb	--	5	3SU1900-0AF16-0AP0		1	10 units	41J
	Störung	--	5	3SU1900-0AF16-0AQ0		1	10 units	41J
	Einrichten	--	5	3SU1900-0AF16-0AR0		1	10 units	41J
	NOT AUS	--	5	3SU1900-0AF16-0AS0		1	10 units	41J
Inscription in English								
Black/white (label/lettering)	On	--	5	3SU1900-0AF16-0DJ0		1	10 units	41J
	Off	--	5	3SU1900-0AF16-0DK0		1	10 units	41J
	Up	--	5	3SU1900-0AF16-0DL0		1	10 units	41J
	Down	--	5	3SU1900-0AF16-0DM0		1	10 units	41J
	Forward	--	5	3SU1900-0AF16-0DN0		1	10 units	41J
	Right	--	5	3SU1900-0AF16-0DQ0		1	10 units	41J
	Left	--	5	3SU1900-0AF16-0DR0		1	10 units	41J
	Stop	--	5	3SU1900-0AF16-0DS0		1	10 units	41J
	Start	--	5	3SU1900-0AF16-0DT0		1	10 units	41J
	Reset	--	5	3SU1900-0AF16-0DU0		1	10 units	41J
	Test	--	5	3SU1900-0AF16-0DV0		1	10 units	41J
	Open	--	5	3SU1900-0AF16-0DW0		1	10 units	41J
	Close	--	5	3SU1900-0AF16-0DX0		1	10 units	41J
	Running	--	5	3SU1900-0AF16-0EB0		1	10 units	41J
	Fault	--	5	3SU1900-0AF16-0EC0		1	10 units	41J
	Fast	--	5	3SU1900-0AF16-0EE0		1	10 units	41J
	Slow	--	5	3SU1900-0AF16-0EF0		1	10 units	41J
	EMERGENCY STOP	--	5	3SU1900-0AF16-0DA0		1	10 units	41J

3SU1900-0AF16-0AA0

3SU1900-0AF16-0AB0

3SU1900-0AF16-0AP0

3SU1900-0AF16-0DM0

















3SU1900-0AF16-0EC0

SIRIUS ACT Pushbuttons and Indicator Lights

Accessories

Labels

Labeling plates for enclosures

Color	Marking	Symbol No.	SD	Article No.	Price per PU	PU (UNIT, SET, M)	PS*	PG		
Labeling plates 22 mm x 22 mm										
Inscription in French										
	Black/white (label/lettering)	Marche	--	5	3SU1900-0AF16-0GA0	1	10 units	41J		
		Arrêt	--	5	3SU1900-0AF16-0GB0	1	10 units	41J		
		Montée	--	5	3SU1900-0AF16-0GC0	1	10 units	41J		
		Descente	--	5	3SU1900-0AF16-0GD0	1	10 units	41J		
		Retour	--	5	3SU1900-0AF16-0GF0	1	10 units	41J		
		Droite	--	5	3SU1900-0AF16-0GG0	1	10 units	41J		
		Gauche	--	5	3SU1900-0AF16-0GH0	1	10 units	41J		
		Ouvert	--	5	3SU1900-0AF16-0GJ0	1	10 units	41J		
		Fermé	--	5	3SU1900-0AF16-0GK0	1	10 units	41J		
		Rapide	--	5	3SU1900-0AF16-0GL0	1	10 units	41J		
		En Service	--	5	3SU1900-0AF16-0GM0	1	10 units	41J		
		Défaut	--	5	3SU1900-0AF16-0GN0	1	10 units	41J		
		Sous tension	--	5	3SU1900-0AF16-0GS0	1	10 units	41J		
		Manu Auto	--	5	3SU1900-0AF16-0GT0	1	10 units	41J		
		Marche Arrêt	--	5	3SU1900-0AF16-0GU0	1	10 units	41J		
		Réarmement	--	5	3SU1900-0AF16-0GV0	1	10 units	41J		
		Lent	--	5	3SU1900-0AF16-0GW0	1	10 units	41J		
		Arrêt d'urgence	--	5	3SU1900-0AF16-0GQ0	1	10 units	41J		
	3SU1900-0AF16-0GA0									
	With symbol (ON/OFF)									
	Black/white (label/lettering)	O	5008 IEC	5	3SU1900-0AF16-0QA0	1	10 units	41J		
		I	5007 IEC	5	3SU1900-0AF16-0QB0	1	10 units	41J		
		II	--	5	3SU1900-0AF16-0QC0	1	10 units	41J		
		III	--	5	3SU1900-0AF16-0QD0	1	10 units	41J		
		O I	--	5	3SU1900-0AF16-0QG0	1	10 units	41J		
		I O II	--	5	3SU1900-0AF16-0QK0	1	10 units	41J		
		I	--	5	3SU1900-0AF16-0QP0	1	10 units	41J		
		O								
		(below each other)								
		II	--	5	3SU1900-0AF16-0QQ0	1	10 units	41J		
		O								
		I								
		(below each other)								
	3SU1900-0AF16-0GB0									
		With symbol (graphic)								
		Black/white (label/lettering)		ARROW DIRECTION TO RIGHT	5022 IEC	5	3SU1900-0AF16-0QR0	1	10 units	41J
				PUMP	0134 ISO	5	3SU1900-0AF16-0RD0	1	10 units	41J
				FAN	--	5	3SU1900-0AF16-0RV0	1	10 units	41J
			COOLING	--	5	3SU1900-0AF16-0RW0	1	10 units	41J	
			ILLUMINATION	--	5	3SU1900-0AF16-0RX0	1	10 units	41J	
			MOTOR	--	5	3SU1900-0AF16-0RY0	1	10 units	41J	
3SU1900-0AF16-0QQ0										
	With symbol (graphic)									
	Black/white (label/lettering)		ARROW DIRECTION TO RIGHT	5022 IEC	5	3SU1900-0AF16-0QR0	1	10 units	41J	
			PUMP	0134 ISO	5	3SU1900-0AF16-0RD0	1	10 units	41J	
			FAN	--	5	3SU1900-0AF16-0RV0	1	10 units	41J	
			COOLING	--	5	3SU1900-0AF16-0RW0	1	10 units	41J	
			ILLUMINATION	--	5	3SU1900-0AF16-0RX0	1	10 units	41J	
			MOTOR	--	5	3SU1900-0AF16-0RY0	1	10 units	41J	
3SU1900-0AF16-0RW0										

SIRIUS ACT Pushbuttons and Indicator Lights

Accessories

Labels

Labeling plates for enclosures

Color	Marking	Symbol No.	SD	Article No.	Price per PU	PU (UNIT, SET, M)	PS*	PG
Labeling plates 22 mm x 22 mm								
For self-inscription								
Silver/black (label/lettering)	None	--	▶	3SU1900-0AF81-0AA0		100	10 units	41J
With customized inscription								
Silver/black (label/lettering)	For inscriptions or symbols, see "Options", page 13/124.		10	3SU1900-0AF81-0AZ0		1	1 unit	41J
Inscription in German								
Silver/black (label/lettering)	Ein	--	5	3SU1900-0AF81-0AB0		1	10 units	41J
	Aus	--	5	3SU1900-0AF81-0AC0		1	10 units	41J
	Auf	--	5	3SU1900-0AF81-0AD0		1	10 units	41J
	Ab	--	5	3SU1900-0AF81-0AE0		1	10 units	41J
	Vor	--	5	3SU1900-0AF81-0AF0		1	10 units	41J
	Zurück	--	5	3SU1900-0AF81-0AG0		1	10 units	41J
	Rechts	--	5	3SU1900-0AF81-0AH0		1	10 units	41J
	Links	--	5	3SU1900-0AF81-0AJ0		1	10 units	41J
	Halt	--	5	3SU1900-0AF81-0AK0		1	10 units	41J
	Zu	--	5	3SU1900-0AF81-0AL0		1	10 units	41J
	Schnell	--	5	3SU1900-0AF81-0AM0		1	10 units	41J
	Langsam	--	5	3SU1900-0AF81-0AN0		1	10 units	41J
	Betrieb	--	5	3SU1900-0AF81-0AP0		1	10 units	41J
	Störung	--	5	3SU1900-0AF81-0AQ0		1	10 units	41J
	Einrichten	--	5	3SU1900-0AF81-0AR0		1	10 units	41J
	NOT AUS	--	5	3SU1900-0AF81-0AS0		1	10 units	41J
	NOT-HALT	--	5	3SU1900-0AF81-0AT0		1	10 units	41J
	Hand O Auto	--	5	3SU1900-0AF81-0DD0		1	10 units	41J
Inscription in English								
Silver/black (label/lettering)	Stop	--	5	3SU1900-0AF81-0DS0		1	10 units	41J
	Start	--	5	3SU1900-0AF81-0DT0		1	10 units	41J
	Reset	--	5	3SU1900-0AF81-0DU0		1	10 units	41J
	Test	--	5	3SU1900-0AF81-0DV0		1	10 units	41J
	Open	--	5	3SU1900-0AF81-0DW0		1	10 units	41J
With symbol (ON/OFF)								
Silver/black (label/lettering)	○	5008 IEC	5	3SU1900-0AF81-0QA0		1	10 units	41J
	I	5007 IEC	5	3SU1900-0AF81-0QB0		1	10 units	41J
	II	--	5	3SU1900-0AF81-0QC0		1	10 units	41J
	III	--	5	3SU1900-0AF81-0QD0		1	10 units	41J
	○ I	--	5	3SU1900-0AF81-0QG0		1	10 units	41J
	I ○ II	--	5	3SU1900-0AF81-0QK0		1	10 units	41J
	I ○ (below each other)	--	5	3SU1900-0AF81-0QP0		1	10 units	41J
	II ○ I (below each other)	--	5	3SU1900-0AF81-0QQ0		1	10 units	41J
With symbol (graphic)								
Silver/black (label/lettering)	→ ARROW DIRECTION TO RIGHT	5022 IEC	5	3SU1900-0AF81-0QR0		1	10 units	41J

* You can order this quantity or a multiple thereof.
Illustrations are approximate

SIRIUS ACT Pushbuttons and Indicator Lights

Accessories

Labels

Labeling plates for enclosures

Options

Customized inscriptions

The labels can be inscribed with texts and symbols not listed in the ordering data.

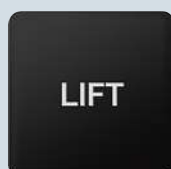
Text inscriptions have centered alignment and font height 4 mm (1 to 3 lines).

Up to 11 characters per line are possible. The typeface used is Arial. Other letter heights and typefaces are possible, but must be specified when ordering.

Examples for customized inscription



Two-line inscription in upper/lower case lettering (Q0Y)



Single-line inscription in upper case lettering (Q1Y)



Backing plate for enclosures, customized inscription (Q2Y)



Symbol number 5011 according to IEC 60417 (Q3Y)



Any symbol according to order form supplement (Q9Y)

Ordering notes

Append the following order codes to the article number:

- **Q0Y:** Text line(s) in upper/lower case, all lines begin with upper case letters (e.g. line 1: Lift/line 2: Off)
- **Q1Y:** Text line(s) in upper case (e.g. LIFT)
- **Q2Y:** Text line(s) in lower case (e.g. lift/off/lower)
- **Q5Y:** Text line(s) in upper/lower case, all words begin with upper case letters (e.g. "On Off")
- **Q3Y:** Symbol with number according to ISO 7000 or IEC 60417
- **Q9Y:** Inscription of choice, text or symbol, can only be ordered via SIRIUS ACT Configurator with a Configuration Identification Number (CIN)

When ordering, specify the required inscription in plain text without spaces, in addition to the article number and order code. In the case of special inscriptions with words in languages other than German, give the exact spelling and specify the language.

In the case of multi-line inscriptions, the text must be assigned to the respective line, e.g. Z1=Lift, Z2=Lower (see [ordering example 1](#)).

Symbols can also be ordered with numbers according to ISO 7000 or IEC 60417 (see [ordering examples 2 and 3](#)).

The SIRIUS ACT Configurator must be used to select special inscriptions and symbols (order code Q9Y). In this case a CIN (Configuration Identification Number) is generated for placement of future orders. It is then possible to place an order directly using the CIN and the SIRIUS ACT Configurator (Mall shopping cart) or via the standard ordering channels.

Standard ordering channels:

- Configurator: www.siemens.com/sirius-act/configurator
- [Electronic Catalog CA 01 on DVD](#)
- Industry Mall: www.siemens.com/industrymall

Ordering example 1

A label with 2 lines of text is required:

3SU1900-0AF16-0AZ0

Q1Y

Z1=LIFT

Z2=LOWER

Ordering example 2

A label inscribed with symbol No. 5011 according to IEC 60417 is required:

3SU1900-0AF16-0AZ0

Q3Y

Z=5011 IEC

Ordering example 3

A label inscribed with symbol No. 1118 according to ISO 7000 is required:

3SU1900-0AF16-0AZ0

Q3Y

Z=1118 ISO

Overview

Label inscriptions



Using the *Label Designer* software, which can be downloaded from the Internet, and the labeling plates for laser inscription you can create your own customized labels with a standard laser printer. The self-adhesive or snap-on labels can be stuck or snapped onto the corresponding label holders. Round labels are provided for inserting in illuminated pushbuttons and switches.

The labels are suitable for inscription with one to three lines of text or symbols.

For applications with more exacting requirements we recommend factory-printed labeling plates and insert labels (laser-printed or engraved depending on the type).

For the *Label Designer* software, see www.siemens.com/sirius-label-designer.

Selection and ordering data

Type of mounting	Height	Width	SD	Article No.	Price per PU	PU (UNIT, SET, M)	PS*	PG
	mm	mm	d					
Labels for printing – insert labels								
	Insert	--	--	3	3SU1900-0BH60-0AA0	100	490 units	41J
3SU1900-0BH60-0AA0								
Labels for printing – labeling plates								
	Self-adhesive	12.5	27.5	▶	3SU1900-0BJ61-0AA0	100	480 units	41J
		17.5	27	▶	3SU1900-0BK61-0AA0	100	720 units	41J
		27	27	▶	3SU1900-0BL61-0AA0	100	480 units	41J
		22	22	▶	3SU1900-0BM61-0AA0	100	700 units	41J
3SU1900-0BJ61-0AA0								

SIRIUS ACT Pushbuttons and Indicator Lights

Accessories Labels

Other labels

Selection and ordering data

	Color	Fastening method	Outer diameter mm	Marking	SD	Article No.	Price per PU	PU (UNIT, SET, M)	PS*	PG												
EMERGENCY STOP backing plates																						
	Yellow/black (label/lettering)	None	45	None	▶	3SU1900-0BA31-0AA0		1	10 units	41J												
			60	NOT-HALT, EMERGENCY STOP, Arrêt d'urgence, parada de emergencia (de, en, fr, it)	5	3SU1900-0BN31-0NC0		1	10 units	41J												
	None	None	75	None	▶	3SU1900-0BB31-0AA0		1	10 units	41J												
				NOT-AUS	3	3SU1900-0BB31-0AS0		1	10 units	41J												
				NOT-HALT	3	3SU1900-0BB31-0AT0		1	10 units	41J												
				EMERGENCY STOP	5	3SU1900-0BB31-0DA0		1	10 units	41J												
With customized inscription																						
3SU1900-0BB31-0AT0	Yellow/black (label/lettering)	None	45	For inscriptions or symbols, see "Options" on page 13/127.	10	3SU1900-0BA31-0AZ0		1	1 unit	41J												
			75		10	3SU1900-0BB31-0AZ0		1	1 unit	41J												
EMERGENCY STOP backing plates																						
	Yellow/black (label/lettering)	Self-adhesive	75	None	▶	3SU1900-0BC31-0AA0		1	10 units	41J												
				NOT-AUS	3	3SU1900-0BC31-0AS0		1	10 units	41J												
				NOT-HALT	▶	3SU1900-0BC31-0AT0		1	10 units	41J												
				EMERGENCY STOP	▶	3SU1900-0BC31-0DA0		1	10 units	41J												
				Arrêt d'urgence	3	3SU1900-0BC31-0GQ0		1	10 units	41J												
				EMERGENZA	3	3SU1900-0BC31-0JA0		1	10 units	41J												
				NODSTOP	5	3SU1900-0BC31-0LA0		1	10 units	41J												
				EMERGENCY STOP in Chinese	5	3SU1900-0BC31-0MA0		1	10 units	41J												
				NOT-HALT, EMERGENCY STOP, EMERGENZA, EMERGENCIA (de, en, it, sp)	▶	3SU1900-0BC31-0NB0		1	10 units	41J												
				With customized inscription																		
3SU1900-0BC31-0NB0	Yellow/black (label/lettering)	Self-adhesive	75	For inscriptions or symbols, see "Options" on page 13/127.	10	3SU1900-0BC31-0AZ0		1	1 unit	41J												
Labeling plates for potentiometers																						
	Black/white (label/lettering)	None	40	--	▶	3SU1900-0BG16-0AA0		1	10 units	41J												
				SYMBOL: 0 ...9	▶	3SU1900-0BG16-0RT0		1	10 units	41J												
				SYMBOL: 0 ... 10	3	3SU1900-0BG16-0SA0		1	10 units	41J												
				SYMBOL: Power up	▶	3SU1900-0BG16-0RU0		1	10 units	41J												
3SU1900-0BG16-0RU0																						
<table border="1"> <thead> <tr> <th></th> <th>Color</th> <th>Label fastening method</th> <th>Height mm</th> <th>Width mm</th> <th>Marking</th> <th>SD</th> <th>Article No.</th> <th>Price per PU</th> <th>PU (UNIT, SET, M)</th> <th>PS*</th> <th>PG</th> </tr> </thead> </table>												Color	Label fastening method	Height mm	Width mm	Marking	SD	Article No.	Price per PU	PU (UNIT, SET, M)	PS*	PG
	Color	Label fastening method	Height mm	Width mm	Marking	SD	Article No.	Price per PU	PU (UNIT, SET, M)	PS*	PG											
Labeling plates for enclosures with EMERGENCY STOP																						
	Yellow/black (label/lettering)	Self-adhesive	38	150	None	▶	3SU1900-0BE31-0AA0		1	10 units	41J											
					NOT-AUS	3	3SU1900-0BE31-0AS0		1	10 units	41J											
3SU1900-0BE31-0AS0																						
Labeling plates for enclosures with EMERGENCY STOP with recess																						
	Yellow/black (label/lettering)	Self-adhesive	38	150	None	3	3SU1900-0BF31-0AA0		1	10 units	41J											
3SU1900-0BF31-0AA0																						
Device labeling plates for modules with front-plate mounting																						
	White/black (label/lettering)	Insert	9.5	10.5	None	5	3SU1900-0AY61-0AA0		100	10 units	41J											
3SU1900-0AY61-0AA0																						

Options

Customized inscriptions

The labels can be inscribed with text and symbols not listed in the ordering data.

The EMERGENCY STOP backing plates can be divided into as many as 4 radial segments. Each segment can be custom-labeled.

Ordering notes

Append the following order codes to the article number:

- **Q0Y:** Text line(s) in upper/lower case, all lines begin with upper case letters (e.g. line 1: Text/line 2: Text)
- **Q1Y:** Text line(s) in upper case (e.g. TEXT)
- **Q2Y:** Text line(s) in lower case (e.g. text)
- **Q5Y:** Text line(s) in upper/lower case, all words begin with upper case letters (e.g. Text/Text)
- **Q9Y:** Inscription of choice, text or symbol, can only be ordered via SIRIUS ACT Configurator with a Configuration Identification Number (CIN).

When ordering, specify the required inscription in plain text without spaces, in addition to the article number and order code.

The SIRIUS ACT Configurator must be used to select special inscriptions and symbols (order code Q9Y). In this case a CIN (Configuration Identification Number) is generated for placement of future orders. It is then possible to place an order directly using the CIN and the SIRIUS ACT Configurator (Mall shopping cart) or via the standard ordering channels.

Standard ordering channels:

- Configurator: www.siemens.com/sirius-act/configurator
- [Electronic Catalog CA 01 on DVD](#)
- Industry Mall: www.siemens.com/industrymall

With ordering options Q0Y, Q1Y, Q2Y and Q5Y a single-line inscription of 2 or 4 radial segments can be implemented. The typeface used is Arial. The text must be assigned to the respective radial segments as follows:

Ordering example 1:

2 radial segments, max. 20 characters per segment

A label with two radial segments is required



3SU1900-0BB31-0AZ0

Q1Y

Z1=EMERGENCY

Z2=STOP

Ordering example 2:

4 radial segments, max. 10 characters per segment

A label with four radial segments is required

3SU1900-0BB31-0AZ0

Q1Y

Z1=E-STOP

Z2=EMERGENCIA

Z3=NOT-HALT

Z4=EMERGENZA







SIRIUS ACT Pushbuttons and Indicator Lights Accessories

Protection/access protection

Overview






- Protection and access protection are for actuators and indicators with diameter 22 mm.
- The protective collars cannot be used in conjunction with label holders or single frames.

Selection and ordering data

Product designation Product version	Material	Color	SD	Article No.	Price per PU	PU (UNIT, SET, M)	PS*	PG
Protective caps								
	Plastic	Black Clear	3	3SU1900-0DA10-0AA0		1	1 unit	41J
			3					
3SU1900-0DA10-0AA0								
	Plastic	Black Clear	3	3SU1900-0EL10-0AA0		1	1 unit	41J
			3					
3SU1900-0EL70-0AA0								
	Plastic	Clear	▶	3SU1900-0DB70-0AA0		1	1 unit	41J
			▶					
3SU1900-0DB70-0AA0								
	Plastic	Clear	▶	3SU1900-0DC70-0AA0		1	1 unit	41J
			▶					
3SU1900-0DC70-0AA0								
	Plastic	Clear	3	3SU1900-0DD70-0AA0		1	1 unit	41J
			▶					
3SU1900-0DD70-0AA0								
	Plastic	Clear	5	3SU1900-0DE70-0AA0		1	1 unit	41J
			▶					
3SU1900-0DE70-0AA0								

SIRIUS ACT Pushbuttons and Indicator Lights Accessories

Protection/access protection

Product designation Product version	Material	Color	SD	Article No.	Price per PU	PU (UNIT, SET, M)	PS*	PG
Protective caps								
 3SU1900-0DF70-0AA0	Plastic	Clear	5	3SU1900-0DF70-0AA0		1	1 unit	41J
 3SU1900-0DG70-0AA0	Plastic	Clear	▶	3SU1900-0DG70-0AA0		1	1 unit	41J
			▶	3SU1900-0DH70-0AA0		1	1 unit	41J
			▶	3SU1900-0EK70-0AA0		1	1 unit	41J
 3SU1900-0EB10-0AA0	Plastic	Black	▶	3SU1900-0EB10-0AA0		1	1 unit	41J
Protective collars								
 3SU1900-0DJ10-0AA0	Plastic	Black	5	3SU1900-0DJ10-0AA0		1	1 unit	41J
 3SU1900-0DW10-0AA0	Plastic	Black	3	3SU1900-0DW10-0AA0		1	1 unit	41J

SIRIUS ACT Pushbuttons and Indicator Lights





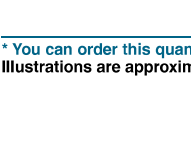
Accessories

Protection/access protection

Product version	Material	Color	SD	Article No.	Price per PU	PU (UNIT, SET, M)	PS*	PG
Protective collars								
 3SU1950-ODK80-0AA0	Metal	Silver	5	3SU1950-ODK80-0AA0		1	1 unit	41J
360° protective collars for pushbuttons, visibility from the side								
 3SU1950-ODL80-0AA0	Metal	Silver	5	3SU1950-ODL80-0AA0		1	1 unit	41J
360° protective collars for mushroom pushbuttons 40 mm, visibility from the side								
 3SU1900-ODY30-0AA0	Plastic	Yellow Silver	▶	3SU1900-ODY30-0AA0 3SU1900-ODY80-0AA0		1 1	1 unit 1 unit	41J 41J
Protective collars for EMERGENCY STOP mushroom pushbuttons without lock or with RONIS lock								
 3SU1950-ODX30-0AA0	Metal	Yellow Silver	3 5	3SU1950-ODX30-0AA0 3SU1950-ODX80-0AA0		1 1	1 unit 1 unit	41J 41J
Protective collar for EMERGENCY STOP mushroom pushbuttons 40 mm, for 5 padlocks								
 3SU1900-0EA30-0AA0	Plastic	Yellow	5	3SU1900-0EA30-0AA0		1	1 unit	41J
360° protective collar								
 3SU1900-0EC10-0AA0	Plastic	Black	▶	3SU1900-0EC10-0AA0		1	1 unit	41J
Protection for sensor switches								

SIRIUS ACT Pushbuttons and Indicator Lights Accessories

Protection/access protection



Product version	Material	Color	SD	Article No.	Price per PU	PU (UNIT, SET, M)	PS*	PG
Locking devices								
	Metal	Silver	5	3SU1950-0DM80-0AA0		1	1 unit	41J
3SU1950-0DM80-0AA0	Locking devices for pushbuttons Flat, for raised front ring and raised, castellated front ring							
	Metal	Silver	5	3SU1950-0DN80-0AA0		1	1 unit	41J
3SU1950-0DN80-0AA0	Locking devices for pushbuttons Raised							
	Metal	Silver	5	3SU1950-0DP80-0AA0		1	1 unit	41J
3SU1950-0DP80-0AA0	Locking devices for mushroom pushbuttons D30, D40							
	Metal	Silver	5	3SU1950-0DQ80-0AA0		1	1 unit	41J
3SU1950-0DQ80-0AA0	Locking devices for selectors Short/long actuator, in the left position							
	Metal	Silver	5	3SU1950-0DR80-0AA0		1	1 unit	41J
3SU1950-0DR80-0AA0	Locking devices for selectors Short/long actuator, in the center position							
	Metal	Silver	5	3SU1950-0DS80-0AA0		1	1 unit	41J
3SU1950-0DS80-0AA0	Locking devices for selectors Short/long actuator, in the right position							
	Metal	Silver	5	3SU1950-0DT80-0AA0		1	1 unit	41J
3SU1950-0DT80-0AA0	Locking devices for selectors Short/long actuator, window from center to right, blocked on left							
	Metal	Silver	5	3SU1950-0DU80-0AA0		1	1 unit	41J
3SU1950-0DU80-0AA0	Locking devices for selectors Short/long actuator, window from center to left, blocked on right							
	Metal	Silver	5	3SU1950-0DV80-0AA0		1	1 unit	41J
3SU1950-0DV80-0AA0	Locking device with cover							

SIRIUS ACT Pushbuttons and Indicator Lights



Accessories

Actuators

Selection and ordering data





	Material	Mounting diameter mm	Color	SD d	Article No.	Price per PU	PU (UNIT, SET, M)	PS*	PG
Sealing plugs¹⁾, 22 mm									
	Plastic	22	Black	▶	3SU1900-0FA10-0AA0		1	1 unit	41J
3SU1900-0FA10-0AA0	Metal, matte	22	Sand gray	▶	3SU1930-0FA80-0AA0		1	1 unit	41J
	Metal, shiny	22	Silver	▶	3SU1950-0FA80-0AA0		1	1 unit	41J
3SU1950-0FA80-0AA0	Metal, matte	30	Sand gray	▶	3SU1960-0FA80-0AA0		1	1 unit	41J

¹⁾ The sealing plug is mounted with a holder.
Modules might already be mounted on the holder.

	Type of product	Outer diameter of the actuating element mm	Accesso- ry color	Accessory material	SD d	Screw terminals Article No.	 Price per PU	PU (UNIT, SET, M)	PS*	PG
USB port NEW										
	USB 3.0	22	Black	Plastic	3	3SU1900-0GA10-0AA0		1	1 unit	41J
			Sand gray	Metal/plastic	3	3SU1930-0GA80-0AA0		1	1 unit	41J
			Silver	Metal, shiny	3	3SU1950-0GA80-0AA0		1	1 unit	41J
		30	Sand gray	Metal, matte	3	3SU1960-0GA80-0AA0		1	1 unit	41J
3SU1930-0GA80-0AA0										
3SU1960-0GA80-0AA0										
RJ45 connection NEW										
	RJ-45 Cat. 6	22	Black	Plastic	3	3SU1900-0GB10-0AA0		1	1 unit	41J
			Sand gray	Metal/plastic	3	3SU1930-0GB80-0AA0		1	1 unit	41J
			Silver	Metal, shiny	3	3SU1950-0GB80-0AA0		1	1 unit	41J
		30	Sand gray	Metal, matte	3	3SU1960-0GB80-0AA0		1	1 unit	41J
3SU1900-0GB10-0AA0										
3SU1950-0GB80-0AA0										

SIRIUS ACT Pushbuttons and Indicator Lights Accessories

Actuators








Material	Color	SD	Article No.	Price per PU	PU (UNIT, SET, M)	PS*	PG
Buttons, flat¹⁾							
For pushbuttons							
	Plastic	Black	▶ 3SU1900-0FT10-0AA0		100	10 units	41J
		Red	▶ 3SU1900-0FT20-0AA0		100	10 units	41J
		Yellow	▶ 3SU1900-0FT30-0AA0		100	10 units	41J
		Green	▶ 3SU1900-0FT40-0AA0		100	10 units	41J
		Blue	▶ 3SU1900-0FT50-0AA0		100	10 units	41J
		White	▶ 3SU1900-0FT60-0AA0		100	10 units	41J
3SU1900-0FT20-0AA0							
For illuminated pushbuttons							
	Plastic	Amber	▶ 3SU1901-0FT00-0AA0		100	10 units	41J
		Red	▶ 3SU1901-0FT20-0AA0		100	10 units	41J
		Yellow	▶ 3SU1901-0FT30-0AA0		100	10 units	41J
		Green	▶ 3SU1901-0FT40-0AA0		100	10 units	41J
		Blue	▶ 3SU1901-0FT50-0AA0		100	10 units	41J
		White	▶ 3SU1901-0FT60-0AA0		100	10 units	41J
		Clear	▶ 3SU1901-0FT70-0AA0		100	10 units	41J
	3SU1901-0FT30-0AA0						
Buttons, raised¹⁾							
For pushbuttons							
	Plastic	Black	▶ 3SU1900-0FS10-0AA0		1	10 units	41J
		Red	▶ 3SU1900-0FS20-0AA0		1	10 units	41J
		Yellow	▶ 3SU1900-0FS30-0AA0		1	10 units	41J
		Green	▶ 3SU1900-0FS40-0AA0		1	10 units	41J
3SU1900-0FS30-0AA0							
For illuminated pushbuttons							
	Plastic	Red	▶ 3SU1901-0FS20-0AA0		1	10 units	41J
		Yellow	▶ 3SU1901-0FS30-0AA0		1	10 units	41J
		Green	▶ 3SU1901-0FS40-0AA0		1	10 units	41J
		Blue	▶ 3SU1901-0FS50-0AA0		1	10 units	41J
		Clear	▶ 3SU1901-0FS70-0AA0		1	10 units	41J
3SU1901-0FS40-0AA0							

¹⁾ Buttons are not interchangeable between pushbuttons and illuminated pushbuttons with a raised button and those with a flat button (raised front ring, castellated).

SIRIUS ACT Pushbuttons and Indicator Lights

Accessories

Actuators

	Material	Key number	Version of RFID coding	Color	SD	Article No.	Price per PU	PU (UNIT, SET, M)	PS*	PG
RONIS keys										
	Metal	SB30 ¹⁾ 455	--	Silver	▶ 5	3SU1950-OFB80-0AA0		1	1 unit	41J
						3SU1950-OfC80-0AA0		1	1 unit	41J
3SU1950-OFB80-0AA0										
BKS keys										
	Metal	S1 ¹⁾	--	Silver	5	3SU1950-OfD80-0AA0		1	1 unit	41J
3SU1950-OfD80-0AA0										
O.M.R. keys										
	Metal	73038 73037 73034 73033	--	Blue Red Black Yellow	3 5 5 5	3SU1950-OfJ50-0AA0		1	1 unit	41J
						3SU1950-OfK20-0AA0		1	1 unit	41J
						3SU1950-OfL10-0AA0		1	1 unit	41J
						3SU1950-OfM30-0AA0		1	1 unit	41J
3SU1950-OfJ50-0AA0										
CES keys										
	Metal	LSG1 SSG10 ¹⁾ VL5	--	Silver	▶ 5 5	3SU1950-OfN80-0AA0		1	1 unit	41J
						3SU1950-OfP80-0AA0		1	1 unit	41J
						3SU1950-OfQ80-0AA0		1	1 unit	41J
3SU1950-OfP80-0AA0										
IKON keys										
	Metal	360012K1 ¹⁾	--	Silver	5	3SU1950-OfR80-0AA0		1	1 unit	41J
3SU1950-OfR80-0AA0										
ID keys ID group individual										
	Plastic	--	Individually coded, programmable several times	White	▶	3SU1900-OfU60-0AA0		1	1 unit	41J
3SU1900-OfU60-0AA0										
ID keys										
	Plastic	--	ID group 1	Green	▶	3SU1900-OfV40-0AA0		1	1 unit	41J
			ID group 2	Yellow	▶	3SU1900-OfW30-0AA0		1	1 unit	41J
			ID group 3	Red	▶	3SU1900-OfX20-0AA0		1	1 unit	41J
			ID group 4	Blue	▶	3SU1900-OfY50-0AA0		1	1 unit	41J
3SU1900-OfV40-0AA0										

¹⁾ Also available with special lock. Supplement the Article No. with "-Z" and the order code "Y04" and specify the required lock in plain text. Additional price on request.

SIRIUS ACT Pushbuttons and Indicator Lights Accessories

Enclosures






Selection and ordering data

Product version	Material	Color	SD	Article No.	Price per PU	PU (UNIT, SET, M)	PS*	PG	
Metric cable glands									
 3SU1900-OHG10-0AA0	M20 for round cable and enclosures With 1 to 3 command points	Plastic	Black	▶	3SU1900-OHG10-0AA0		1	1 unit	41J
	M25 for round cable and enclosures With 4 and 6 command points				3SU1900-OHH10-0AA0		1	1 unit	41J
	M20 for round cable and AS-i enclosure With 1 to 3 command points with 2-pin connector plug for AS-i module				3SU1900-OJA10-0AA0		1	1 unit	41J
	M25 for round cable and AS-i enclosure With 4 to 6 command points with 2-pin connector plug for AS-i module				3SU1900-OJB10-0AA0		1	1 unit	41J
	M20 for round cable and IO-Link enclosure With 1 to 3 command points with 10-pin connector plug for IO-Link	NEW		▶	3SU1900-OJC10-0AA0		1	1 unit	41J
	M25 for round cable and IO-Link enclosure With 4 to 6 command points with 10-pin connector plug for IO-Link	NEW		▶	3SU1900-OJD10-0AA0		1	1 unit	41J
	M20 for AS-i profile cable and AS-i enclosure With 1 to 3 command points with 2-pin connector plug for AS-i module	NEW			3SU1900-OHE10-0AA0		1	1 unit	41J
	M25 for AS-i profile cable and AS-i enclosure With 4 to 6 command points with 2-pin connector plug for AS-i module	NEW			3SU1900-OHF10-0AA0		1	1 unit	41J
Connection pieces									
 3SU1900-OHJ10-0AA0	For plastic enclosures								
	M20/M20 connection piece For connecting 2 enclosures	Plastic	Black	▶	3SU1900-OHJ10-0AA0		1	1 unit	41J
	M20/M25 connection piece For connecting 2 enclosures				3SU1900-OHK10-0AA0		1	1 unit	41J
	M25/M25 connection piece For connecting 2 enclosures				3SU1900-OHL10-0AA0		1	1 unit	41J
 3SU1950-OHJ10-0AA0	For metal enclosures								
	M20/M20 connection piece For connecting 2 enclosures	Metal	Silver		3SU1950-OHJ10-0AA0		1	1 unit	41J
	M20/M25 connection piece For connecting 2 enclosures				3SU1950-OHK10-0AA0		1	1 unit	41J
	M25/M25 connection piece For connecting 2 enclosures				3SU1950-OHL10-0AA0		1	1 unit	41J

SIRIUS ACT Pushbuttons and Indicator Lights

Accessories

Enclosures

Product version	Material	Color	SD	Insulation piercing method		PU (UNIT, SET, M)	PS*	PG	
			d	Article No.	Price per PU				
Adapters for AS-i shaped cable									
	Insulation piercing method	Plastic	Black	3	3SU1900-0HX10-0AA0		1	1 unit	41J
	M20 cable entry M25 cable entry			3			1	1 unit	41J
Adapters for tab connection									
For plastic enclosures									
	Adapter, M12 socket, 4-pole M20 cable entry M25 cable entry	Plastic	Black	5	3SU1930-0HA10-0AA0		1	1 unit	41J
				5			1	1 unit	41J
3SU1930-0HS10-0AA0	Adapter, M12 connector, 4-pole M20 cable entry M25 cable entry	Plastic	Black	5	3SU1930-0HC10-0AA0		1	1 unit	41J
				5			1	1 unit	41J
3SU1930-0HS10-0AA0	Adapter, M12 socket, 5-pole M20 cable entry M25 cable entry	Plastic	Black	5	3SU1930-0HP10-0AA0		1	1 unit	41J
				5			1	1 unit	41J
3SU1930-0HS10-0AA0	Adapter, M12 connector, 5-pole M20 cable entry M25 cable entry	Plastic	Black	5	3SU1930-0HR10-0AA0		1	1 unit	41J
				5			1	1 unit	41J
3SU1930-0HS10-0AA0	Adapter, M12 socket, 8-pole M20 cable entry M25 cable entry	Plastic	Black	5	3SU1930-0HT10-0AA0		1	1 unit	41J
				5			1	1 unit	41J
3SU1930-0HS10-0AA0	Adapter, M12 connector, 8-pole M20 cable entry M25 cable entry	Plastic	Black	5	3SU1930-0HV10-0AA0		1	1 unit	41J
				5			1	1 unit	41J
For metal enclosures									
	Adapter, M12 socket, 4-pole M20 cable entry M25 cable entry	Plastic	Black	5	3SU1950-0HA10-0AA0		1	1 unit	41J
				5			1	1 unit	41J
3SU1950-0HA10-0AA0	Adapter, M12 connector, 4-pole M20 cable entry M25 cable entry	Plastic	Black	5	3SU1950-0HC10-0AA0		1	1 unit	41J
				5			1	1 unit	41J
3SU1950-0HA10-0AA0	Adapter, M12 socket, 5-pole M20 cable entry M25 cable entry	Plastic	Black	5	3SU1950-0HP10-0AA0		1	1 unit	41J
				5			1	1 unit	41J
3SU1950-0HA10-0AA0	Adapter, M12 connector, 5-pole M20 cable entry M25 cable entry	Plastic	Black	5	3SU1950-0HR10-0AA0		1	1 unit	41J
				5			1	1 unit	41J
3SU1950-0HA10-0AA0	Adapter, M12 socket, 8-pole M20 cable entry M25 cable entry	Plastic	Black	5	3SU1950-0HT10-0AA0		1	1 unit	41J
				5			1	1 unit	41J
3SU1950-0HA10-0AA0	Adapter, M12 connector, 8-pole M20 cable entry M25 cable entry	Plastic	Black	5	3SU1950-0HV10-0AA0		1	1 unit	41J
				5			1	1 unit	41J
Enclosure cover monitoring¹⁾									
	Module with extension plunger	Plastic	Black	3	3SU1900-0HM10-0AA0		1	1 unit	41J







3SU1900-0HM10-0AA0

¹⁾ In addition, a 3SU1400-2AA10-.BA0 contact module is required.

SIRIUS ACT Pushbuttons and Indicator Lights Accessories

Miscellaneous accessories


Selection and ordering data

Product designation Product version	Material	Color	SD	Article No.	Price per PU	PU (UNIT, SET, M)	PS*	PG
Miscellaneous accessories								
 3SU1900-0KA10-0AA0	Plastic	Black	5	3SU1900-0KA10-0AA0		100	10 units	41J
 3SU1900-0CK10-0AA0	Plastic	White	▶	3SU1900-0CK10-0AA0		100	10 units	41J
 3SU1900-0KF10-0AA0	Plastic	Black	5	3SU1900-0KF10-0AA0		1	1 unit	41J
 3SU1900-0KG10-0AA0	Plastic	Gray	▶	3SU1900-0KG10-0AA0		1	1 unit	41J
 3SU1950-0JE80-0AA0	Metal	Sand gray	3	3SU1950-0JE80-0AA0		1	1 unit	41J
 3SU1900-0KH80-0AA0	Plastic	Black	5	3SU1900-0JF10-0AA0		1	1 unit	41J
	Plastic	Black	▶	3SU1900-0KH80-0AA0		1	1 unit	41J

SIRIUS ACT Pushbuttons and Indicator Lights

Accessories

Miscellaneous accessories

Product designation Product version	Material	Color	SD	Article No.	Price per PU	PU (UNIT, SET, M)	PS*	PG
 3SU1950-0KJ80-0AA0 Adapters for actuators and indicators With front ring for flat mounting	Metal	Silver	▶ d	3SU1950-0KJ80-0AA0		1	1 unit	41J
 3SU1950-0KB10-0AA0 Adapters for 30.5 mm to 22.5 mm mounting hole NEW	Metal, shiny	Silver	▶	3SU1950-0KB10-0AA0		1	1 unit	41J
	Metal, matte	Sand gray	▶	3SU1960-0KB10-0AA0		1	1 unit	41J
 3SU1950-0KK80-0AA0 Grounding studs	Metal	Silver	5	3SU1950-0KK80-0AA0		100	50 units	41J
 3SU1900-0KL10-0AA0 Connectors for sensor switches, angled socket with screw terminal connection	Plastic	Black	▶	3SU1900-0KL10-0AA0		1	1 unit	41J
 3SU1900-0KP80-0AA0 Flat ribbon cable 7 cores • Length 10 m • Length 5 m	Plastic	Gray	5	3SU1900-0KQ80-0AA0		1	1 unit	41J
	Plastic	Gray	5	3SU1900-0KP80-0AA0		1	1 unit	41J

X-ON Electronics

Largest Supplier of Electrical and Electronic Components

Click to view similar products for [LED Lighting Mounting Accessories](#) category:

Click to view products by [Siemens](#) manufacturer:

Other Similar products are found below :

[C16142_HEKLA-SOCKET-K](#) [3SU1401-1BF20-3AA0](#) [3SU1401-1BF60-3AA0](#) [3SU1900-0BC31-0AA0](#) [3SU1900-0BC31-0NB0](#) [2213118-2](#)
[3SU1401-2BB20-1AA0](#) [3SU1401-2BB40-1AA0](#) [3SU1401-2BB60-1AA0](#) [3SU1401-2BB60-3AA0](#) [1SFA616921R2131](#) [1SFA616921R2132](#)
[1SFA616921R2133](#) [1SFA611621R1033](#) [1SFA611621R1091](#) [23110022](#) [23110040](#) [23120022](#) [23130000](#) [68550022](#) [68550040](#) [70290000](#)
[70290022](#) [70290040](#) [70300022](#) [70300040](#) [76620000](#) [76990022](#) [77280022](#) [77980022](#) [77990001](#) [77990002](#) [77990040](#) [83130001](#) [83130040](#)
[83150001](#) [83150022](#) [83150040](#) [83980001](#) [83980040](#) [83990001](#) [83990022](#) [83990040](#) [84040022](#) [84510002](#) [86050038](#) [86180003](#) [89080002](#)
[89080022](#) [89140002](#)