

CYLINDRICAL FUSES

aM CYLINDRICAL FUSES

Cylindrical fuse links aM class are intended for short circuit protection in motors, transformer and other load with high inrush currents. Excellent protection of switchgear (contactor, thermal switch) due to the good current limiting capability and low I^2t values. These fuse links must be associated to an overload device protection as a thermal switch. Made of ceramic tube with high withstand to internal pressure and thermal shock, that allow a high breaking capacity in a reduced physical space. The melting elements are silver plated in order to avoid the aging and thus keep unalterable the electric characteristics. Contacts caps are made of silver plated copper. Available versions with fusing indicator or with striker for use in fuse holders with microswitch.

www.df-sa.es/cylindrical/fuses/aM/

8x32

I_n (A)	REFERENCE		U (V)	BREAKING CAPACITY (kA)	REFERENCE WITH STRIKER	U (V)	BREAKING CAPACITY (kA)	PACKING Uni./BOX
	WITHOUT INDICATOR	WITH INDICATOR						
1	411101	411201	400	20	-	-	-	10/100
2	411102	411202	400	20	-	-	-	10/100
4	411104	411204	400	20	-	-	-	10/100
6	411106	411206	400	20	-	-	-	10/100
8	411108	-	400	20	-	-	-	10/100
10	411110	411210	400	20	-	-	-	10/100



411106

10x38

0,16	440031	-	500	120	-	-	-	10/100
0,25	440033	-	500	120	-	-	-	10/100
0,5	440000	-	500	120	-	-	-	10/100
1	440001	440101	500	120	-	-	-	10/100
2	440002	440102	500	120	-	-	-	10/100
4	440004	440104	500	120	-	-	-	10/100
6	440006	440106	500	120	-	-	-	10/100
8	440008	440108	500	120	-	-	-	10/100
10	440010	440110	500	120	-	-	-	10/100
12	440012	440112	500	120	-	-	-	10/100
16	440016	440116	500	120	-	-	-	10/100
20*	440020	440120	400	120	-	-	-	10/100
25*	440025	440125	400	120	-	-	-	10/100



440006

* OVERRATING FUSES

14x51

0,25	441031	-	690	80	-	-	-	10/50
0,5	441000	-	690	80	-	-	-	10/50
1	441001	441101	690	80	441201	500	120	10/50
2	441002	441102	690	80	441202	500	120	10/50
4	441004	441104	690	80	441204	500	120	10/50
6	441006	441106	690	80	441206	500	120	10/50
8	441008	441108	690	80	441208	500	120	10/50
10	441010	441110	690	80	441210	500	120	10/50
12	441012	441112	690	80	441212	500	120	10/50
16	441016	441116	690	80	441216	500	120	10/50
20	441020	441120	690	80	441220	500	120	10/50
25	441025	441125	690	80	441225	500	120	10/50
32	441032	441132	500	120	441232	500	120	10/50
40	441040	441140	500	120	441240	500	120	10/50
45	441045	441145	500	120	441245	500	120	10/50
50*	441050	441150	400	120	441250	400	120	10/50



* OVERRATING FUSES

STANDARDS IEC 60269-1 IEC 60269-2 EN 60269-1 EN 60269-2	APPROVALS Cd-Pb RoHS GREEN compliant
---	--

TECHNICAL I-I AND CUT-OFF CHARACTERISTICS	TECHNICAL I ² t CHARACTERISTICS AND POWER DISSIPATION
PAGE 14	PAGE 15

COMPATIBLE PMC MODULAR FUSE HOLDERS
PAGE 06

COMPATIBLE PMC MODULAR FUSE HOLDERS
PAGE 07

COMPATIBLE PMC & PMCC FUSE HOLDERS
PAGE 09

COMPATIBLE SC SCREW FIXING & BAC OPEN FUSE HOLDERS
PAGE 10

COMPATIBLE PMP PANEL MOUNTING & PMP SOCKET FUSE HOLDERS
PAGE 11

CYLINDRICAL FUSES

aM CYLINDRICAL FUSES

	I _n (A)	REFERENCE		U (V)	BREAKING CAPACITY (kA)	REFERENCE WITH STRIKER	U (V)	BREAKING CAPACITY (kA)	PACKING Uni./BOX
		WITHOUT INDICATOR	WITH INDICATOR						
22x58	2	442002	442102	690	80	442202	690	80	10/50
	4	442004	442104	690	80	442204	690	80	10/50
	6	442006	442106	690	80	442206	690	80	10/50
	8	442008	442108	690	80	442208	690	80	10/50
	10	442010	442110	690	80	442210	690	80	10/50
	12	442012	442112	690	80	442212	690	80	10/50
	16	442016	442116	690	80	442216	690	80	10/50
	20	442020	442120	690	80	442220	690	80	10/50
	25	442025	442125	690	80	442225	690	80	10/50
	32	442032	442132	690	80	442232	690	80	10/50
	40	442040	442140	690	80	442240	690	80	10/50
	50	442050	442150	690	80	442250	690	80	10/50
	63	442063	442163	690	80	442263	690	80	10/50
	80	442080	442180	500	120	442280	500	120	10/50
	100	442000	442100	500	120	442200	500	120	10/50
	125*	442015	442115	400	120	442215	400	120	10/50

* OVERRATING FUSES



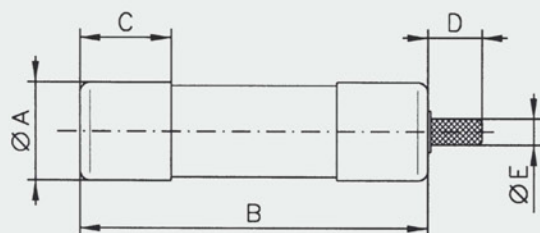
gG aM NEUTRAL LINKS

SIZE	REFERENCE	PACKING Uni./BOX
8x31	430000	10/100
10x38	431000	10/100
14x51	432000	10/50
22x58	433000	10/50



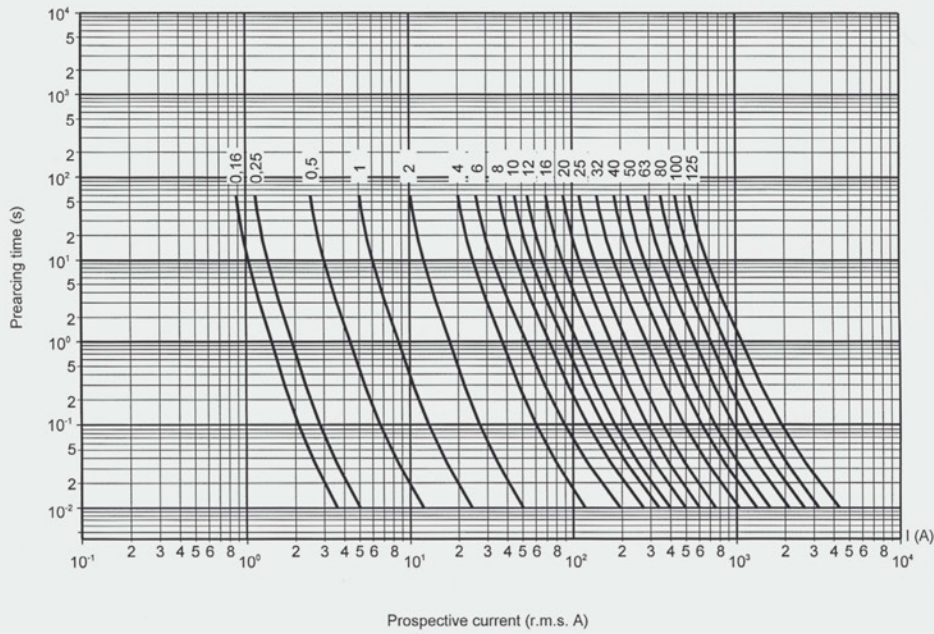
431000

TECHNICAL aM CYLINDRICAL FUSES DIMENSIONS

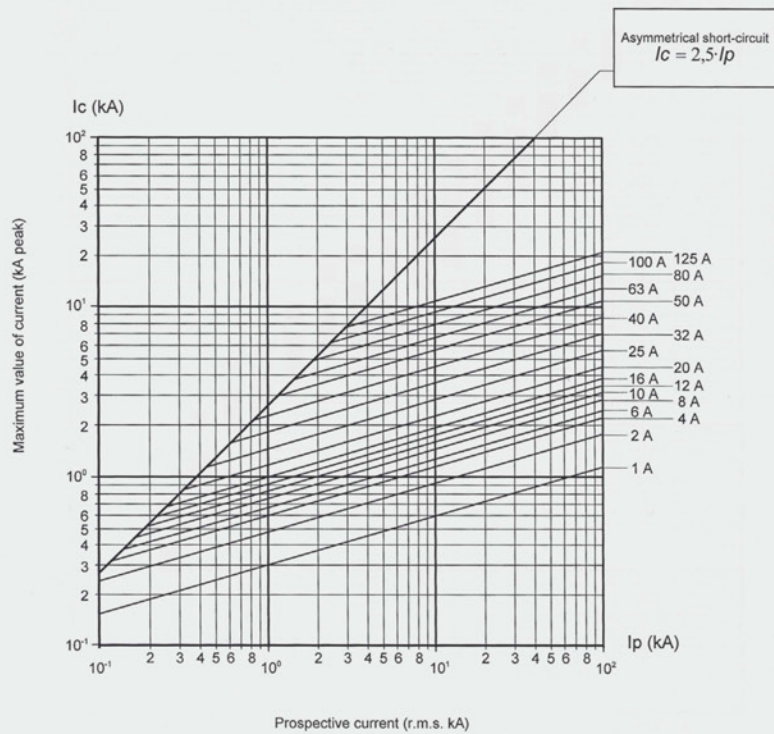


SIZE	A	B	C	D	E
8,5x31,5	8,5	31,5	6,3	—	—
10,3x38	10,3	38	8,5	—	—
14,3x51	14,3	51	11,5	8	4
22,2x58	22,2	58	15,5	8	4

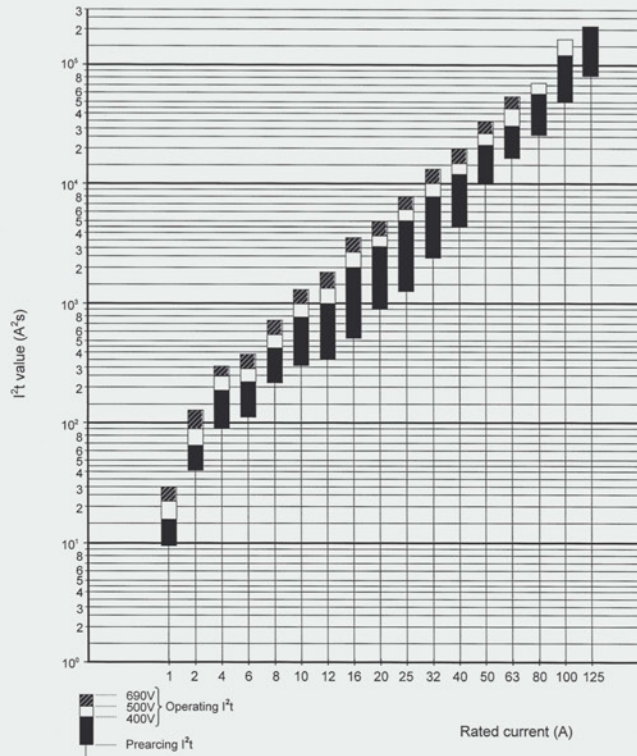
TECHNICAL
aM CYLINDRICAL FUSES
t-I CHARACTERISTICS



TECHNICAL
aM CYLINDRICAL FUSES
CUT-OFF CHARACTERISTICS



TECHNICAL
aM CYLINDRICAL FUSES
 I^2t CHARACTERISTICS



TECHNICAL
aM CYLINDRICAL FUSES
POWER DISSIPATION

I_n (A)	SIZE			
	8,5x32 (W)	10x38 (W)	14x51 (W)	22x58 (W)
0,16	–	0,24	–	–
0,25	–	0,36	0,41	–
0,5	–	0,49	0,69	–
1	0,10	0,10	0,14	–
2	0,16	0,18	0,24	0,29
4	0,25	0,31	0,45	0,48
6	0,35	0,32	0,42	0,47
8	0,40	0,52	0,70	0,73
10	0,65	0,55	0,53	0,74
12	–	0,63	0,88	0,83
16	–	0,92	1,16	1,21
20	–	0,96	1,23	1,29
25	–	1,40	1,46	1,53
32	–	–	2,04	2,13
40	–	–	2,60	3,40
45	–	–	2,85	–
50	–	–	2,90	3,48
63	–	–	–	4,46
80	–	–	–	5,86
100	–	–	–	6,61
125	–	–	–	8,42

X-ON Electronics

Largest Supplier of Electrical and Electronic Components

Click to view similar products for [Cartridge Fuses](#) category:

Click to view products by [DF Electric](#) manufacturer:

Other Similar products are found below :

[MBO-20](#) [MDA-V-1/100](#) [12C10X38GI](#) [AGA-V-2-1/2](#) [AGC-V-3-12-R](#) [AGY-50](#) [MSL-3](#) [MSL-4](#) [MSL-5](#) [BK1/C436-2A](#) [BK1-GMA-1-6-R](#)
[BK1-GMA-200-R](#) [BK1GMA-6-R](#) [BK1/GMC-100-R](#) [BK1/GMC-1.5-R](#) [BK1-GMC-2-5-R](#) [BK1GMD-4-R](#) [BK1S500-250-R](#) [BK1S500-32-R](#)
[BK1-S500-4-R](#) [BK1S500-5-R](#) [BK1-S505-1-R](#) [BK1-S506-2-R](#) [BK1-S506-3-15-R](#) [BK1/S506-63-R](#) [BK/ABC-5RX](#) [BK/AGW-B-4](#) [BK/AVX-](#)
[1/4](#) [BK/C515S-250-R](#) [BK/MBO-20](#) [BK/MBO-8](#) [BK/MDM-3/4](#) [BK-MDQ-4](#) [BK/S505-V-2.5A](#) [BK/TDC120-15](#) [BK/TDC120-20](#)
[BK/TDC122-45](#) [BP/MDL-7](#) [1C10X38AM](#) [S505-V-500MA](#) [SEF-1697-1-002](#) [AGA-V-7-1/2](#) [AGC-15WX](#) [AGC-2-1-2-R](#) [20.0M6.3X32F](#)
[20C8X32GI](#) [GMC-50-R](#) [361.250](#) [MBO-8](#) [TDC121-30](#)