

CYLINDRICAL FUSES

gG CYLINDRICAL FUSES

Cylindrical fuse links gG class for use as general protection against overloads and short circuits, intended as protection of cables, power lines and equipment. Made of ceramic tube with high withstand to internal pressure and thermal shock, that allow a high breaking capacity in a reduced physical space. The melting elements are specially designed in order to avoid aging and thus maintain unalterable the electrical characteristics. Contact caps are made of silver plated copper. Versions available with fusing indicator or with striker for use in fuse holders with microswitch.

www.df-sa.es/cylindrical/fuses/gG/

	I _n (A)	REFERENCE		U (V)	BREAKING CAPACITY (kA)	REFERENCE WITH STRIKER	U (V)	BREAKING CAPACITY (kA)	PACKING Uni./BOX
		WITHOUT INDICATOR	WITH INDICATOR						
8x32	0,5	420500	-	400	20	-	-	-	10/100
	1	420501	-	400	20	-	-	-	10/100
	2	420502	420602	400	20	-	-	-	10/100
	4	420504	420604	400	20	-	-	-	10/100
	6	420506	420606	400	20	-	-	-	10/100
	8	420508	420608	400	20	-	-	-	10/100
	10	420510	420610	400	20	-	-	-	10/100
	12	420512	420612	400	20	-	-	-	10/100
	16	420516	420616	400	20	-	-	-	10/100
	20	420720	420820	400	20	-	-	-	10/100



420500

10x38	0,5	420000	-	500	120	-	-	-	10/100
	1	420001	-	500	120	-	-	-	10/100
	2	420002	420102	500	120	-	-	-	10/100
	4	420004	420104	500	120	-	-	-	10/100
	6	420006	420106	500	120	-	-	-	10/100
	8	420008	420108	500	120	-	-	-	10/100
	10	420010	420110	500	120	-	-	-	10/100
	12	420012	420112	500	120	-	-	-	10/100
	16	420016	420116	500	120	-	-	-	10/100
	20	420020	420120	500	120	-	-	-	10/100
	25	420025	420125	500	120	-	-	-	10/100
	32*	420032	420132	400	120	-	-	-	10/100



420025

* OVERRATING FUSES

14x51	1	421001	-	690	80	-	-	-	10/50
	2	421002	421102	690	80	421202	500	120	10/50
	4	421004	421104	690	80	421204	500	120	10/50
	6	421006	421106	690	80	421206	500	120	10/50
	8	421008	421108	690	80	421208	500	120	10/50
	10	421010	421110	690	80	421210	500	120	10/50
	12	421012	421112	690	80	421212	500	120	10/50
	16	421016	421116	690	80	421216	500	120	10/50
	20	421020	421120	690	80	421220	500	120	10/50
	25	421025	421125	690	80	421225	500	120	10/50
	32	421032	421132	500	120	421232	500	120	10/50
	40	421040	421140	500	120	421240	500	120	10/50
	50	421050	421150	400	120	421250	400	120	10/50



STANDARDS IEC 60269-1 IEC 60269-2 EN 60269-1 EN 60269-2	APPROVALS Cd-Pb RoHS GREEN compliant
---	--

TECHNICAL I-I AND CUT-OFF CHARACTERISTICS PAGE 12	TECHNICAL I ² t CHARACTERISTICS AND POWER DISSIPATION PAGE 13	TECHNICAL DC APPLICATIONS FOR CYLINDRICAL FUSES PAGE 24
--	--	--

COMPATIBLE PMX MODULAR FUSE HOLDERS PAGE 06	COMPATIBLE PMX MODULAR FUSE HOLDERS PAGE 07	COMPATIBLE PMC & PMCC FUSE HOLDERS PAGE 09	COMPATIBLE SC SCREW FIXING & BAG OPEN FUSE HOLDERS PAGE 10
--	--	---	--

CYLINDRICAL FUSES

gG CYLINDRICAL FUSES

22x58

I _n (A)	REFERENCE		U (V)	BREAKING CAPACITY (kA)	REFERENCE WITH STRIKER	U (V)	BREAKING CAPACITY (kA)	PACKING Uni./BOX
	WITHOUT INDICATOR	WITH INDICATOR						
2	422002	422102	690	80	-	-	-	10/50
4	422004	422104	690	80	422204	690	80	10/50
6	422006	422106	690	80	422206	690	80	10/50
8	422008	422108	690	80	422208	690	80	10/50
10	422010	422110	690	80	422210	690	80	10/50
12	422012	422112	690	80	422212	690	80	10/50
16	422016	422116	690	80	422216	690	80	10/50
20	422020	422120	690	80	422220	690	80	10/50
25	422025	422125	690	80	422225	690	80	10/50
32	422032	422132	690	80	422232	690	80	10/50
40	422040	422140	690	80	422240	690	80	10/50
50	422050	422150	690	80	422250	690	80	10/50
63	422063	422163	690	80	422263	690	80	10/50
80	422080	422180	500	120	422280	500	120	10/50
100	422000	422100	500	120	422200	500	120	10/50
125*	422015	422115	400	120	422215	400	120	10/50

* OVERRATING FUSES



gG aM NEUTRAL LINKS

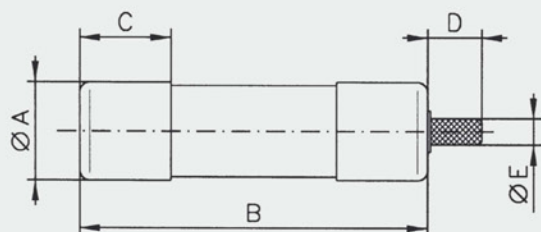
8x32
10x38
14x51
22x58

SIZE	REFERENCE	PACKING Uni./BOX
8x31	430000	10/100
10x38	431000	10/100
14x51	432000	10/50
22x58	433000	10/50



431000

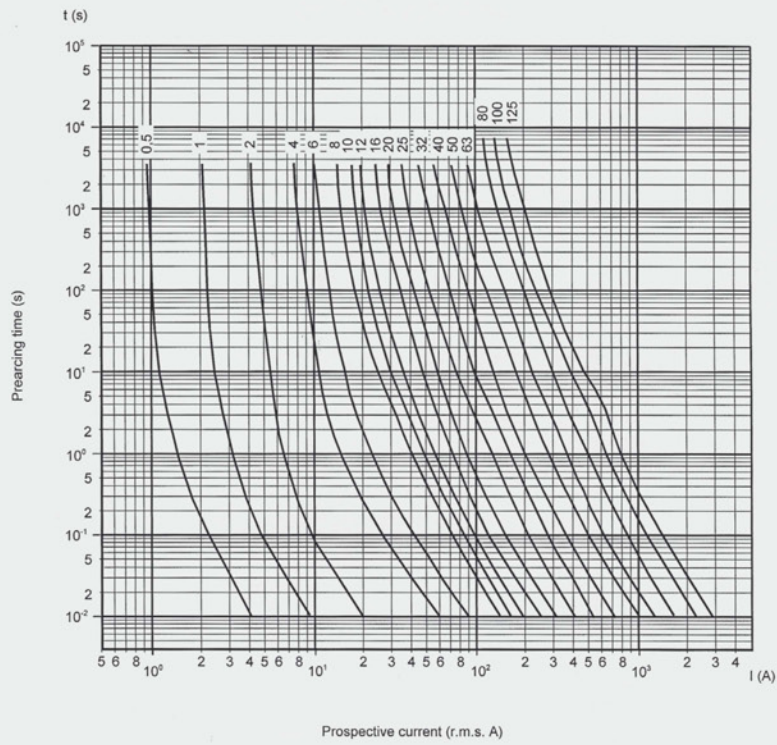
gG CYLINDRICAL FUSES DIMENSIONS



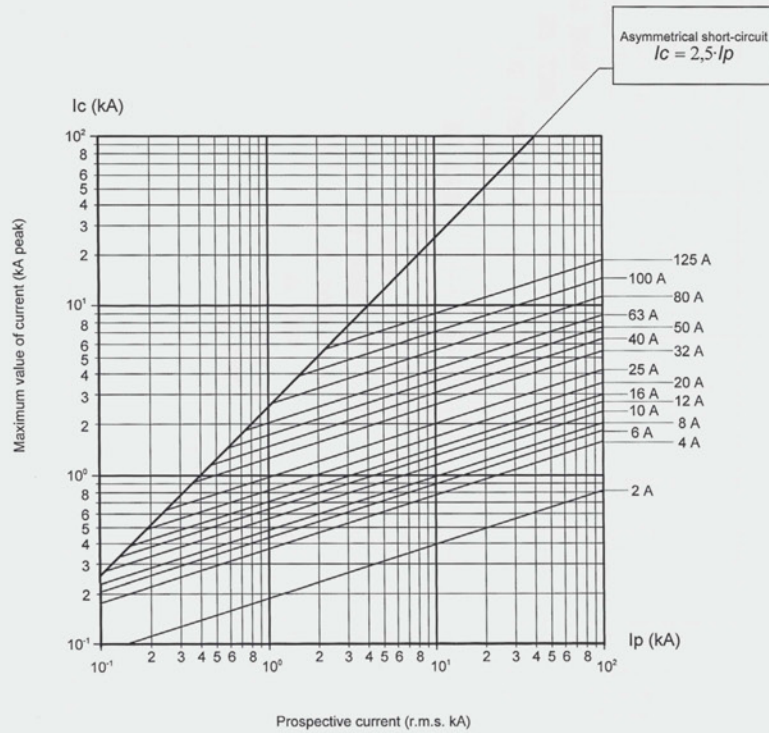
SIZE	A	B	C	D	E
8,5x31,5	8,5	31,5	6,3	-	-
10,3x38	10,3	38	8,5	-	-
14,3x51	14,3	51	11,5	8	4
22,2x58	22,2	58	15,5	8	4

COMPATIBLE
PMP PANEL MOUNTING
& PMP SOCKET FUSE
HOLDERS

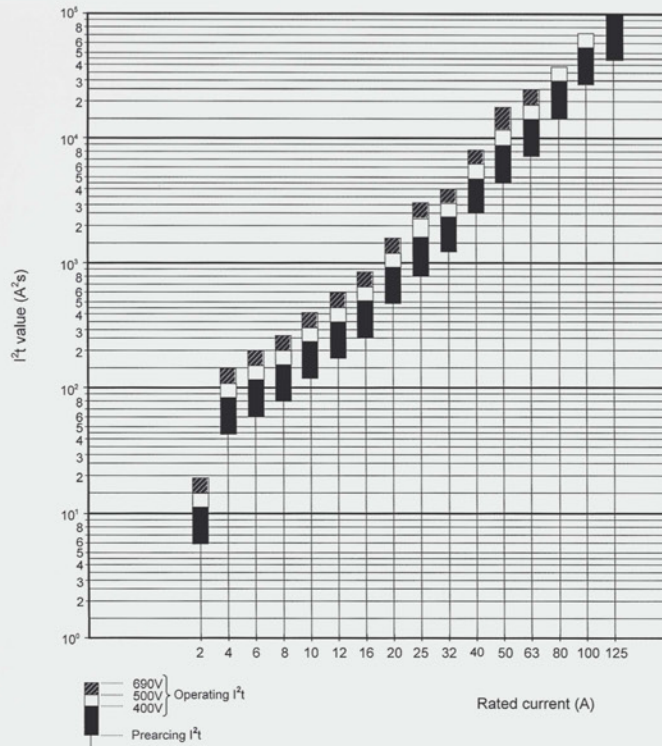
TECHNICAL
gG CYLINDRICAL FUSES
t-I CHARACTERISTICS



TECHNICAL
gG CYLINDRICAL FUSES
CUT-OFF CHARACTERISTICS



TECHNICAL **gG** CYLINDRICAL FUSES
I²t CHARACTERISTICS



TECHNICAL **gG** CYLINDRICAL FUSES
POWER DISSIPATION

I _n (A)	SIZE			
	8,5x32 (W)	10x38 (W)	14x51 (W)	22x58 (W)
0,5	1,2	1,43	–	–
1	2,0	2,77	3,90	–
2	0,5	0,60	0,90	1,00
4	0,8	0,70	1,00	1,10
6	1,1	0,85	1,15	1,30
8	1,3	0,75	1,00	1,10
10	1,0	1,00	1,30	1,50
12	1,2	1,30	1,70	1,80
16	1,5	1,60	2,00	2,10
20	2,0	2,00	2,50	2,70
25	–	2,60	3,30	3,30
32	–	2,90	3,50	3,50
40	–	–	4,75	4,00
50	–	–	4,80	5,50
63	–	–	–	6,90
80	–	–	–	7,80
100	–	–	–	9,00
125	–	–	–	11,4

TECHNICAL

gG CYLINDRICAL FUSES DC APPLICATIONS

Fuses are generally suitable for both AC and DC applications. The DC performance of fuse-links is different and AC ratings cannot be used for DC applications. There is no simple rule that safely converts an AC voltage rating of a fuse-link to DC voltage rating. For this reason it is necessary to take into account a lot of aspects in order to determine the DC applications.

In the **DF ELECTRIC gG cylindrical fuses** it is necessary to take into account the following considerations:

- The power dissipations are the same in AC (RMS value) and the DC values.
- The time current characteristics are the same for DC applications under steady-state conditions.
- The DC rated voltage and maximum breaking capacity are lower than the AC values (see the table).

SIZE	RATED CURRENT	MAX. DC VOLTAGE	DC BREAKING CAPACITY
8,5x31,5	0,5A...10A 12A...20A	150V DC 60V DC	5 kA
10x38	0,5A...16A 20A...32A	250V DC 80V DC	15 kA
14x51	1A...25A 32A & 40A 50A	440V DC 80V DC 48V DC	15 kA
22x58	2A...63A 80A & 100A 125A	440V DC 80V DC 48V DC	15 kA

NOTES

These values are referred to a time constant L/R = 15 ms.

For higher values of time constant, the maximum utilization voltage must be reduced.

For circuits with very inductive behaviour, we recommend to connect two fuses in series.

X-ON Electronics

Largest Supplier of Electrical and Electronic Components

Click to view similar products for [Cartridge Fuses](#) category:

Click to view products by [DF Electric](#) manufacturer:

Other Similar products are found below :

[MBO-20](#) [MDA-V-1/100](#) [12C10X38GI](#) [AGA-V-2-1/2](#) [AGC-V-3-12-R](#) [AGY-50](#) [MSL-3](#) [MSL-4](#) [MSL-5](#) [BK1/C436-2A](#) [BK1-GMA-1-6-R](#)
[BK1-GMA-200-R](#) [BK1GMA-6-R](#) [BK1/GMC-100-R](#) [BK1/GMC-1.5-R](#) [BK1-GMC-2-5-R](#) [BK1GMD-4-R](#) [BK1S500-250-R](#) [BK1S500-32-R](#)
[BK1-S500-4-R](#) [BK1S500-5-R](#) [BK1-S505-1-R](#) [BK1-S506-2-R](#) [BK1-S506-3-15-R](#) [BK1/S506-63-R](#) [BK/ABC-5RX](#) [BK/AGW-B-4](#) [BK/AVX-](#)
[1/4](#) [BK/C515S-250-R](#) [BK/MBO-20](#) [BK/MBO-8](#) [BK/MDM-3/4](#) [BK-MDQ-4](#) [BK/S505-V-2.5A](#) [BK/TDC120-15](#) [BK/TDC120-20](#)
[BK/TDC122-45](#) [BP/MDL-7](#) [1C10X38AM](#) [S505-V-500MA](#) [SEF-1697-1-002](#) [AGA-V-7-1/2](#) [AGC-15WX](#) [AGC-2-1-2-R](#) [20.0M6.3X32F](#)
[20C8X32GI](#) [GMC-50-R](#) [361.250](#) [MBO-8](#) [TDC121-30](#)