




(1,27 mm) .050"



# SMT & THROUGH-HOLE HEADER

## SPECIFICATIONS

For complete specifications and recommended PCB layouts see [www.samtec.com?TFM](http://www.samtec.com?TFM) or [www.samtec.com?TFML](http://www.samtec.com?TFML)

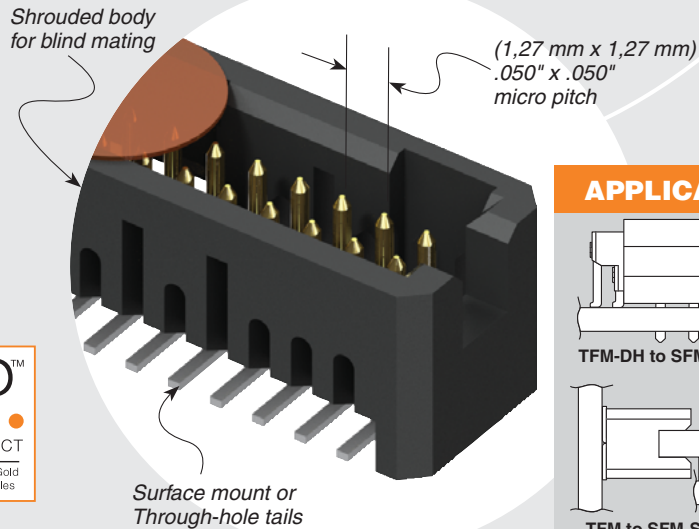
**Insulator Material:** Black Liquid Crystal Polymer  
**Terminal Material:** Phosphor Bronze  
**Plating:** Au or Sn over 50µ" (1,27 µm) Ni  
**Current Rating (TFM/SFM):** 3.2 A per pin (1 pin powered per row)  
**Voltage Rating:** 250 VAC mated with SFM  
**Operating Temp Range:** -55°C to +125°C  
**RoHS Compliant:** Yes

**Processing:**  
**Lead-Free Solderable:** Yes  
**SMT Lead Coplanarity:** (0,10 mm) .004" max (05-25) (0,15 mm) .006" max (30-50)

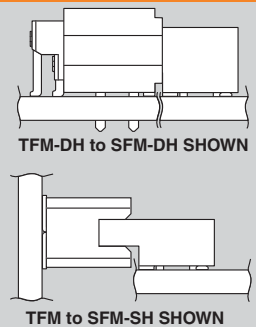
**TFM Mates with:** SFM, SFMC, SFSD

**TFML Mates with:** SFML

**TFM-DH Mates with:** SFM (-DH), SFMC, SFSDX (-S, -D, -SR, -DR)



## APPLICATIONS



## RECOGNITIONS

For complete scope of recognitions see [www.samtec.com/quality](http://www.samtec.com/quality)



## MATED HEIGHT

LEAD STYLE		MATED HEIGHT*
TFM	SFM	
-02	-02	(6,35) .250
-12		(8,13) .320
-22		(9,91) .390
-32		(11,81) .465

LEAD STYLE		MATED HEIGHT*
TFM	SFM	
-01	-01	(5,97) .235
-03		(5,97) .235
-11		(7,75) .305
-13		(7,75) .305
-21		(9,53) .375
-23		(9,53) .375
-31	(11,43) .450	

\*Processing conditions will affect mated height.

## OTHER SOLUTIONS

- Lower cost plating options. See TFC Series.

**Note:** Some sizes, styles and options are non-standard, non-returnable.

## TYPE STRIP

1

## NO. PINS PER ROW

03, 04, 06, 08  
(TFM -01 & -02 only)

05, 07, 10, 15, 20,  
25, 30, 35, 40, 45, 50  
(Standard sizes)

## LEAD STYLE

Specify LEAD STYLE from chart

## PLATING OPTION

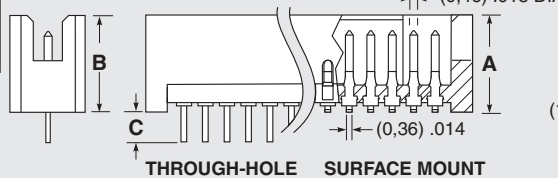
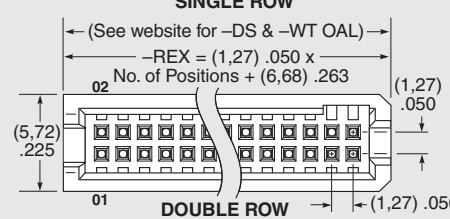
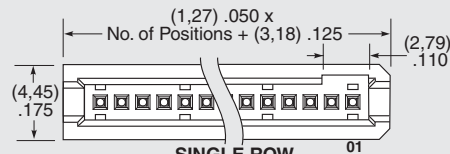
-L  
= 15µ" (0,38 µm)  
Gold on post,  
Matte Tin on tail  
(Call Samtec for E.L.P.™ plating option)

**TFM**  
= Standard

**TFML**  
= Locking (-01 & -02 lead style only)

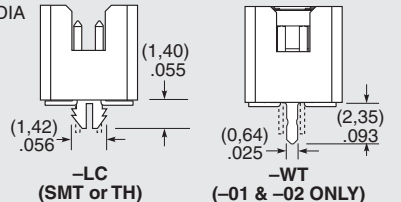
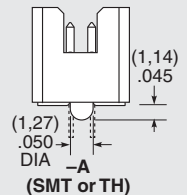
LEAD STYLE (T/H)	B	C
-01	(5,59) .220	(1,97) .078
-03*	(5,59) .220	(2,77) .109
-11*	(7,37) .290	(1,97) .078
-13*	(7,37) .290	(2,77) .109
-21*	(9,14) .360	(1,97) .078
-23*	(9,14) .360	(2,77) .109
-31*	(11,05) .435	(1,97) .078


\* N/A with 07 or -S row option




LEAD STYLE (SMT)	A
-02	(5,72) .225
-12*	(7,49) .295
-22*	(9,27) .365
-32*	(11,18) .440

\* N/A with 07, -DH or -S row option





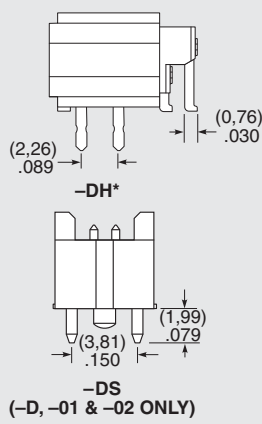
**TFM, TFML SERIES**



- RUGGEDIZED**  
by SAMTEC
- Passes 10 Year MFG
  - Locking option
  - Locking clip option
  - Weld tab option
  - Screw Down option

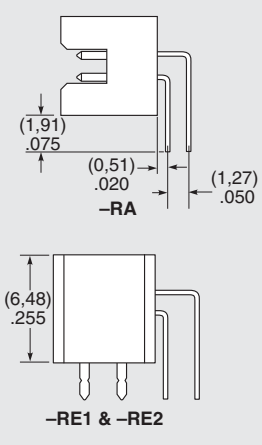
**ROW OPTION**

- S**  
= Single Row (TFM only)
- D**  
= Double Row
- DH\***  
= Double Horizontal (TFM lead style -02 only) (05 thru 50 positions only) (-TR option only available)



**OPTION**

- Specify only -RA, -RE1 or -RE2
- RA**  
= Right Angle (Lead style -01 only)
  - RE1**  
= Right Angle Elevated for (1,58 mm) .062" PCB (Requires TFM lead style -01, -D row and -WT)
  - RE2**  
= Right Angle Elevated for (2,36 mm) .093" PCB (Requires TFM lead style -01, -D row and -WT)



- Specify only -A, -LC, -DS or -WT  
Not available with -RA, -RE1 and -RE2 unless otherwise noted.
- A**  
= Alignment Pin
  - LC**  
= Locking Clip (Manual Placement required)
  - DS**  
= Dual Screw Down for (1,60 mm) .062" PCB (05, 07, 10, 15, 20, 25, 30, 35, 40 positions only) (TFM lead styles -01 and -02 only) (Requires -D row option) (Mates with SFM-DS option and SFSD/SFSDT -SS and -DS option only) (Not available with -A, -LC, -WT, -K, -P, -TR)
  - WT**  
= Weld Tab (TFM lead styles -01 and -02 only) (Required callout for -RE1 & -RE2) (Mates to SFSS/SFSD -SR and -DR option only) (05, 07, 10, 15, 20, 25, 30, 35, 40, 45, 50 positions only)

- SMT lead styles only  
Specify only -K or -P
- K**  
= Polyimide Film Pick & Place Pad
  - P**  
= Plastic Pick & Place Pad (5 positions minimum) (Not available with 5 position with -WT)
- Specify -TR last
- TR**  
= Tape & Reel (Not available with -DS)

**ALSO AVAILABLE (MOQ Required)**

- Solder nail option
- Other sizes
- Other platings
- Contact Samtec.

\* Note: Weld tab is standard on -DH option. No need to specify -WT.

## X-ON Electronics

Largest Supplier of Electrical and Electronic Components

*Click to view similar products for [Headers & Wire Housings](#) category:*

*Click to view products by [Samtec](#) manufacturer:*

Other Similar products are found below :

[95000-104TRLF](#) [10135584-644402LF](#) [DF62W-EP2022PCA](#) [95000-106TRLF](#) [DF62W-2022SCA](#) [DF62W-EP2022PC](#) [2203348](#) [DF62W-2022SC](#) [1084018](#) [1029039](#) [1084017](#) [802-10-012-10-002000](#) [1112640](#) [1112639](#) [000-34000](#) [0009482033](#) [0009507031](#) [57102-S06-03LF](#) [57202-S52-04LF](#) [PCN6-15S-2.5E](#) [0039019024](#) [58102-G61-06LF](#) [582553-1](#) [0009485154](#) [0009508121](#) [0022285053](#) [0050291907](#) [018731A](#) [LY20-4P-DT1-P1E-BR](#) [02.125.8002.8](#) [60101931](#) [60598-1 \(Cut Strip\)](#) [M1625-3R/100](#) [61062-3](#) [61082-181009](#) [636-1427](#) [638009-1](#) [641938-9](#) [641991-4](#) [644168-1](#) [647662-1](#) [65039-019ELF](#) [65781-047](#) [65817-002LF](#) [65817-015LF](#) [65863-015LF](#) [66207-023LF](#) [67016-026LF](#) [67046-001LF](#) [67095-007LF](#)