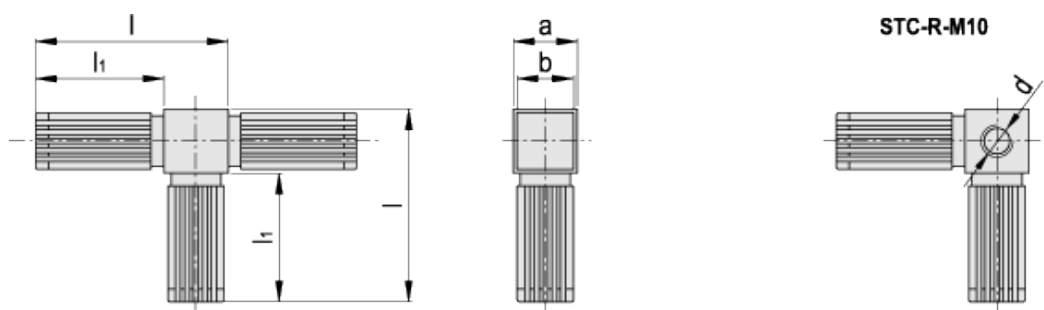


STC

Square tube connectors



technical informations

Connector

It consists of two parts made out of polyamide (PA) based tecnopolymer.
Resistant to solvents, oils, greases and other chemical agents.

Reinforcement

Zinc-plated steel or stainless steel (STC-SST).

Colour

Black or grey, matte finish.

Standard executions

- 1A-2W: monodimensional two-way connector.

- 2A-2W: bidimensional two-way connector.

- 2A-3W: bidimensional three-way connector.

- 2A-4W: bidimensional four-way connector.

- 3A-3W: tridimensional three-way connector.

- 3A-4W: tridimensional four-way connector.


- 3A-5W: tridimensional five-way connector.

- 3A-6W: tridimensional six-way connector.

Index for connectors with reinforcement:

- R: zinc-plated steel reinforcement.

- R-SST: stainless steel reinforcement.
 - R-M10: zinc-plated steel reinforcement with threaded hole.
- Connectors without reinforcement: supplied not assembled.
Connectors with reinforcement: supplied assembled.

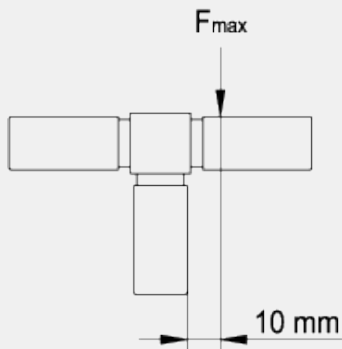



Features and applications

Suitable for creating structures composed by square profiles. The assembly can be performed simply by positioning the connector, forcing it, inside the profile, with no need of screws or other fasteners.

The maximum limit static load for each arm of the connectors with steel reinforcement (STC-R and STC-R-SST) is shown in Fig. 1. The maximum limit static load is the value above which, under particular conditions of use, the load applied to the element may cause breakage. As a consequence, a suitable factor must be applied to this value, according to the importance and safety level of the specific application.


Fig. 1






3A-3W

3A-3W-R




3A-4W

3A-4W-R



3A-5W

3A-5W-R



3A-6W

3A-6W-R



C9
 RAL9005

C33
 RAL7040

The drawing shows the assembled connector. The two tecopolymer pieces composing it may have different shapes depending on the dimensions and / or executions.

Standard Elements				Main dimensions				Tube dimensions			Weight
Code	Description	Code	Description	a	b	l	l ₁	External	Thickness	Internal	g
430001	STC.20-1A-2W-C9	-	-	20	17	50	45	20	1.5	17	46
430051	STC.25-1A-2W-C9	-	-	25	22	70	54	25	1.5	22	100
430101	STC.30-1A-2W-C9	-	-	30	26	76	46	30	2	26	107
430011	STC.20-2A-2W-C9	430012	STC.20-2A-2W-C33	20	17	56	36	20	1.5	17	15
430061	STC.25-2A-2W-C9	430062	STC.25-2A-2W-C33	25	22	77	52	25	1.5	22	31
430111	STC.30-2A-2W-C9	430112	STC.30-2A-2W-C33	30	26	77	47	30	2	26	51
430016	STC.20-2A-3W-C9	430017	STC.20-2A-3W-C33	20	17	56	36	20	1.5	17	20
430066	STC.25-2A-3W-C9	430067	STC.25-2A-3W-C33	25	22	76	51	25	1.5	22	42
430116	STC.30-2A-3W-C9	430117	STC.30-2A-3W-C33	30	26	77	47	30	2	26	68
430021	STC.20-2A-4W-C9	430022	STC.20-2A-4W-C33	20	17	56	36	20	1.5	17	26
430071	STC.25-2A-4W-C9	430072	STC.25-2A-4W-C33	25	22	79	54	25	1.5	22	57
430121	STC.30-2A-4W-C9	430122	STC.30-2A-4W-C33	30	26	77	47	30	2	26	80
430026	STC.20-3A-3W-C9	430027	STC.20-3A-3W-C33	20	17	56	36	20	1.5	17	19
430076	STC.25-3A-3W-C9	430077	STC.25-3A-3W-C33	25	22	77	52	25	1.5	22	46
430126	STC.30-3A-3W-C9	430127	STC.30-3A-3W-C33	30	26	77	47	30	2	26	68
430031	STC.20-3A-4W-C9	430032	STC.20-3A-4W-C33	20	17	56	36	20	1.5	17	25
430081	STC.25-3A-4W-C9	430082	STC.25-3A-4W-C33	25	22	77	52	25	1.5	22	56
430131	STC.30-3A-4W-C9	430132	STC.30-3A-4W-C33	30	26	77	47	30	2	26	86

430036	STC.20-3A-5W-C9	430037	STC.20-3A-5W-C33	20	17	56	36	20	1.5	17	30
430086	STC.25-3A-5W-C9	430087	STC.25-3A-5W-C33	25	22	79	54	25	1.5	22	69
430136	STC.30-3A-5W-C9	430137	STC.30-3A-5W-C33	30	26	77	47	30	2	26	96
430041	STC.20-3A-6W-C9	430042	STC.20-3A-6W-C33	20	17	56	36	20	1.5	17	41
430091	STC.25-3A-6W-C9	430092	STC.25-3A-6W-C33	25	22	77	52	25	1.5	22	87
430141	STC.30-3A-6W-C9	430142	STC.30-3A-6W-C33	30	26	77	47	30	2	26	113

 C9  C33
RAL9005 RAL7040

Standard Elements				Main dimensions				Tube dimensions			F max	Weig
Code	Description	Code	Description	a	b	l	l ₁	External	Grubość ścianki	Internal	[N]	g
430002	STC.20-1A-2W-R-C9	-	-	20	17	50	45	20	1.5	17	2000	46
430052	STC.25-1A-2W-R-C9	-	-	25	22	70	54	25	1.5	22	4000	100
430102	STC.30-1A-2W-R-C9	-	-	30	26	76	46	30	2	26	4000	107
430013	STC.20-2A-2W-R-C9	430014	STC.20-2A-2W-R-C33	20	17	56	36	20	1.5	17	2000	89
430063	STC.25-2A-2W-R-C9	430064	STC.25-2A-2W-R-C33	25	22	77	52	25	1.5	22	4000	120
430113	STC.30-2A-2W-R-C9	430114	STC.30-2A-2W-R-C33	30	26	77	47	30	2	26	4000	139
430018	STC.20-2A-3W-R-C9	430019	STC.20-2A-3W-R-C33	20	17	56	36	20	1.5	17	2000	151
430068	STC.25-2A-3W-R-C9	430069	STC.25-2A-3W-R-C33	25	22	76	51	25	1.5	22	4000	162
430118	STC.30-2A-3W-R-C9	430119	STC.30-2A-3W-R-C33	30	26	77	47	30	2	26	4000	156
430023	STC.20-2A-4W-R-C9	430024	STC.20-2A-4W-R-C33	20	17	56	36	20	1.5	17	2000	205
430073	STC.25-2A-4W-R-C9	430074	STC.25-2A-4W-R-C33	25	22	79	54	25	1.5	22	4000	95
430123	STC.30-2A-4W-R-C9	430124	STC.30-2A-4W-R-C33	30	26	77	47	30	2	26	4000	130
430028	STC.20-3A-3W-R-C9	430029	STC.20-3A-3W-R-C33	20	17	56	36	20	1.5	17	2000	160
430078	STC.25-3A-3W-R-C9	430079	STC.25-3A-3W-R-C33	25	22	77	52	25	1.5	22	4000	174
430128	STC.30-3A-3W-R-C9	430129	STC.30-3A-3W-R-C33	30	26	77	47	30	2	26	4000	170
430033	STC.20-3A-4W-R-C9	430034	STC.20-3A-4W-R-C33	20	17	56	36	20	1.5	17	2000	212
430083	STC.25-3A-4W-R-C9	430084	STC.25-3A-4W-R-C33	25	22	77	52	25	1.5	22	4000	259
430133	STC.30-3A-4W-R-C9	430134	STC.30-3A-4W-R-C33	30	26	77	47	30	2	26	4000	115
430038	STC.20-3A-5W-R-C9	430039	STC.20-3A-5W-R-C33	20	17	56	36	20	1.5	17	2000	156
430088	STC.25-3A-5W-R-C9	430089	STC.25-3A-5W-R-C33	25	22	79	54	25	1.5	22	4000	196
430138	STC.30-3A-5W-R-C9	430139	STC.30-3A-5W-R-C33	30	26	77	47	30	2	26	4000	158
430043	STC.20-3A-6W-R-C9	430044	STC.20-3A-6W-R-C33	20	17	56	36	20	1.5	17	2000	204
430093	STC.25-3A-6W-R-C9	430094	STC.25-3A-6W-R-C33	25	22	77	52	25	1.5	22	4000	240
430143	STC.30-3A-6W-R-C9	430144	STC.30-3A-6W-R-C33	30	26	77	47	30	2	26	4000	285

 C9  C33
RAL9005 RAL7040

Standard Elements				Main dimensions				Tube dimensions			F max	Weig
Code	Description	Code	Description	a	b	l	l ₁	External	Grubość ścianki	Internal	[N]	g
430151	STC.25-2A-2W-R-SST-C9	430152	STC.25-2A-2W-R-SST-C33	25	22	77	52	25	1.5	22	4000	95
430171	STC.30-2A-2W-R-SST-C9	430172	STC.30-2A-2W-R-SST-C33	30	26	77	47	30	2	26	4000	115
430153	STC.25-2A-3W-R-SST-C9	430154	STC.25-2A-3W-R-SST-C33	25	22	76	51	25	1.5	22	4000	130

430173	STC.30-2A-3W-R-SST-C9	430174	STC.30-2A-3W-R-SST-C33	30	26	77	47	30	2	26	4000	156
430155	STC.25-2A-4W-R-SST-C9	430156	STC.25-2A-4W-R-SST-C33	25	22	79	54	25	1.5	22	4000	174
430175	STC.30-2A-4W-R-SST-C9	430176	STC.30-2A-4W-R-SST-C33	30	26	77	47	30	2	26	4000	196
430157	STC.25-3A-3W-R-SST-C9	430158	STC.25-3A-3W-R-SST-C33	25	22	77	52	25	1.5	22	4000	136
430177	STC.30-3A-3W-R-SST-C9	430178	STC.30-3A-3W-R-SST-C33	30	26	77	47	30	2	26	4000	158
430159	STC.25-3A-4W-R-SST-C9	430160	STC.25-3A-4W-R-SST-C33	25	22	77	52	25	1.5	22	4000	174
430179	STC.30-3A-4W-R-SST-C9	430180	STC.30-3A-4W-R-SST-C33	30	26	77	47	30	2	26	4000	204
430161	STC.25-3A-5W-R-SST-C9	430162	STC.25-3A-5W-R-SST-C33	25	22	79	54	25	1.5	22	4000	212
430181	STC.30-3A-5W-R-SST-C9	430182	STC.30-3A-5W-R-SST-C33	30	26	77	47	30	2	26	4000	240
430163	STC.25-3A-6W-R-SST-C9	430164	STC.25-3A-6W-R-SST-C33	25	22	77	52	25	1.5	22	4000	256
430183	STC.30-3A-6W-R-SST-C9	430184	STC.30-3A-6W-R-SST-C33	30	26	77	47	30	2	26	4000	288

C9 C33
RAL9005 **RAL7040**

Standard Elements				Main dimensions				Mounting hole	Tube dimensions			F _{max}	Weight
Code	Description	Code	Description	a	b	l	l ₁	d	External	Grubość ścianki	Internal	[N]	g
430096	STC.25-3A-3W-R-M10-C9	430097	STC.25-3A-3W-R-M10-C33	25	22	77	52	M10x25	25	1.5	22	4000	136
430146	STC.30-3A-3W-R-M10-C9	430147	STC.30-3A-3W-R-M10-C33	30	26	77	47	M10x30	30	2	26	4000	158
430098	STC.25-3A-4W-R-M10-C9	430099	STC.25-3A-4W-R-M10-C33	25	22	77	52	M10x25	25	1.5	22	4000	174
430148	STC.30-3A-4W-R-M10-C9	430149	STC.30-3A-4W-R-M10-C33	30	26	77	47	M10x30	30	2	26	4000	204



ELESA and GANTER models all rights reserved in accordance with the law. Always mention the source when reproducing our drawings.

STANDARD MACHINE ELEMENTS WORLDWIDE

X-ON Electronics

Largest Supplier of Electrical and Electronic Components

Click to view similar products for [Electrical Enclosure Accessories](#) category:

Click to view products by [Elesa & Ganter](#) manufacturer:

Other Similar products are found below :

[60121-06-028 C-325 Black](#) [71884-04-028 CM3-100 Black](#) [71884-18-028 LH43-200 Black](#) [71884-24-028 LH75-200 Black](#) [71885-01-028 CM6-150 Black](#) [72459-02-028 DM-3 BLACK](#) [81501-01-000 XPL, 9VB Black](#) [82402-01 PT-8 ALUM](#) [1335GSKT3](#) [14101FP-PK](#) [CB-1263-BT](#) [1611512-4](#) [HB-11498](#) [RC-7775](#) [HM BLACK PANEL](#) [61033-01-000](#) [115123-01-508 CN-RL RS](#) [115124-01-508 CN-XRL XRS](#) [115119-01-000 CN-RL RS](#) [115123-01-000 CN-RL RS](#) [60121-04-028 C-275 Black](#) [60128-01-072](#) [60222-01-028 CM6-225 Black](#) [60272-01-028 CM3-150 Black](#) [60851-01-028 CM69-120 Black](#) [62291-502-000-KEU-10-BLK](#) [62452-01-000 HML-9VB, EB Black](#) [71884-25-028 LH89-130 Black](#) [AXX2POSTBRCKT](#) [FUPMESK](#) [71884-23-028 LH75-130 Black](#) [1317GSKTSC](#) [8G813V40389](#) [DVA.1-10-15-M4-10-70](#) [DVC.1-60-49-60-M10-28-55](#) [DVC.1-15-8,5-15-M4-10-40](#) [DVC.1-20-12-30-M6-18-40](#) [DVC.1-30-18-25-M8-20-40](#) [DVC.1-35-31-15-M8-20-40](#) [DVC.1-35-31-15-M8-20-70](#) [DVC.1-75-60-40-M12-37-70](#) [DVC.2-30-22-20-M8-20-55](#) [DVC.2-40-30-25-M8-23-55](#) [DVC.2-75-60-40-M12-37-55](#) [DVC.2-21-16-22-M6-18-40](#) [DVC.2-40-20-48-M8-23-40](#) [DVC.2-40-32-50-M8-23-40](#) [DVC.2-20-14-19-M6-18-70](#) [DVC.2-25-18-20-M6-18-70](#) [DVC.3-20-14-20-M6-40](#) [DVC.3-20-14-30-M6-40](#)