

FIBOX

C O N T E N T S



<http://www.fibox.com>

FIBOX ENCLOSURE CD-ROM CATALOGUE.....	2
FIBOX IS ON THE WEB FOR YOU.....	3
QUALITY.....	4
CUSTOMISING.....	6



FIBOX MNX

SMALL TO MEDIUM SIZE ENCLOSURES

PC / ABS / P 52 x 50 x 40 mm to 300 x 230 x 110 mm



FIBOX MINI

FIBOX MNX PC / F / PCM / ABS.....	7-14
-----------------------------------	------

FIBOX MINI PC / PG / MO.....	15-20
------------------------------	-------

FIBOX PICCOLO PC / ABS.....	21-24
-----------------------------	-------



FIBOX EURONORM

FIBOX EURONORM PC / ABS / ALUMINIUM / POLYESTER.....	25-34
--	-------

MEDIUM TO LARGE SIZE ENCLOSURES

190 x 190 x 130 mm to 600 x 400 x 220 mm



FIBOX SOLID

FIBOX SOLID PC / ABS / PG / HINGED COVER	35-40
--	-------

FIBOX EK.....	41-50
---------------	-------

FIBOX CAB PC/ABS hinged door with key lock.....	51-62
---	-------



FIBOX CAB

FIBOX CAB PC/ABS hinged door with latches.....	51-62
--	-------

FIBOX QUICK with quick turn screw cover.....	51-62
--	-------

FIBOX SPACE LINK with large flange openings.....	51-62
--	-------



FIBOX CARDMASTER

ENCLOSURES FOR ELECTRONICS AND INSTRUMENTATION

FIBOX CARDMASTER II PC / ABS.....	63-66
-----------------------------------	-------

FIBOX CARDMASTER PC / ABS.....	63-66
--------------------------------	-------

FIBOX EX for hazardous areas.....	67-72
-----------------------------------	-------



FIBOX WINDOWS

INSPECTION WINDOWS.....	73-76
-------------------------	-------

FIBOX®

Production:

In Finland:
Fibox Oy Ab
P O Box 16
FIN-02421 JORVAS, Finland
E-mail: info@fibox.fi
Tel. +358 9 2955 31
Fax +358 9 2955 3200

Fibox in Korea:
AJM Industry Ltd.
9L, 155B, Namdong Gongdan
726-8 Gojan-dong, Namdong-ku,
Inchon, Republic of Korea
E-mail: fibox@ppp.kornet21.net
Tel: +82 32 81 46 742
Fax +82 32 81 46 077

Customer Service:

Fibox Ltd
Unit 7, Stephenson Court
Skippers Lane, Middlesbrough
Teesside TS6 6 UT, England
E-mail: sales@fibox.co.uk
Tel. +44 1642 4666 59
Fax +44 1642 4666 69

Fibox Inc
Tech 100 Business Park
6675 Santa Barbara Rd.
Elkridge 21075
Maryland (MD) USA
E-mail: sales@fiboxusa.com
Tel. +1 410 579 1999
Fax +1 410 796 3298
Call toll-free
USA 1 888 342 6987 / 1888 FIBOX US

Fibox Suomi Oy
P O Box 4
FIN-02421 JORVAS, Finland
E-mail: info@fibox.fi
Tel. +358 9 2955 351
Fax +358 9 2955 3500

FIBOX AB
Enhagssligan 3
S-187 40 TABY, Sverige
E-mail: info@fibox.se
Tel. +46 8 792 26 70
Fax +46 8 792 01 64

Fibox A/S
Rugvænget 30
DK-2630 Tåstrup, Denmark
E-mail: fibox@fibox.dk
Tel. +45 437 18055
Fax +45 437 18035

FIBOX FRANCE Sarl
1 rue Becquerel
Zl de Mityr-Compans
B.P. 553, 77295 Mityr Mory Cedex
E-mail: service.client@fibox.fr
Tél.: +33-1-60 21 17 17
Fax: +33-1-60 21 17 18

Fibox GmbH
Böttgerstrasse 2-14
D-65439 Flörsheim am Main, Germany
E-mail: info@fibox.de
Tel.: +49 6145 92 76-0
Fax: +49 6145 92 76-10

Fibox Switzerland
Neuwilstrasse 14
CH-9306 Freidorf, Schweiz
E-mail: fibox@tele-net.ch
Tel. +41 71 455 26 30
Fax +41 71 455 26 31

Fibox Korea:
AJM Industry Ltd.
9L, 155B, Namdong Gongdan
726-8 Gojan-dong, Namdong-ku,
Inchon, Republic of Korea
E-mail: fibox@ppp.kornet21.net
Tel: +82 32 81 46 742
Fax +82 32 81 46 077

Fibox Sp. z o.o
ul. Dzieciola 19
04-988 Warsaw, Poland
E-mail: info@fibox.pl
Tel. +48 22 872 9498
Fax +48 22 872 9698

Fibox Enclosure Catalogue on CD -ROM

What's new?

The new CD - ROM includes all the latest new product introductions (MNX, CAB etc.) The user interface has been improved and is now easier to use. Software enhancements have reduced response times for accessing the data base.

It is a real designer's tool for selecting the right enclosure.

Features of the CD

Contains a full enclosure catalogue complete with all Fibox product families and accessories.

Selection of the ideal enclosure by searching your most critical parameter (material, NEMA rating, size, etc.)

Contains scaleable drawings, presented in either metric or inch dimensions. (Inch sizes are for reference only.)

Computer aided design drawings, usable by the engineer's own CAD system. (Available formats: DRW, IGS, and DXF.)

Presentation of services available for modification and customisation by the factory.

Includes eleven languages: American, German, Danish, English, French, Italian, Dutch, Estonian, Polish, Finnish and Swedish.

General information.

The Fibox Enclosure Catalogue is available in a CD-ROM version. To use our latest CD-ROM, the following minimum system configuration is required: IBM compatible PC with 386 processor, 4 MB RAM, 15 MB free hard drive disk space and Windows 3.1 or newer operating system.

CAD-LIBRARY
WWW.FIBOX.COM



FIBOX is on the WEB for YOU

Find Fibox support services on the world wide web.

Visit our multi-language WEB site. As a global, multinational company, our home page is available in English, French, German, Swedish, Korean and Finnish.

No time for drawing enclosures?

At <http://www.fibox.com>, Fibox lends a helping hand to designers with CAD format drawings which can be easily downloaded. Select only the drawings you need for your selected enclosure and complete your design quickly. Save time with drawings available in both inches and millimetres.

Need technical specifications, accessories or agency approvals?

At <http://www.fibox.com>, you can obtain the technical information you need to complete your design. Select your enclosure, and print a PDF file with a photo, dimensional drawing (in metric and inches), part numbers, ordering codes, technical data and regulatory agency approvals. There is even a list of correct accessories, ready for you to print. Select only the information you want and need!

The world changes and so do we.

At <http://www.fibox.com>, you can see the latest Fibox products and services. As a leader in injection moulding for the electrical and electronics industries, there is always something new at Fibox. Visit our WEB site to keep abreast of new products and services, the latest in customising options, or our growing list of accessories. Our electronic newsletter will introduce you to new products, new applications and new services, plus add a personal touch as you get to know Fibox around the world.

Need technical or promotional material?

At <http://www.fibox.com>, you can request our catalogue, full colour data sheets, press releases, manufacturers declarations, CD-ROM and much more. Just click the envelope and specify what you need.

Your thoughts, please!

Give us feedback. Tell us what you like and what you don't like! Write to us from <http://www.fibox.com>, or E-mail us at info@fibox.fi. We are committed to continually improving our service to you. Please help us by sharing your opinions with us.

YOU surf to US and let US serve YOU



FIBOX®

FIBOX
MNX

FIBOX
MINI

FIBOX
PICCOLO

FIBOX
EURONORM

FIBOX
SOLID

FIBOX
EK

FIBOX
CAB

FIBOX
QUICK

FIBOX
SPACE LINK

FIBOX
CARDMASTER

FIBOX
EX

FIBOX
WINDOWS

FIBOX QUALITY CREATES CUSTOMER ADVANTAGE

Fibox has developed a sophisticated quality system to assure our customers of the reliability and consistency of our products and our service. All aspects of our operations, from design and development through to production and product delivery, are documented to ensure superior performance. Performance you can rely on.

Fibox is an ISO 9001 certified manufacturer and was awarded its certificate by Bureau Veritas Quality International in 1992. This approval covers specifications defined by ISO 9001:1994.



THE FIBOX QUALITY POLICY

The Fibox approach to quality is documented in the Fibox Quality Policy manual.

THE FIBOX QUALITY SYSTEM

The Fibox quality system applies not only to product quality and safety, but availability of product, accuracy of shipments, technical support and customer service. The continued success of this program is assured by regular internal and independent external audits.



NEMA/UL CLASSIFICATIONS OF PROTECTION

The National Electrical Manufacturers Association (NEMA) is a US Manufacturers Organisation which actively promotes standardised product specifications for electrical apparatus.

NEMA performance criteria and test methods are used by Underwriters' Laboratories as guidelines for investigation and listing of electrical enclosures.

Approximate IP equivalents in parentheses

- | | |
|---------|--|
| NEMA 1: | Indoor use primarily to provide a degree of protection against contact with the enclosed equipment and against a limited amount of falling dirt. (IP30) |
| 2: | Indoor use to provide a degree of protection against limited amounts of falling water and dirt. (IP31) |
| 3: | Outdoor use to provide a degree of protection against windblown dust, rain, and sleet; undamaged by the formation of ice on the enclosure. (IP64) |
| 3R: | Outdoor use to provide a degree of protection against falling rain and sleet; undamaged by the formation of ice on the enclosure. (IP32) |
| 3S: | Outdoor use to provide a degree of protection against windblown dust, rain and sleet; external mechanisms remain operable while ice laden. |
| 4: | Indoor or outdoor use to provide a degree of protection against splashing water, windblown dust and rain, hose directed water; undamaged by the formation of ice on the enclosure. (IP66) |
| 4X: | Indoor or outdoor use to provide a degree of protection against splashing water, windblown dust and rain, hose directed water; undamaged by the formation of ice on the enclosure, resists corrosion. (IP66) |
| 6: | Indoor or outdoor use to provide a degree of protection against the entry of water during temporary submersion at a limited depth; undamaged by the formation of ice on the enclosure. |
| 6P: | Indoor and outdoor use to provide a degree of protection against the entry of water during prolonged submersion at a limited depth. |
| 11: | Indoor use to provide by oil immersion a degree of protection of the enclosed equipment against the corrosive effects of corrosive liquids and gases. |
| 12,12K: | Indoor use to provide a degree of protection against dust, falling dirt and dripping noncorrosive liquids. (IP65) |
| 13: | Indoor use to provide a degree of protection against dust and spraying of water, oil and noncorrosive coolants. (IP65) |

THE IP AND IK CLASSIFICATIONS

Ingress protection class of enclosures is given in the form of IP classification, a two digit coding which is shown below. Fibox has tested the enclosures according to IEC 529 or the newer EN 60529 4:1992. The latter requires the second digit to be tested from class 6 upwards separately to each level of class, thus the double marking IP 66 / IP 67 indicates that the actual tests have been made for both levels.

The new European standard for empty enclosures, EN 50298:98 includes the new IK impact test, too. This test is described in EN 50102, and as Fibox enclosures are being tested to EN 50298:98, the data for impact resistance will be available as well.

FIRST NUMBER Protection against solid objects		SECOND NUMBER Protection against liquids		IK CODE Protection against mechanical impacts NEW	
IP 0	TEST no protection 	IP 0	TEST no protection 	IK 00	TEST no protection
1	protected against solid objects up to 50 mm e.g. accidental touch by hands. 	1	protected against vertically falling drops of water. 	01-05	impact < 1 joule
2	protected against solid objects up to 12 mm e.g. fingers. 	2	protected against direct sprays of water up to 15° from the vertical. 	06	impact 1 joule
3	protected against solid objects over 2.5 mm (tools+ small wires). 	3	protected against sprays to 60° from the vertical. 	07	impact 2 joule
4	protected against solid objects over 1mm (tools+ small wires). 	4	protected against water sprayed from all directions - limited ingress permitted. 	08	impact 5 joule
5	protected against dust - limited ingress permitted (no harmful deposit). 	5	protected against low pressure jets of water from all directions - limited ingress permitted. 	09	impact 10 joule
6	totally protected against dust. 	6	protected against strong jets of water e.g. for use on shipdecks - limited ingress permitted. 	10	impact 20 joule
		7	protected against the affects of immersion between 15 cm and 1 m. 		
		8	protected against long periods of immersion under pressure. 		

CUSTOMISATION SERVICES

Fibox is a leading innovator, designer and manufacturer of enclosures. Our products are marketed in over 40 countries world wide. We provide superior, cost effective solutions for protecting electrical and electronic equipment operating in hostile environments.

To increase the range and flexibility of our package solutions, Fibox has developed a comprehensive range of services, permitting cost effective customisation for specific applications.

The two most important of these are machining services and customised tooling.

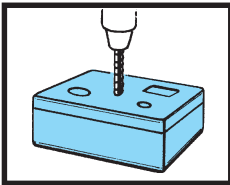
Our sophisticated CNC machinery can supply enclosures with holes, cutouts and openings to your specification. This solution is best suited for small to medium volumes of enclosures.

For large OEM volumes, our sophisticated, multiple slide tooling permits cost effective modification of any side of the enclosure. In this way, the OEM can have his custom product based upon a standard Fibox enclosure. The OEM will save both money and development time, enabling him to concentrate on product sales.

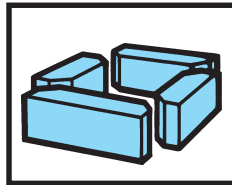
The Fibox Enclosure Catalogue on CD-ROM (PC) provides you the fastest route for choosing Fibox enclosures and accessories. Our interactive program guides you to the correct enclosure and accessories for your application. Technical data and drawing files (DWG, IGS, and DXF) allow the engineer to design and customise quickly.

See also page 14.

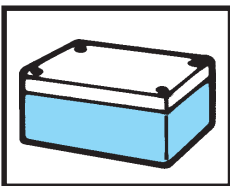
Fibox can customise your enclosures making them completely ready for your application.



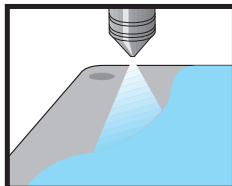
Machining services




Customised tooling



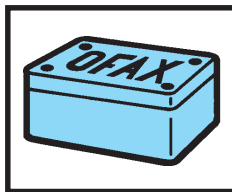
Coloured enclosures



Painted enclosures



EMC shielding



Printed enclosures

The Fibox Enclosure Catalogue on CD-ROM (PC) gives you the fastest route for choosing products with appropriate accessories and making your own products. With the help of enclosure drawings (DWG-, IGS, DXF formats) on the CD-ROM, it is easy to customise standard enclosures for your own application.



FIBOX MNX

FIBOX MNX



PC
ABS
PCM
F




Pat.Reg. 384648, 400513, 400512



MNX PC



MNX ABS












MNX PCM

The FIBOX MNX range of enclosures represents the culmination of 30 years experience in enclosure design and manufacture. Unique tooling defines a new "State of the Art" for injection moulding. The FIBOX MNX polycarbonate and ABS range has been designed to house and protect electrical and electronic components in hostile environments. Three body depths, and up to 4 cover choices per body size, create over 170 variations.

Covers are available opaque or transparent "smoked grey". A wide selection of accessories is available including a hinged "Swing Out" inner panel, the "Swing Panel".

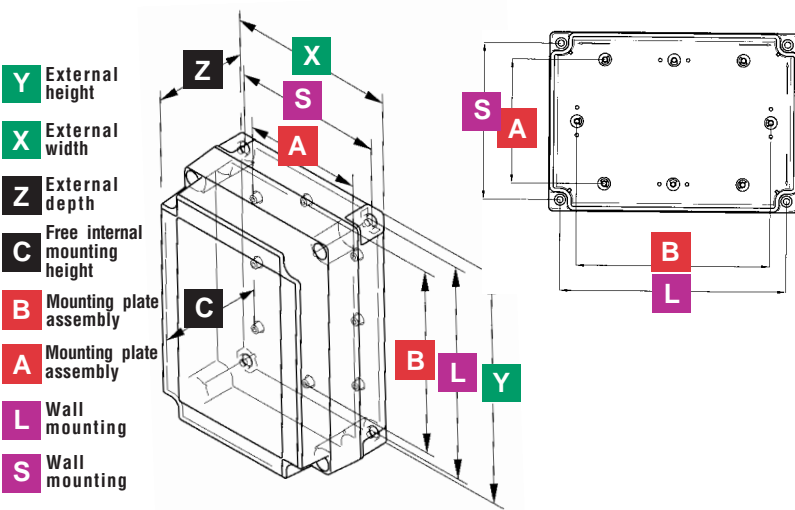
FIBOX MNX PC

FIBOX MNX POLYCARBONATE PC: IP 66/67 and IP 66, IK 08	Z mm	C mm	Including: Enclosure cover with cover screws and wing heads for cover screws, base with mounting plate screws and gasket.				B x A
			ORDER SYMBOL		ORDER SYMBOL		L x S
			Grey cover		Smoked transparent cover		mm
PC 100 L Y x X 130 mm 80 mm 	35 75 100	24.1 65.9 90.9	PC 100/35 LG PC 100/75 LG PC 100/100 LG		PC 100/35 LT PC 100/75 LT PC 100/100 LT	B x A 90 x 40 L x S 113.5 x 63.5	
PC 100 H Y x X 130 mm 80 mm 	60 100 125	44.5 86.3 111.3	PC 100/60 HG PC 100/100 HG PC 100/125 HG		PC 100/60 HT PC 100/100 HT PC 100/125 HT	B x A 90 x 40 L x S 113.5 x 63.5	
PC 125 L Y x X 130 mm 130 mm 	35 50 75 100	24.0 40.9 65.9 90.9	PC 125/35 LG PC 125/50 LG PC 125/75 LG PC 125/100 LG		PC 125/35 LT PC 125/50 LT PC 125/75 LT PC 125/100 LT	B x A 90 x 90 L x S 113.5 x 113.5	
PC 125 H Y x X 130 mm 130 mm 	60 75 100 125	44.4 61.0 86.2 111.3	PC 125/60 HG PC 125/75 HG PC 125/100 HG PC 125/125 HG		PC 125/60 HT PC 125/75 HT PC 125/100 HT PC 125/125 HT	B x A 90 x 90 L x S 113.5 x 113.5	
PC 150 L Y x X 180 mm 130 mm 	35 50 75 100	23.6 40.9 65.9 90.9	PC 150/35 LG PC 150/50 LG PC 150/75 LG PC 150/100 LG		PC 150/35 LT PC 150/50 LT PC 150/75 LT PC 150/100 LT	B x A 140 x 90 L x S 163.5 x 113.5	
PC 150 H Y x X 180 mm 130 mm 	60 75 100 125	44.0 61.3 86.3 111.3	PC 150/60 HG PC 150/75 HG PC 150/100 HG PC 150/125 HG		PC 150/60 HT PC 150/75 HT PC 150/100 HT PC 150/125 HT	B x A 140 x 90 L x S 163.5 x 113.5	
PC 175 H Y x X 180 mm 180 mm 	60 100	44.0 86.3	PC 175/60 HG PC 175/100 HG		PC 175/60 HT PC 175/100 HT	B x A 140 x 140 L x S 163.5 x 163.5	
PC 200 H Y x X 255 mm 180 mm 	60 75 100 150	44.0 61.2 86.3 135.9	PC 200/60 HG PC 200/75 HG PC 200/100 HG PC 200/150 HG		PC 200/60 HT PC 200/75 HT PC 200/100 HT PC 200/150 HT	B x A 215 x 140	
PC 200 XH 	85 100 125 175	69.6 86.8 111.9 161.5	PC 200/85 XHG PC 200/100 XHG PC 200/125 XHG PC 200/175 XHG		PC 200/85 XHT PC 200/100 XHT PC 200/125 XHT PC 200/175 XHT	L x S 238.5 x 163.5	

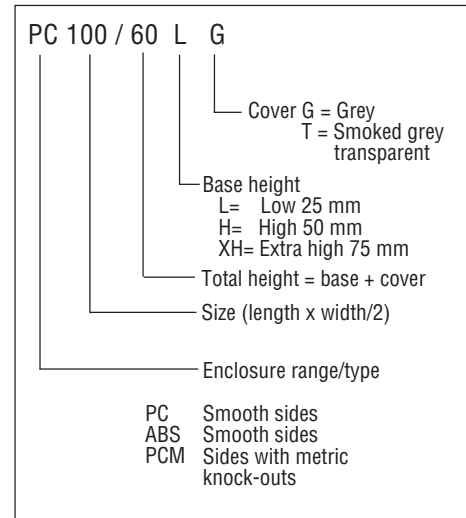
External height **Y** External width **X** External depth **Z** Free internal mounting height **C** Mounting plate assembly **B x A** Wall mounting **L x S**

L (low base) = enclosure with the low 25 mm base, H (high base) = enclosure with the high 50 mm base, XH (extra high base) = enclosure with the extra high 75 mm base, T = smoked transparent cover with black cover screws and black wing heads, G = grey cover with grey cover screws and grey wing heads.

FIBOX MNX PC



SYMBOLS AND ABBREVIATIONS



FIBOX MNX F COVER FOR MEMBRANE KEYBOARDS

NEW!



		Please order separately: cover II 175/10 GF, enclosure base and cover screw set MBS LH. (Screw set includes 4 x grey cover screws, 4 x grey wing heads and 4 x mounting plate screws.)			B x A
Z mm	C mm	ORDER SYMBOL Base	PRODUCT		L x S mm
60	44	PC 175H	PC base		140 x 140 163.5 x 163.5
60	44	PCM 175H	Base with metric knockouts		140 x 140 163.5 x 163.5
60	44	A 175H	ABS base		140 x 140 163.5 x 163.5


FIBOX MNX PCM WITH METRIC KNOCK-OUTS

Amount of metric knock-outs in FIBOX MNX PCM:

Y x X mm	ORDER SYMBOL	KNOCK-OUT OPENINGS Long side	KNOCK-OUT OPENINGS Short side
		Number of openings x metric size	Number of openings x metric size
130 x 80	PCM 100	2 x M32/M20	1 x M25/M16
130 x 130	PCM 125	2 x M32/M20	2 x M25/M16
180 x 130	PCM 150	3 x M25/M16	2 x M32/M20
180 x 180	PCM 175	3 x M32/M20	3 x M25/M16
255 x 180	PCM 200	3 x M25/M16 x M32/M20	3 x M32/M20
255 x 180	PCM 200X	8 x M20, 1 x /M50/M32	2 x M32/M20, 1 x M20

For more information, please see next page.









FIBOX MNX PCM WITH METRIC KNOCK-OUTS

FIBOX MNX POLYCARBONATE PC: IP 66/67 and IP 66, IK 08	Z mm	C mm	Including: Enclosure cover with cover screws and wing heads for cover screws, base with mounting plate screws and gasket.				B x A
			ORDER SYMBOL		ORDER SYMBOL		L x S
			Grey cover		Smoked transparent cover		mm
PCM 100 Y x X 130 mm 80 mm 	60 100 125	44.5 86.3 111.3	PCM 100/60 G PCM 100/100 G PCM 100/125 G		PCM 100/60 T PCM 100/100 T PCM 100/125 T	B x A 90 x 40 L x S 113.5 x 63.5	
PCM 125 Y x X 130 mm 130 mm 	60 75 100 125	44.4 61.0 86.2 111.3	PCM 125/60 G PCM 125/75 G PCM 125/100 G PCM 125/125 G		PCM 125/60 T PCM 125/75 T PCM 125/100 T PCM 125/125 T	B x A 90 x 90 L x S 113.5 x 113.5	
PCM 150 Y x X 180 mm 130 mm 	60 75 100 125	44.0 61.3 86.3 111.3	PCM 150/60 G PCM 150/75 G PCM 150/100 G PCM 150/125 G		PCM 150/60 T PCM 150/75 T PCM 150/100 T PCM 150/125 T	B x A 140 x 90 L x S 163.5 x 113.5	
PCM 175 Y x X 180 mm 180 mm 	60 100	44.0 86.3	PCM 175/60 G PCM 175/100 G		PCM 175/60 T PCM 175/100 T	B x A 140 x 140 L x S 163.5 x 163.5	
PCM 200 Y x X 255 mm 180 mm 	60 75 100 150	44.0 61.2 86.3 135.9	PCM 200/60 G PCM 200/75 G PCM 200/100 G PCM 200/150 G		PCM 200/60 T PCM 200/75 T PCM 200/100 T PCM 200/150 T	B x A 215 x 140 L x S 238.5 x 163.5	
PCM 200 X 	85 100 125 175	69.6 86.8 111.9 161.5	PCM 200/85 XG PCM 200/100 XG PCM 200/125 XG PCM 200/175 XG		PCM 200/85 XT PCM 200/100 XT PCM 200/125 XT PCM 200/175 XT		

External height **Y** External width **X** External depth **Z** Free internal mounting height **C** Mounting plate assembly **B** x **A** Wall mounting **L** x **S**

L (low base) = enclosure with the low 25 mm base, H (high base) = enclosure with the high 50 mm base, XH (extra high base) = enclosure with the extra high 75 mm base, T = smoked transparent cover with black cover screws and black wing heads, G = grey cover with grey cover screws and grey wing heads.



FIBOX MNX ABS

FIBOX MNX ABS ABS: IP 66/67 and IP 66, IK 07	Z mm	C mm	Including: Enclosure cover with cover screws and wing heads for cover screws, base with mounting plate screws and gasket.				B x A
			ORDER SYMBOL		ORDER SYMBOL		L x S
			Grey cover		Smoked transparent cover		mm
ABS 100 L  Y x X 130 mm 80 mm	35 75 100	24.1 65.9 90.9	ABS 100/35 LG ABS 100/75 LG ABS 100/100 LG		ABS 100/35 LT ABS 100/75 LT ABS 100/100 LT	B x A 90 x 40 L x S 113.5 x 63.5	
ABS 100 H  Y x X 130 mm 80 mm	60 100 125	44.5 86.3 111.3	ABS 100/60 HG ABS 100/100 HG ABS 100/125 HG		ABS 100/60 HT ABS 100/100 HT ABS 100/125 HT	B x A 90 x 40 L x S 113.5 x 63.5	
ABS 125 L  Y x X 130 mm 130 mm	35 50 75 100	24.0 40.9 65.9 90.9	ABS 125/35 LG ABS 125/50 LG ABS 125/75 LG ABS 125/100 LG		ABS 125/35 LT ABS 125/50 LT ABS 125/75 LT ABS 125/100 LT	B x A 90 x 90 L x S 113.5 x 113.5	
ABS 125 H  Y x X 130 mm 130 mm	60 75 100 125	44.4 61.0 86.2 111.3	ABS 125/60 HG ABS 125/75 HG ABS 125/100 HG ABS 125/125 HG		ABS 125/60 HT ABS 125/75 HT ABS 125/100 HT ABS 125/125 HT	B x A 90 x 90 L x S 113.5 x 113.5	
ABS 150 L  Y x X 180 mm 130 mm	35 50 75 100	23.6 40.9 65.9 90.9	ABS 150/35 LG ABS 150/50 LG ABS 150/75 LG ABS 150/100 LG		ABS 150/35 LT ABS 150/50 LT ABS 150/75 LT ABS 150/100 LT	B x A 140 x 90 L x S 163.5 x 113.5	
ABS 150 H  Y x X 180 mm 130 mm	60 75 100 125	44.0 61.3 86.3 111.3	ABS 150/60 HG ABS 150/75 HG ABS 150/100 HG ABS 150/125 HG		ABS 150/60 HT ABS 150/75 HT ABS 150/100 HT ABS 150/125 HT	B x A 140 x 90 L x S 163.5 x 113.5	
ABS 175 H  Y x X 180 mm 180 mm	60 100	44.0 86.3	ABS 175/60 HG ABS 175/100 HG		ABS 175/60 HT ABS 175/100 HT	B x A 140 x 140 L x S 163.5 x 163.5	
ABS 200 H  Y x X 255 mm 180 mm ABS 200 XH	60 75 100 150 85 100 125 175	44.0 61.2 86.3 135.9 69.6 86.8 111.9 161.5	ABS 200/60 HG ABS 200/75 HG ABS 200/100 HG ABS 200/150 HG ABS 200/85 XHG ABS 200/100 XHG ABS 200/125 XHG ABS 200/175 XHG		ABS 200/60 HT ABS 200/75 HT ABS 200/100 HT ABS 200/150 HT ABS 200/85 XHT ABS 200/100 XHT ABS 200/125 XHT ABS 200/175 XHT	B x A 250 x 140 L x S 238.5 x 163.5	

External height **Y** External width **X** External depth **Z** Free internal mounting height **C** Mounting plate assembly **B** x **A** Wall mounting **L** x **S**

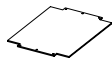


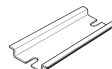


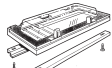
L (low base) = enclosure with the low 25 mm base, H (high base) = enclosure with the high 50 mm base, XH (extra high base) = enclosure with the extra high 75 mm base, T= smoked transparent cover with black cover screws and black wing heads, G= grey cover with grey cover screws and grey wing heads.










TECHNICAL INFORMATION

PROPERTY	POLYCARBONATE (PC)	ABS	CONFORMITY TO STANDARDS (UL, CSA, CE, Lloyds, BV, FI)
Ingress Protection (EN 60529)	IP66/IP 67 and IP66	IP66/67 and IP66	USA Enclosures for Electrical Equipment PC: UL Type 1, 4, 4X, 6 (12 and 13) (UL 50/508) ABS: NEMA 1, 4, 4X, 6 (12 and 13)
Impact Resistance (EN 50102)	IK 08	IK 07	Canada Industrial Control Equipment Enclosures for Electrical Equipment/ULc
Temperature Range (short term)	Celsius -40°...120°C Fahrenheit -40°...250°F	-40°...80°C -40°...175°F	Europe Enclosures for Switch Gear and Control Gear Assemblies EN 50298:1998
Temperature Range (continuous)	Celsius -40°...80°C Fahrenheit -40°...175°F	-40°...60°C -40°...140°F	Europe Safety of Information Technology Equipment EN 60950
Electrical Insulation	Totally insulated 	Totally insulated 	Australia Enclosures for switch gear and control gear AS 3132-1991
Light Grey Parts Colour	RAL 7035	RAL 7035	
Transparent Clear PC Cover	Industry Grey	Industry Grey	
Cover Screws	Smoked Grey	Smoked Grey	
Cover Screws	Black or Grey	Black or Grey	
Cover Screws	Polyamide (PA)	Polyamide (PA)	
Gasket	PUR/TPE	PUR/TPE	
Enclosure Flammability Rating	UL94-5V	UL94HB	UL 746 C 5 in. vertical flame test
Glow Wire Test	960°C	650°C	IEC 695-2-1, Self-extinguishing
Non-toxicity	Halogen Free	Halogen Free	
UV resistance	UL 508		
Chemical Resistance *	720 hours in "Weatherometer" Good	Good	

Data subject to change without notice. *Consult separate raw material data for more detailed information

ACCESSORIES


Product	Order symbol	Size mm	
MNX front plate 	FP A 100/130 FP A 125/130 FP A 150/180 FP A 175/180 FP A 200/180	120 x 62 120 x 112 170 x 112 170 x 162 237 x 170	
MNX front plate hinge series, 2 pcs  incl. screws	HFP 130 HFP 180	130 180	
Mounting plate 	MIV 100 MIV 125 MIV 150 MIV 175 MIV 200	98 x 48 98 x 98 148 x 98 148 x 148 223 x 148	
Mounting rail DIN 35 	MIV 5 MIV 10 MIV 15 MIV 20	53 x 50 35 x 100 35 x 150 35 x 225	
Mounting rail DIN 15 	MIN 5 MIN 10 MIN 15 MIN 20	15 x 50 15 x 100 15 x 150 15 x 225	
Mounting foot kit, 4 pcs. incl. screws 	FP 22046		
Inspection windows 	L02 L04 L06 L08 L10	66 x 77 96 x 77 130 x 77 163 x 77 200 x 77	

Product	Order symbol	Size mm	
Plastic hinges (2 pcs)  incl. mounting screws	TH A		
MNX sealing plug, grey 	DP 14553		
MNX sealing plug, black 	DP 14553B		
Water plug 	MB 12189		
Cover plug 	MB 14560		
Ventilation device 	MB 10631		
Cover screws 	SS 14550L SS 14551H SS 14550BL SS 14551BH		
Wing heads for cover screws 	MB 14552 MB 14552B		
Mounting plate screws 	MR ZN 2.9x6.5 KN 3.9x9.5	2.9 x 6.5 3.9 x 9.5	

POLYCARBONATE AND ABS ENCLOSURE

MULTI PURPOSE MOUNTING PODS

The 50 mm (H) base features 3 levels for component mounting. The highest level provides component clearance under the Printed Circuit Board. The middle level is ideal for DIN rail mounting. The lowest level permits snap-in mounting of PCB's.



Please ask for Fibox mounting and machining service of terminal blocks and cable glands.


VERSATILE COVERS

Grey opaque or smoked transparent polycarbonate covers provide a stylish finish to any installed equipment. Tooling may be cost effectively changed to customise covers for volume OEM applications.



FIBOX MNX PCM

Enclosure features metric knock-outs moulded in place for easy wiring.



FUNCTIONAL COVER SCREWS

The enclosure is supplied with corrosion free plastic cover screws. A wing head screw can be snapped in place for opening without tools. Grey covers are supplied with grey screws. Smoked transparent covers are supplied with black screws.



HINGED INNER PANEL

For instrumentation mounting, aluminum inner panels can be hinged right or left. Unique brackets allow mounting in either base or cover. The brackets permit mounting at variable depths.



RUGGED HINGE

An optional corrosion free hinge is available. Mounted on the outside, attaching hardware is hidden by decorative covers.

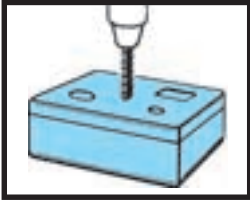


MEMBRANE KEYBOARD RECESS

The cover features a slightly recessed area ideal for overlays and membrane key pads. Special cover available for size 175/60, see page 9.

FIBOX CUSTOMIZING SERVICES

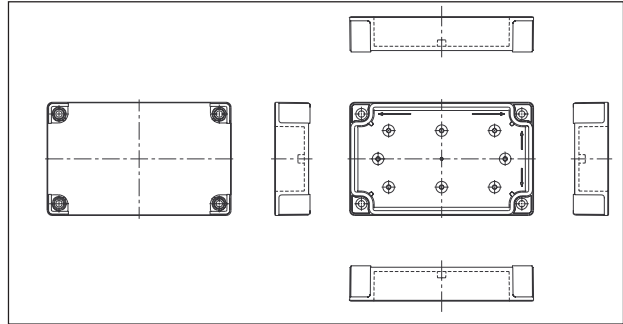
FIBOX MACHINING SERVICES



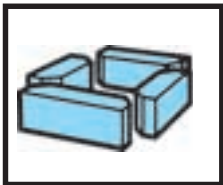
To increase the range and flexibility of our enclosure solutions, Fibox has developed a comprehensive range of services, permitting cost effective customisation for specific applications. The two most important of these are machining services and customised tooling.

Our sophisticated CNC machinery can supply enclosures with holes, cutouts and openings to your specification. This solution is best suited for small to medium volumes of enclosures. Fibox knowledge of enclosure materials ensures that the machining method is compatible with the chosen enclosure material.

Prior to machining a production run, Fibox requires customer approved drawings. Either the customer or Fibox can create these drawings. Enclosure specifications and technical data are available on our latest CD-ROM or on the WEB WWW.FIBOX.COM. CAD support drawings are available in IGES, DWG and DXF formats adaptable to your design system requirements.



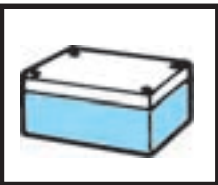
CUSTOMISED TOOLING



For large volume OEM requirements, it is often possible to customise the moulding of a standard product to meet the OEM's specific needs. Provided the mould is a sophisticated multiple slide mould, any enclosure side may be customised without requiring an entirely new mould. It is important that the OEM consult with Fibox early in his design process to determine what, if any, mould change restrictions exist.

Altering an existing Fibox mould can be a very cost effective alternative to creating a custom mould. In essence, you lease a high volume, standard product mould with minimal initial tooling cost. This can shorten product development times and permit customising even those products with projected short life cycles. Your new product reaches the market sooner.

COLOURED PLASTIC ENCLOSURES



Fibox offers custom moulding of standard enclosures in customer specified colours. Standard colour specifications are based upon the RAL system, however custom colour matching is possible. The type of plastic has significant impact on colour match, colour consistency and cost. Please consult the factory for guidance.

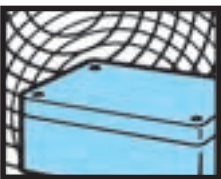
Custom colour molding becomes economical in volumes over 1000 pieces, but lower volumes are possible. Cost adders are based upon increased raw material costs, plus the cost to prepare moulds prior to production and then clean the moulds after production. These mould preparation costs are highly volume dependent.

PAINTED ENCLOSURES



Painting enclosures is recommended for plastic enclosures when volumes do not justify custom moulding. Critical colour matching, if required, is also easier to accomplish with paint. Paint type is dependent upon the choice of enclosure material. Please consult the factory for guidance.

EMC - PLASTIC ENCLOSURES



Plastic enclosures can be prepared to provide EMC shielding. Various methods are available, but painting the internal surface with Ni conductive paint is the preferred method. This coating, combined with a conductive gasket material such as CHO-SEAL 1350, can provide significant shielding levels. Proper selection of materials is very application specific. Please consult the factory for guidance.

PRINTED ENCLOSURES



Silk screen printing is recommended for enclosure batches of less than 1000 pieces. This method is mainly suitable for flat surfaces, and can be used for large areas.

Tampo printing is the best solution for volumes greater than 1000 pieces. It is suitable for printing on both flat and curved surfaces of limited size. Tampo printing is also ideal for tight spots like the inside surface of the enclosure.

X-ON Electronics

Largest Supplier of Electrical and Electronic Components

Click to view similar products for [Electrical Enclosures](#) category:

Click to view products by [Fibox](#) manufacturer:

Other Similar products are found below :

[120-902](#) [120-905](#) [120-403](#) [120-475](#) [120-901](#) [127-410](#) [130-504](#) [130-506](#) [MR-25L+](#) [30-8739](#) [PIP-11774SCREW](#) [30-9715](#) [MR-25LW+](#) [110-407](#) [111-004](#) [111-008](#) [110-402](#) [110-901](#) [110-907](#) [111-002](#) [110-406](#) [110-910](#) [110-404](#) [110-409](#) [110-410](#) [120-405](#) [106-009](#) [106-505](#) [105-401](#) [106-006](#) [104-406](#) [137-002](#) [105-405](#) [111-005](#) [127-909](#) [106-502](#) [130-475](#) [130-503](#) [127-401](#) [106-010](#) [127-455](#) [127-475](#) [110-903](#) [R260-180-300](#) [9511020](#) [9822029](#) [9820014](#) [P61603000P](#) [9823009](#) [R103-164-000](#)