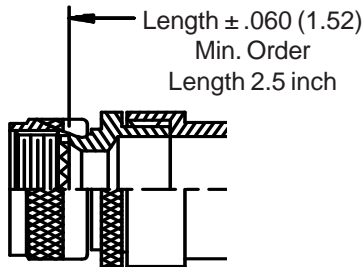
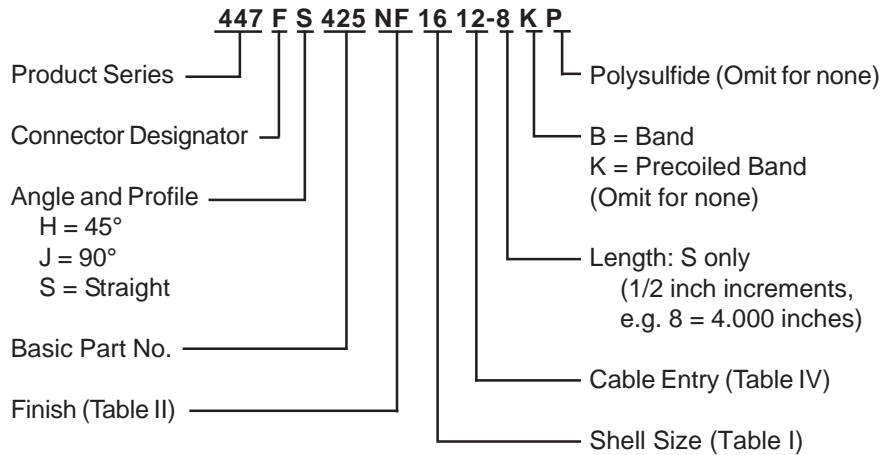
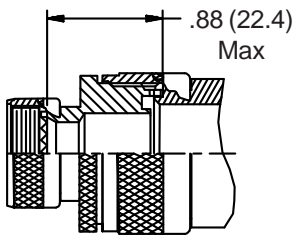
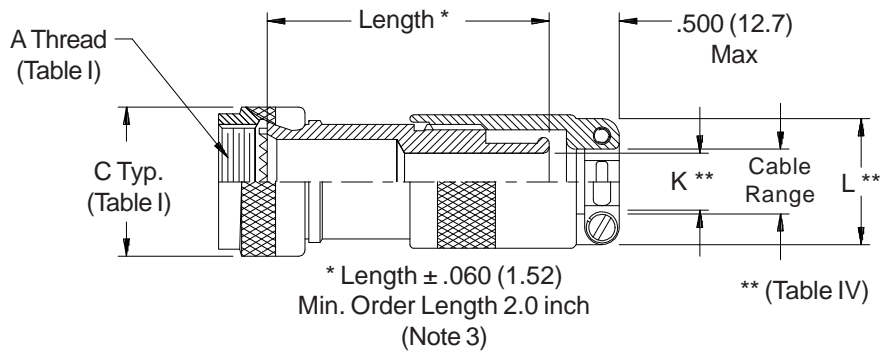


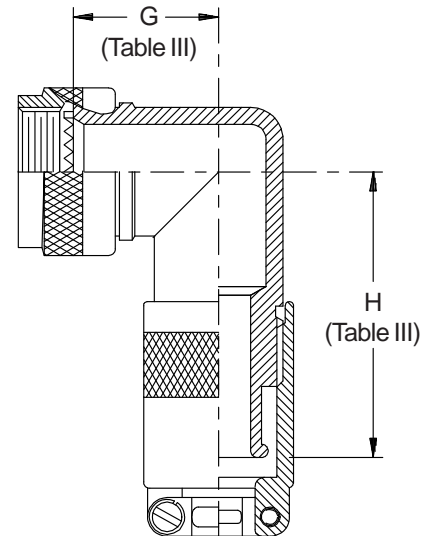
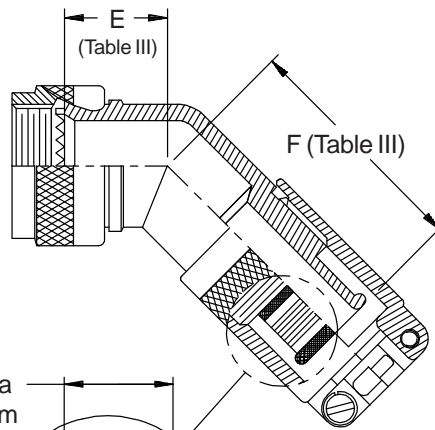
**CONNECTOR
DESIGNATORS
A-F-H-L-S
ROTATABLE
COUPLING**



**STYLE 2
(STRAIGHT
See Note 1)**



**STYLE 2
(45° & 90°
See Note 1)**



Termination Area
Free of Cadmium
Knurl or Ridges
Mfr's Option

Polysulfide Stripes
P Option

See inside back cover fold-out or pages 13 and 14 for Tables I and II.

TABLE III: ELBOW DIMENSIONS									
Shell Size		E		F		G		H	
Conn. Desig.	H	Max		Max		Max		Max	
A-F-L-S									
08	09	.639	(16.2)	1.380	(35.1)	.750	(19.1)	1.500	(38.1)
10	11	.664	(16.9)	1.410	(35.8)	.810	(20.6)	1.550	(39.4)
12	13	.688	(17.5)	1.430	(36.3)	.870	(22.1)	1.610	(40.9)
14	15	.705	(17.9)	1.460	(37.1)	.920	(23.4)	1.680	(42.7)
16	17	.732	(18.6)	1.480	(37.6)	.980	(24.9)	1.740	(44.2)
18	19	.748	(19.0)	1.490	(37.8)	1.020	(25.9)	1.760	(44.7)
20	21	.773	(19.6)	1.510	(38.4)	1.080	(27.4)	1.820	(46.2)
22	23	.800	(20.3)	1.550	(39.4)	1.140	(29.0)	1.900	(48.3)
24	25	.823	(20.9)	1.580	(40.1)	1.200	(30.5)	1.970	(50.0)

TABLE IV: CABLE ENTRY							
Dash No.	K		L Max	Cable Range			
	±.030	±(.8)		Min		Max	
10	.220	(5.6)	1.000 (25.4)	.130 (3.3)	.250 (6.4)		
12	.310	(7.9)	1.250 (31.8)	.250 (6.4)	.380 (9.7)		
14	.440	(11.2)	1.340 (34.0)	.310 (7.9)	.440 (11.2)		
16	.560	(14.2)	1.470 (37.3)	.375 (9.5)	.630 (16.0)		
18	.630	(16.0)	1.560 (39.6)	.560 (14.2)	.690 (17.5)		
20	.750	(19.1)	1.620 (41.1)	.630 (16.0)	.750 (19.1)		
22	.880	(22.4)	1.750 (44.5)	.750 (19.1)	.880 (22.4)		
24	1.000	(25.4)	1.870 (47.5)	.880 (22.4)	1.000 (25.4)		
28	1.060	(26.9)	1.970 (50.0)	1.000 (25.4)	1.130 (28.7)		
32	1.190	(30.2)	2.090 (53.1)	1.130 (28.7)	1.250 (31.8)		

1. When maximum cable entry (page 21) is exceeded, Style 2 will be supplied. Dimensions E, F, G, and H will not apply. Please consult factory.
2. Metric dimensions (mm) are indicated in parentheses.
3. Consult factory for shorter lengths on straight backshells.
4. Backshells supplied with 600-052-* band, see Glenair Series 600 Tool Catalog for installation.

-445

Now Available with the "NESTOR"

Add "-445" to Specify Glenair's Non-Detent, Spring-Loaded, Self-Locking Coupling. See Page 41 for Details.