



447-326 Composite Standard Profile EMI/RFI Micro-Banding Backshell with Self-Locking Rotatable Coupling and Shrink Boot Porch

A

CONNECTOR DESIGNATOR:	
A	MIL-DTL-5015, -26482 Series II, and -83723 Series I and III
F	MIL-DTL-38999 Series I, II
L	MIL-DTL-38999 Series 1.5 (JN1003)
H	MIL-DTL-38999 Series III and IV
G	MIL-DTL-28840
U	DG123 and DG123A
SELF-LOCKING	
ROTATABLE COUPLING	
STANDARD PROFILE	

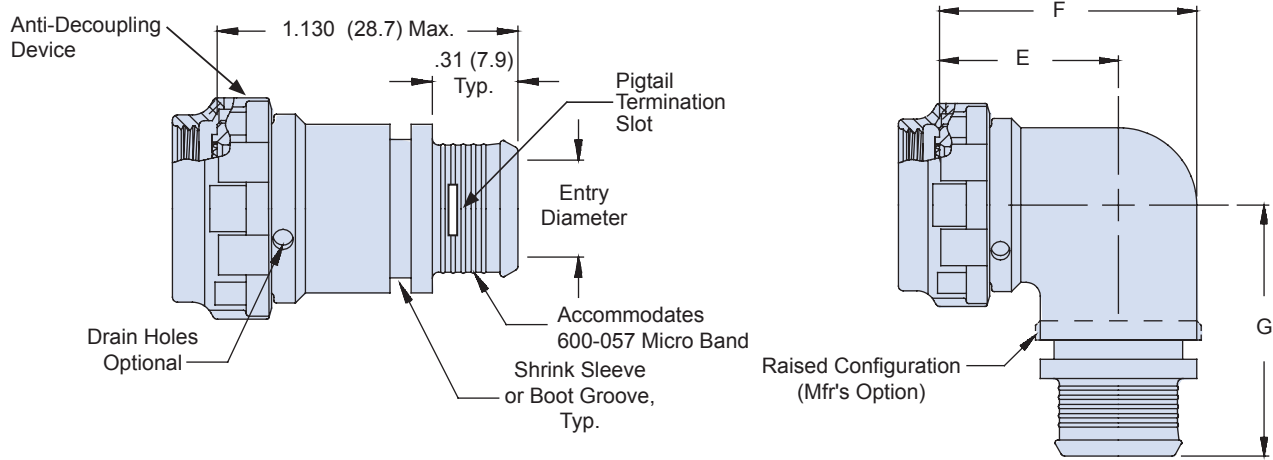
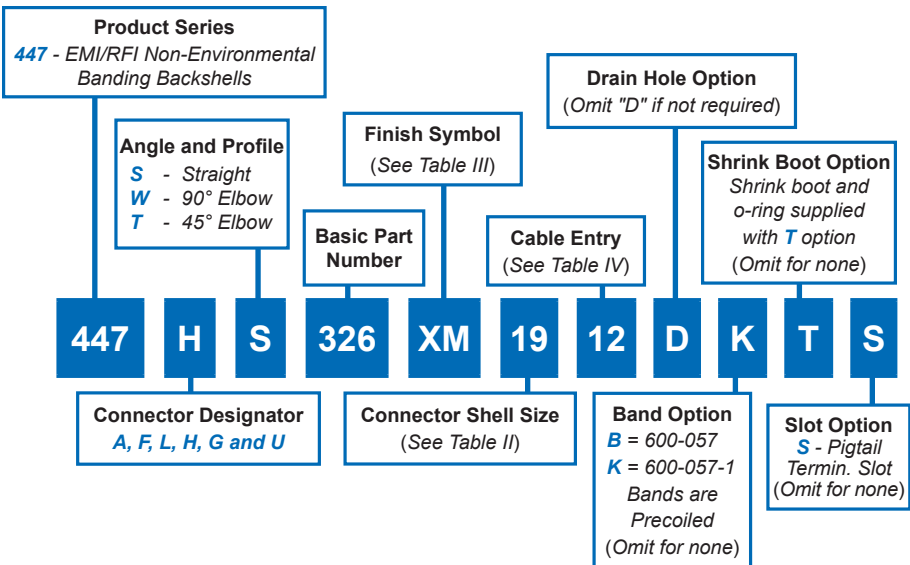


TABLE II: CONNECTOR SHELL SIZE									
Shell Size For Connector Designator*					E	F	G	Max Entry Dash No.**	
A	F/L	H	G	U	±.06 (1.5)	±.09 (2.3)	±.09 (2.3)		
08	08	09	-	-	.69 (17.5)	.88 (22.4)	1.06 (26.9)	04	
10	10	11	-	08	.75 (19.1)	1.00 (25.4)	1.13 (28.7)	06	
12	12	13	11	10	.81 (20.6)	1.13 (28.7)	1.19 (30.2)	08	
14	14	15	13	12	.88 (22.4)	1.31 (33.3)	1.25 (31.8)	10	
16	16	17	15	14	.94 (23.9)	1.38 (35.1)	1.31 (33.3)	12	
18	18	19	17	16	.97 (24.6)	1.44 (36.6)	1.38 (35.0)	13	
20	20	21	19	18	1.06 (26.9)	1.63 (41.4)	1.48 (36.8)	15	
22	22	23	-	20	1.13 (28.7)	1.75 (44.5)	1.54 (39.1)	17	
24	24	25	23	22	1.19 (30.2)	1.88 (47.8)	1.60 (40.6)	19	
28	-	-	25	24	1.34 (34.0)	2.13 (54.1)	1.70 (43.2)	22	

**Consult factory for additional entry sizes available.
See introduction for additional connector front-end details.

TABLE III: FINISH	
Symbol	Finish Description
XM	2000 Hour Corrosion Resistant Electroless Nickel
XMT	2000 Hour Corrosion Resistant Ni-PTFE, Nickel-Fluorocarbon Polymer. 1000 Hour Grey™
XW	2000 Hour Corrosion Resistant Cadmium/Olive Drab over Electroless Nickel

447-326
Composite Standard Profile EMI/RFI
Micro-Banding Backshell
with Self-Locking Rotatable Coupling and Shrink Boot Porch



Composite Backshells

A

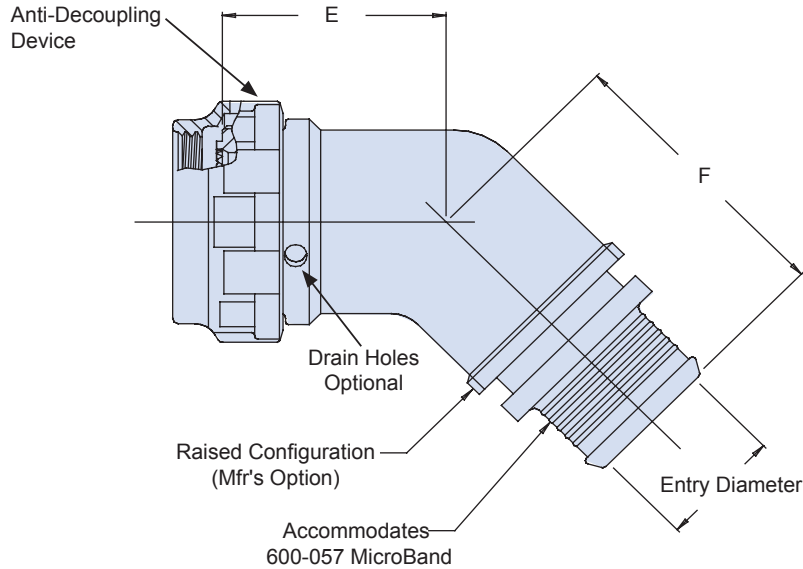


TABLE II: CONNECTOR SHELL SIZE (CONT.)

Shell Size For Connector Designator*					E	F	Max Entry Dash No. (Table 2)
A	F/L	H	G	U	±.06 (1.5)	±.09 (2.3)	
08	08	09	-	-	.72 (18.3)	.87 (22.1)	04
10	10	11	-	08	.75 (19.1)	.93 (23.6)	06
12	12	13	11	10	.75 (19.1)	1.00 (25.4)	08
14	14	15	13	12	.76 (19.3)	1.03 (26.2)	10
16	16	17	15	14	.78 (19.8)	1.05 (26.7)	12
18	18	19	17	16	.79 (20.1)	1.06 (26.9)	13
20	20	21	19	18	.82 (20.8)	1.09 (27.7)	15
22	22	23	-	20	.86 (21.8)	1.13 (28.7)	17
24	24	25	23	22	.89 (22.6)	1.16 (29.5)	19
28	-	-	25	24	.92 (23.4)	1.19 (30.2)	22

TABLE IV: CABLE ENTRY

Entry Code	Entry Dia. ±.03 (0.8)	Dash No.	Entry Dia. ±.03 (0.8)
02	.13 (3.3)	12	.75 (19.1)
03	.19 (4.8)	13	.81 (20.6)
04	.25 (6.4)	14	.88 (22.4)
05	.31 (7.9)	15	.94 (23.9)
06	.38 (9.7)	16	1.00 (25.4)
07	.44 (11.2)	17	1.06 (26.9)
08	.50 (12.7)	18	1.13 (28.7)
09	.56 (14.2)	19	1.19 (30.2)
10	.63 (16.0)	20	1.25 (31.8)
11	.69 (17.5)	22	1.38 (35.1)

- NOTES**
- 770-001S**-0 shrink boot supplied with T option. See shrink boot product page for more details.
 - O-Ring will not be supplied with Connector Designator A.
 - Metric dimensions (mm) are in parenthesis and are for reference only.
 - Coupling nut supplied unplated.
 - See Table I in Intro for front-end dimensional details.

X-ON Electronics

Largest Supplier of Electrical and Electronic Components

Click to view similar products for [Circular MIL Spec Backshells](#) category:

Click to view products by [Glenair](#) manufacturer:

Other Similar products are found below :

[5M2919-3DW](#) [5M2920-3CW](#) [5M2953-1HW](#) [60-036152-022](#) [610HS012M15](#) [M28840/504WA](#) [M28840/805WB](#) [M28840/809WA](#)
[M28840/815WA](#) [M28840/816WA](#) [627AS017M14](#) [62GB5851608S](#) [655HS002NF11](#) [CW3703-000](#) [CW3899-000](#) [M85049/10-134S](#)
[M85049/10-17S](#) [M85049/10-33S](#) [M85049/10-94W](#) [M85049/11-09W](#) [M85049/11-28N](#) [M85049/11-37N](#) [M85049/11-53N](#) [M85049/11-63N](#)
[M85049/118-20W](#) [M85049/124-23W](#) [M85049/124S09W](#) [M85049/126S23W](#) [M850491712W02](#) [M85049/1720N04B](#) [M85049/1817N06](#)
[M850491819W03](#) [M85049/1821W05C](#) [M85049/1825W06C](#) [M85049/1919N05](#) [M85049/1919W04](#) [M850491919W07](#) [M85049/23-59W](#)
[M85049/23-74W](#) [M8504924-5W](#) [M85049/24-71N](#) [M85049/25-47N](#) [M85049/25-94W](#) [M85049/27S12N](#) [M8504938-13S](#) [M85049/38-19S](#)
[M85049/39-11S](#) [M85049/39-17S](#) [M85049/39-9S](#) [M85049/3W4A2](#)