



VH CONNECTOR

3.96mm pitch/Disconnectable Crimp style connectors



This small, field-proven connector for printed circuit boards is reliable and has a large current carrying capacity. It can be used with a wide variety of signal, power supply, and output circuits that appear in consumer electronic products.

- Proven box contact
- Compact connector with a large capacity
- Secure contact and mounting

Specifications

- Current rating: 10 A AC, DC (AWG #16)
- Voltage rating: 250 V AC, DC
- Temperature range: -25°C to +85°C
(including temperature rise in applying electrical current)
- Contact resistance: Initial value/ 10 mΩ max.
After environmental tests/ 20 mΩ max.
- Insulation resistance: 1,000 MΩ min.
- Withstanding voltage: 1,500 VAC/minute
- Applicable wire: AWG #22 to #16
- Applicable PC board thickness: 1.6 mm

Note:

Do not branch in parallel current which exceeds the rated current. If branched in parallel, current imbalance or other problems may develop. If it is absolutely necessary to branch such a large current in parallel, be sure to use contacts made of phosphor bronze. Design the circuits without causing imbalance and provide an extra margin for each circuit.

- * Refer to "General Instruction and Notice when using Terminals and Connectors" at the end of this catalog.
- * Contact JST for details.
- * Compliant with RoHS.

Standards

- Ⓜ Recognized E60389
- Ⓢ Certified LR20812
- Ⓡ R75122

PC board layout and Assembly layout

Locking header Top entry type

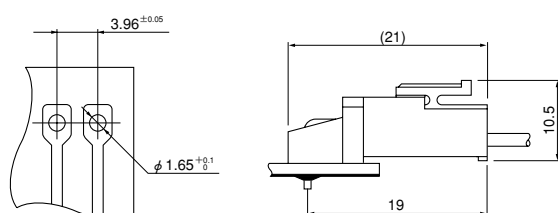


Locking header Side entry type



*11.0 max. when used with the VR connector receptacle.

Locking header Side entry type with PCB stabilizer



Shrouded header



Note: 1. The above figure is the figure viewed from soldering side.

2. Tolerances are non-cumulative: ±0.05 mm for all centers.

3. Please consider the pattern layout design in case of applying the large current.

4. Hole dimensions differ according to the type of PC board and piercing method. The dimensions above should serve as a guideline. Contact JST for details.

VH CONNECTOR

Contact



| Model No. | Applicable wire | | Insulation O.D. (mm) | Q'ty/reel |
|---------------------|-----------------|-------|----------------------|-----------|
| | mm ² | AWG# | | |
| SVH-21T-P1.1 | 0.33~0.83 | 22~18 | 1.7~3.0 | 4,500 |
| SVH-41T-P1.1 | 0.5 ~1.25 | 20~16 | 1.7~3.0 | 3,500 |

Material and Finish

Phosphor bronze, tin-plated (reflow treatment)

RoHS compliance

Note: When using retainer mountable type housing, applicable wire's insulation O. D. shall be 1.7 to 2.2 mm.

| Contact | Crimping machine | Applicator | | |
|---------------------|------------------|------------------|--------------|----------------------------|
| | | Crimp applicator | Dies | Crimp applicator with dies |
| SVH-21T-P1.1 | AP-K2N | MKS-L | MK/SVH-21-11 | APLMK SVH21-11 |
| | | *MKS-SC | SC/SVH-21-11 | APLSC SVH21-11 |

| Contact | Crimping machine | Applicator | | |
|---------------------|------------------|------------------|--------------|----------------------------|
| | | Crimp applicator | Dies | Crimp applicator with dies |
| SVH-41T-P1.1 | AP-K2N | MKS-L | MK/SVH-41-11 | APLMK SVH41-11 |
| | | — | — | — |

Note: *Strip-crimp applicator

Housing



| Circuits | Model No. | | | Dimensions (mm) | | Q'ty/bag |
|----------|----------------|---------------|------------------------|-----------------|-------|----------|
| | N type | M type | Retaine mountable type | A | B | |
| 2 | VHR-2N | VHR-2M | VHRR-2N | 3.96 | 7.86 | 1,000 |
| 3 | VHR-3N | VHR-3M | VHRR-3N | 7.92 | 11.82 | (*) |
| 4 | VHR-4N | VHR-4M | — | 11.88 | 15.78 | 1,000 |
| 5 | VHR-5N | VHR-5M | VHRR-5N | 15.84 | 19.74 | (*) |
| 6 | VHR-6N | VHR-6M | — | 19.80 | 23.70 | 500 |
| 7 | VHR-7N | VHR-7M | VHRR-7N | 23.76 | 27.66 | 500 |
| 8 | VHR-8N | — | VHRR-8N | 27.72 | 31.62 | 500 |
| 9 | VHR-9N | VHR-9M | VHRR-9N | 31.68 | 35.58 | 500 |
| 10 | VHR-10N | — | — | 35.64 | 39.54 | 500 |
| 11 | VHR-11N | — | — | 39.60 | 43.50 | 500 |

Material

PA 6, UL94V-0, natural (white)

- Note: 1. Models identified as VHR-() M incorporate measures to prevent electric shock and are thus safer in regard to high voltages.
 2. The applicable housing for 2 circuits shrouded header is "VHR-2N" only. "VHRR-2N" is not applicable.
 3. Contact JST for Glow Wire compliant connectors.

(*) N / M type ; 1,000
 Retainer mountable type ; 500

<For reference> As the color identification, the following alphabet shall be put in the underlined part. For availability, delivery and minimum order quantity, contact JST.

ex. **VHR-2N-oo**
 (blank)...natural (white)
 BK...black R...red BL...blue M...green D...orange Y...yellow
 PK...pink H...gray

RoHS compliance

Retainer



| Circuits | Model No. | A | Q'ty/bag |
|----------|---------------|-------|----------|
| 2 | VHS-2V | 3.70 | 1,000 |
| 3 | VHS-3V | 7.52 | 1,000 |
| 5 | VHS-5V | 15.44 | 1,000 |
| 7 | VHS-7V | 23.36 | 1,000 |
| 8 | VHS-8V | 27.32 | 1,000 |
| 9 | VHS-9V | 31.28 | 1,000 |

Material

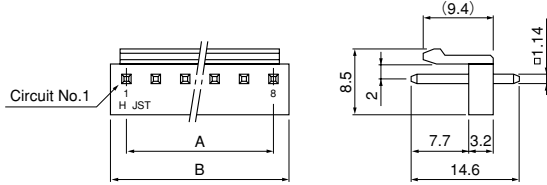
Glass-filled PA 66, UL94V-0, natural (ivory)

RoHS compliance

VH CONNECTOR

Locking header

Top entry type



Side entry type



| Circuits | Model No. | | Dimensions (mm) | | Q'ty/box | |
|----------|----------------|-----------------|-----------------|-------|----------------|-----------------|
| | Top entry type | Side entry type | A | B | Top entry type | Side entry type |
| 2 | B2P-VH | B2PS-VH | 3.96 | 7.86 | 1,000 | 1,000 |
| 3 | B3P-VH | B3PS-VH | 7.92 | 11.82 | 1,000 | 500 |
| 4 | B4P-VH | B4PS-VH | 11.88 | 15.78 | 500 | 500 |
| 5 | B5P-VH | B5PS-VH | 15.84 | 19.74 | 500 | 250 |
| 6 | B6P-VH | B6PS-VH | 19.80 | 23.70 | 250 | 250 |
| 7 | B7P-VH | B7PS-VH | 23.76 | 27.66 | 250 | 250 |
| 8 | B8P-VH | B8PS-VH | 27.72 | 31.62 | 200 | 200 |
| 9 | B9P-VH | B9PS-VH | 31.68 | 35.58 | 200 | 200 |
| 10 | B10P-VH | B10PS-VH | 35.64 | 39.54 | 200 | 100 |

Material and Finish

Post: Brass, copper-undercoated, tin-plated (reflow treatment)
Wafer: PA 66, UL94V-0, natural (white)

RoHS compliance This product displays (LF)(SN) on a label.

Note: 1. Headers with a reduced number of posts are also available.

Contact JST for details.

2. Contact JST for Glow Wire compliant connectors.

<For reference> As the color identification, the following alphabet shall be put in the underlined part.

For availability, delivery and minimum order quantity, contact JST.

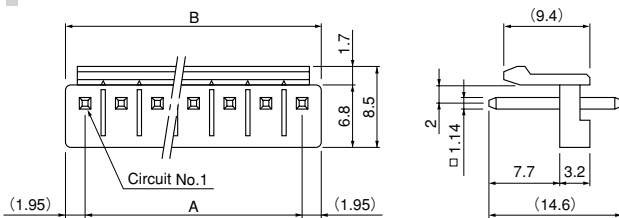
ex. **B2P(S)-VH-oo**

(blank)...natural (white)

BK...black R...red TR...tomato red BL...blue M...green

O...orange Y...yellow PK...pink H...gray

Top entry type of PBT



Side entry type with PCB stabilizer



| Circuits | Model No. | | Dimensions (mm) | | Q'ty/box | |
|----------|-----------------------|-------------------------------------|-----------------|-------|----------------|-----------------|
| | Top entry type of PBT | Side entry type with PCB stabilizer | A | B | Top entry type | Side entry type |
| 2 | B2P-VH-B | S2P-VH | 3.96 | 7.86 | 1,000 | 1,000 |
| 3 | B3P-VH-B | S3P-VH | 7.92 | 11.82 | 1,000 | 500 |
| 4 | B4P-VH-B | S4P-VH | 11.88 | 15.78 | 500 | 500 |
| 5 | B5P-VH-B | S5P-VH | 15.84 | 19.74 | 500 | 250 |
| 6 | B6P-VH-B | S6P-VH | 19.80 | 23.70 | 250 | 250 |
| 7 | B7P-VH-B | S7P-VH | 23.76 | 27.66 | 250 | 250 |
| 8 | B8P-VH-B | — | 27.72 | 31.62 | 200 | — |
| 9 | B9P-VH-B | — | 31.68 | 35.58 | 200 | — |
| 10 | B10P-VH-B | — | 35.64 | 39.54 | 200 | — |
| 11 | B11P-VH-B | — | 39.60 | 43.50 | 200 | — |

Material and Finish

Post: Brass, copper-undercoated, tin-plated (reflow treatment)
Wafer: Top entry type of PBT: Glass-filled PBT, UL94V-0, natural (white)
Side entry type with PCB stabilizer: PA 66, UL94V-0, natural (white)

RoHS compliance This product displays (LF)(SN) on a label.

<For reference> As the color identification, the following alphabet shall be put in the underlined part.

For availability, delivery and minimum order quantity, contact JST.

<Top entry type of PBT>

ex. **B2P-VH-B-oo**

(blank)...natural (white)

C...black R...red E...blue M...green Y...yellow

<Side entry type with PCB stabilizer>

ex. **S2P-VH-oo**

(blank)...natural (white)

BK...black R...red BL...blue M...green Y...yellow

Shrouded header



| Circuits | Model No. | Dimensions (mm) | | Qty/box |
|----------|---------------------|-----------------|-------|---------|
| | | A | B | |
| 2 | B2P-VH-FB-B | 3.96 | 9.80 | 250 |
| 3 | B3P-VH-FB-B | 7.92 | 13.76 | 200 |
| 4 | B4P-VH-FB-B | 11.88 | 17.72 | 150 |
| 5 | B5P-VH-FB-B | 15.84 | 21.68 | 200 |
| 6 | B6P-VH-FB-B | 19.80 | 25.64 | 200 |
| 7 | B7P-VH-FB-B | 23.76 | 29.60 | 100 |
| 8 | B8P-VH-FB-B | 27.72 | 33.56 | 100 |
| 9 | B9P-VH-FB-B | 31.68 | 37.52 | 100 |
| 10 | B10P-VH-FB-B | 35.64 | 41.48 | 125 |

Material and Finish

Post: Copper alloy, copper-undercoated, tin-plated (reflow treatment)
 Wafer: Glass-filled PBT, UL94V-0, natural (white)

RoHS compliance This product displays (LF)(SN) on a label.

Note: The applicable housing for 2 circuits shrouded header is "VHR-2N" only. "VHRR-2N" is not applicable.

<For reference> As the color identification, the following alphabet shall be put in the underlined part. For availability, delivery and minimum order quantity, contact JST.

ex. **B2P-VH-FB-B-oo**
 (blank)...natural (white)
 C...black R...red E...blue M...green O...orange Y...yellow
 PK...pink H...gray

Post-omitted Header

1) When giving the polarity to the product by removing the post (N-1)th circuit

However, since the product that the 2nd post of 3-circuit connector is omitted doesn't have polarity, select 3).

B *1 P *2 -VH

*1; No. of circuits (No. of posts)
 *2; Circuit No. of used original header

e.g.)

| Circuit No. | 1 | 2 | 3 | 4 | 5 | 6 | 7 |
|----------------|---------|---|---|---|---|---|---|
| Circuit (post) | ○ | ○ | ○ | ○ | ○ | × | ○ |
| Model No. | B6P7-VH | | | | | | |

○; With circuit (post) ×; Without circuit (post)

2) When giving the polarity to the product by removing the post in 2nd circuit

However, since the product that the 2nd post of 3-circuit connector is omitted doesn't have polarity, select 3).

B *1 P *2 -VH-L

e.g.)

| Circuit No. | 1 | 2 | 3 | 4 | 5 | 6 | 7 |
|----------------|-----------|---|---|---|---|---|---|
| Circuit (post) | ○ | × | ○ | ○ | ○ | ○ | ○ |
| Model No. | B6P7-VH-L | | | | | | |

3) When the pitch is set again

1. When setting two times of pitch with omitting every other one post
 However, posts shall be inserted in No.1-circuit and No. N-circuit.

B *1 P *2 -VH

e.g.)

| Circuit No. | 1 | 2 | 3 | 4 | 5 | 6 | 7 |
|----------------|---------|---|---|---|---|---|---|
| Circuit (post) | ○ | × | ○ | × | ○ | × | ○ |
| Model No. | B4P7-VH | | | | | | |

2. When setting three times of pitch with omitting every other two posts
 However, posts shall be inserted in No.1-circuit and No. N-circuit.

B *1 P *2 -VH

e.g.)

| Circuit No. | 1 | 2 | 3 | 4 | 5 | 6 | 7 |
|----------------|---------|---|---|---|---|---|---|
| Circuit (post) | ○ | × | × | ○ | × | × | ○ |
| Model No. | B3P7-VH | | | | | | |

3. When setting four times of pitch with omitting every other three posts
 However, posts shall be inserted in No.1-circuit and No. N-circuit.

B *1 P *2 -VH

e.g.)

| Circuit No. | 1 | 2 | 3 | 4 | 5 | 6 | 7 | 8 | 9 |
|----------------|---------|---|---|---|---|---|---|---|---|
| Circuit (post) | ○ | × | × | × | ○ | × | × | × | ○ |
| Model No. | B3P9-VH | | | | | | | | |

X-ON Electronics

Largest Supplier of Electrical and Electronic Components

Click to view similar products for [Headers & Wire Housings](#) category:

Click to view products by [JST](#) manufacturer:

Other Similar products are found below :

[95000-104TRLF](#) [10135584-644402LF](#) [DF62W-EP2022PCA](#) [95000-106TRLF](#) [DF62W-2022SCA](#) [DF62W-EP2022PC](#) [2203348](#) [DF62W-2022SC](#) [1084018](#) [1029039](#) [1084017](#) [802-10-012-10-002000](#) [1112640](#) [1112639](#) [891-007-9SS-BST1T](#) [000-34000](#) [0008550134](#) [0009482033](#) [0009507031](#) [57102-F02-18ULF](#) [57102-S06-03LF](#) [57202-S52-04LF](#) [PCN6-15S-2.5E](#) [0039019024](#) [58102-G61-06LF](#) [582553-1](#) [0009485154](#) [0009508121](#) [0022285053](#) [0050291907](#) [018731A](#) [LY20-4P-DT1-P1E-BR](#) [02.125.8002.8](#) [60101931](#) [60598-1 \(Cut Strip\)](#) [M1625-3R/100](#) [61062-3](#) [61082-181009](#) [CSU011177004](#) [636-1427](#) [638009-1](#) [641938-9](#) [641991-4](#) [644168-1](#) [644827-2](#) [647662-1](#) [65039-019ELF](#) [65692-001LF](#) [65781-018](#) [65781-047](#)