



fuse holders

CYLINDRICAL



PMX-22x

485308

100A
690V~



PMX-14x51

485208

50A
690V~



PMX
10x38

32A 690V~
485108



CYLINDRICAL

FUSE HOLDERS

- PAGE **04** | PMX MODULAR FUSE HOLDERS
- PAGE **07** | PMC COMPACT FUSE HOLDERS FOR CC CLASS FUSE-LINKS
- PAGE **07** | PMX-CC FUSE HOLDERS
- PAGE **08** | PMF MODULAR FUSE HOLDERS
- PAGE **09** | SC SCREEN FIXING FUSE HOLDERS
- PAGE **09** | SC SCREEN FUSE BASES
- PAGE **10** | BAC OPEN MOUNTING FUSE HOLDERS
- PAGE **10** | PMP PANEL CONNECTION FUSE HOLDERS
- PAGE **10** | PMB PLUG CONNECTION FOR Ø10 FUSE-LINKS
- PAGE **10** | CLIP CONTACT FOR Ø10 FUSE-LINKS

CYLINDRICAL FUSE HOLDERS

PMX MODULAR FUSE HOLDERS **NEW**

- Available in a extended range of different versions with fuse indicator, with microswitch, 690V, 24 V DC, Microswitch FUSING+PRE-BREAKING+FUSE LINK DETECTION.
- Accessory available to lock the fuse holder by a padlock.
- IP20 Security accessory in terminal zones. For wires of section $\leq 10 \text{ mm}^2$.
- All the versions with label holder for a good circuit identification.
- Compact design.
- Accessories for multiple poles assembly for fuse holders and microswitch.
- Ventilation zones optimized for a better heat dissipation.

- 2 position DIN Rail fixation.
- Made of a polymer high performance with a fusion temperature more than 300°C . This provides a safety margin against a possible overheating of the fuse, and when it exceeds the rated power acceptance of the fuse holder.
- The PMX fuse holder can be fixed/unfixed on DIN rail with the same screwing tools that the installer uses for cable terminal fixing, regardless the screw driver head is in form of slot or PZ2.
- PMX Fuse holder is made of halogen free plastic, prepared for future restrictions on these substances.
- IEC (CB) tested.

www.df-sa.es/cylindrical/fuseholders/PMX/

	POLES	MODULES	REFERENCE		In (A)	U (V)	PACKING Uni./BOX
			WITHOUT INDICATOR	WITH INDICATOR			
8x32	I	1	485001	485008	25	400V AC/DC	12/180
	I + N	2	485003	485009	25	400V AC/DC	6/90
	2	2	485004	485010	25	400V AC/DC	6/90
	3	3	485005	485011	25	400V AC/DC	4/60
	3 + N	4	485006	485012	25	400V AC/DC	3/45
	4	4	485007	485013	25	400V AC/DC	3/45



10x38	I	1	485101	485108	32	690VAC - 750VDC	12/180
	N	1	485102	—	32	690VAC - 750VDC	12/180
	I + N	2	485103	485109	32	690VAC - 750VDC	6/90
	2	2	485104	485110	32	690VAC - 750VDC	6/90
	3	3	485105	485111	32	690VAC - 750VDC	4/60
	3 + N	4	485106	485112	32	690VAC - 750VDC	3/45
	4	4	485107	485113	32	690VAC - 750VDC	3/45



10x38 24VDC	1	1,5	—	485114	32	24DC	12
	2	3	—	485116	32	24DC	12

PMX MODULAR FUSE HOLDERS ACCESSORIES **NEW**

	REFERENCE	DESCRIPTION	PACKING
8x32	480005	PIN FOR MULTIPOLE ASSEMBLY	12
	485050	HANDLE TIES FOR MULTIPOLE ASSEMBLY	12
10x38	485051	LOCK ACCESSORY	5
	485052	SPECIAL IP20 PROTECTION ACCESSORY	24
	485053	PHASE SEPARATOR ACCESSORY	12
	485054	REPLACEMENT FUSING NEON INDICATOR 120/690V AC	6
	485055	REPLACEMENT FUSING LED INDICATOR 24V DC	6
	485656	SCREWS PROTECTION ACCESSORY	20



STANDARDS
IEC 60269-1
IEC 60269-2
EN 60269-1
EN 60269-2
IEC 60947-3
EN 60947-3

STANDARDS
CSA C22.2 4248-1
UL 4248-1

APPROVALS

TECHNICAL
TECHNICAL DATA
PAGE **17**

TECHNICAL
PMX FUSE HOLDERS
MULTI-POLE ASSEMBLY
PAGE **18**

TECHNICAL
DIMENSIONS
PAGE **18**

TECHNICAL
PMX FUSE HOLDERS
ASSEMBLY MICROSWITCH
IDENTIFICATION BY LABEL
LOCKING SYSTEM
PAGE **20**

















COMPATIBLE
gG CYLINDRICAL FUSES
PAGE **02**

COMPATIBLE
aM CYLINDRICAL FUSES
PAGE **04**

COMPATIBLE
aR - gR HIGH SPEED
FUSES FOR
SEMICONDUCTORS
SEE
RAPIDPLUS













CYLINDRICAL FUSE HOLDERS

PMX MODULAR FUSE HOLDERS **NEW**

	POLES	MODULES	REFERENCE		I _n (A)	U (V)	PACKING Uni./BOX		
			WITHOUT INDICATOR	WITH INDICATOR					
14x51	I	1,5	485201	C  US	485208	C  US	50	690	6/90
	N	1,5	485202	C  US	—		50	690	6/90
	I + N	3	485203	C  US	485209	C  US	50	690	3/45
	2	3	485204	C  US	485210	C  US	50	690	3/45
	3	4,5	485205	C  US	485211	C  US	50	690	2/30
	3 + N	6	485206	C  US	485212	C  US	50	690	1/18
	4	6	485207	C  US	485213	C  US	50	690	1/18
14x51 24VDC	1	1,5	—		485214	C  US	50	24	6/90
	1+N	3	—		485215	C  US	50	24	3/45
	2	3	—		485216	C  US	50	24	3/45



PMX MODULAR FUSE HOLDERS WITH MICROSWITCH **NEW**

	POLES	MODULES	REFERENCE		I _n (A)	U (V)	PACKING Uni./BOX		
			PREBREAKING FUSING - PRESENCE	ONLY FUSION					
14x51	I	1,5	485220	 US	485226	 US	50	690	6/90
	I + N	3	485221	 US	485227	 US	50	690	3/45
	2	3	485222	 US	485228	 US	50	690	3/45
	3	4,5	485223	 US	485229	 US	50	690	2/30
	3+N	6	485224	 US	485230	 US	50	690	1/18
	4	6	485225	 US	485231	 US	50	690	1/18



PMX MODULAR FUSE HOLDERS ACCESSORIES **NEW**

















14x51	REFERENCE	DESCRIPTION	PACKING
	480005	PIN FOR MULTIPOLE ASSEMBLY	12
	485356	HANDLE TIES FOR MULTIPOLE ASSEMBLY	12
	485357	HANDLE TIES FOR MICROSWITCH ASSEMBLY	12
	485258	LOCK SUPPORT	5
	485259	MICROSWITCH 1P *	5
	485260	MICROSWITCH 3P *	2
	485261	MICROSWITCH 3P (2M) *	2
	485262	MICROSWITCH UNIPOLAR EXTENSION	5
	485263	MICROSWITCH TRIPOLAR EXTENSION	2
	485264	REPLACEMENT FUSING INDICATOR NEON 120/690 VAC	3
	485265	REPLACEMENT FUSING INDICATOR LED 24 VDC	3
	485266	SPECIAL PROTECTION IP20 ACCESSORY PMX-14	12
		SPECIAL CONNECTION M6 ACCESSORY	12
	485656	SCREW PROTECTION ACCESSORY	12



* TO CONVERT STANDARD BASE ON MICROSWITCH BASE ONLY FUSING AND AS MICROSWITCH PMX SPARE PREBREAKING-FUSING-PRESENCE

CYLINDRICAL FUSE HOLDERS













PMX MODULAR FUSE HOLDERS

	POLES	MODULES	REFERENCE		I _n (A)	U (V)	PACKING Uni./BOX
			WITHOUT INDICATOR	WITH INDICATOR			
22x58	I	2	485301 	485308 	100*	690	6/48
	N	2	485302 	—	100*	690	6/48
	I + N	4	485303 	485309 	100*	690	3/24
	2	4	485304 	485310 	100*	690	3/24
	3	6	485305 	485311 	100*	690	2/16
	3 + N	8	485306 	485312 	100*	690	1/8
	4	8	485307 	485313 	100*	690	1/8
22x58 24VDC	1	2	—	485314 	100*	24	6/48
	1+N	4	—	485315 	100*	24	3/24
	2	4	—	485316 	100*	24	3/24

* ACCEPT 125A FUSE-LINKS



PMX MODULAR FUSE HOLDERS WITH MICROSWITCH

	POLES	MODULES	REFERENCE		I _n (A)	U (V)	PACKING Uni./BOX
			PREBREAKING FUSING - PRESENCE	ONLY FUSION			
22x58	I	2	485320 	485326 	100*	690	6/48
	I + N	4	485321 	485327 	100*	690	3/24
	2	4	485322 	485328 	100*	690	3/24
	3	6	485323 	485329 	100*	690	2/16
	3+N	8	485324 	485330 	100*	690	1/8
	4	8	485325 	485331 	100*	690	1/8


* ACCEPT 125A FUSE-LINKS



PMX MODULAR FUSE HOLDERS ACCESSORIES

	REFERENCE	DESCRIPTION	PACKING
22x58	480005	PIN FOR MULTIPOLE ASSEMBLY	12
	485356	HANDLE TIES FOR MULTIPOLE ASSEMBLY	12
	485357	HANDLE TIES FOR MICROSWITCH ASSEMBLY	12
	485358	LOCK SUPPORT	5
	485359	MICROSWITCH 1P *	5
	485360	MICROSWITCH 3P *	2
	485361	MICROSWITCH 3P (2M) *	2
	485362	MICROSWITCH UNIPOLAR EXTENSION	5
	485363	MICROSWITCH TRIPOLAR EXTENSION	2
	485364	REPLACEMENT FUSING INDICATOR NEON 120/690 VAC	3
	485365	REPLACEMENT FUSING INDICATOR LED 24 VDC	3
	485366	SPECIAL PROTECTION IP20 ACCESSORIE PMX-22	12
	485367	SPECIAL CONNECTION M8 ACCESSORY	12

* TO CONVERT STANDARD BASE ON MICROSWITCH BASE ONLY FUSING AND AS MICROSWITCH PMX SPARE PREBREAKING- FUSING-PRESENCE



CYLINDRICAL FUSE HOLDERS

PMC COMPACT FUSE HOLDERS

NEW

Compact fuse holders for industrial cylindrical fuse links. Very low dimensions. For mounting on DIN/EN rail. Single phase models or single phase + neutral in only one module. Multi-pole units can be made with connection accessories. PMC fuse holders are made with self-extinguishable materials and have silver plated copper contacts.

www.df-sa.es/cylindrical/fuseholders/PMC/

	POLES	MODULES 17,5 mm	REFERENCE	I _n (A)	U (V)	PACKING Uni./BOX
8x32	I	1	483500	25	400	12/336
	N	1	483502	32	690	12/336
	I + N	1	483504	25	400	12/336
	I + N	2	483506	25	400	6/168
	2	2	483508	25	400	6/168
	3	3	483510	25	400	4/112
	3 + N	3	483512	25	400	4/112
	3 + N	4	483514	25	400	3/84
10x38	4	4	483516	25	400	3/84
	I	1	483530	32	690	12/336
	N	1	483502	32	690	12/336
	I + N	1	483534	32	500	12/336
	I + N	2	483536	32	690	6/168
	2	2	483538	32	690	6/168
	3	3	483540	32	690	4/112
	3 + N	3	483542	32	500	4/112
	3 + N	4	483544	32	690	3/84
	4	4	483546	32	690	3/84



483530

PMC COMPACT FUSE HOLDERS ACCESSORIES

	SIZE	REFERENCE	DESCRIPTION	PACKING
8x32 10x38	8x32 / 10x38	483050	PINS FOR MULTIPOLE ASSEMBLY	12/300
	8x32 / 10x38	483052	HANDLE TIES FOR MULTIPOLE ASSEMBLY	12/300

PMX CC MODULAR FUSE HOLDERS

NEW

Modular fuse holders for cylindrical CC class fuse links. For mounting on DIN/EN rail. Single phase and multi-pole types. Available with fusing indicator. Multi-pole units can be made with connection accessories. PMCC fuse holders are made with self-extinguishable materials and have silver plated copper contacts. UL approval.

www.df-sa.es/cylindrical/fuseholders/PMCC/

POLES	REFERENCE		I _n (A)	U (V)	PACKING Uni./BOX		
	WITHOUT INDICATOR	WITH INDICATOR					
I	485181	Ⓚ	485188	Ⓚ	30	600	12/192
II	485184	Ⓚ	485190	Ⓚ	30	600	6/96
III	485185	Ⓚ	485191	Ⓚ	30	600	4/64



485181

STANDARDS	STANDARDS	APPROVALS
IEC 60269-1 IEC 60269-2 EN 60269-1 EN 60269-2 IEC 60947-3 EN 60947-3	CSA C22.2 4248-1 UL 4248-1 UL 4248-4	UL RoHS compliant REACH SVHC

TECHNICAL	TECHNICAL	TECHNICAL
TECHNICAL DATA	PMC & PMCC FUSE HOLDERS MULTI-POLE ASSEMBLY	DIMENSIONS
PAGE 17	PAGE 18	PAGE 24

COMPATIBLE	COMPATIBLE	COMPATIBLE
gG CYLINDRICAL FUSES	aM CYLINDRICAL FUSES	aR - gR HIGH SPEED FUSES FOR SEMICONDUCTORS
PAGE 02	PAGE 04	SEE RAPIDPLUS

CYLINDRICAL FUSE HOLDERS

PMF MODULAR FUSE HOLDERS WITH INTEGRATED NEUTRAL

Modular fuse holders for industrial cylindrical fuse links. For mounting on DIN/EN rail. Single phase models, single-phase+neutral in only one module and multi-pole types. Available with fusing indicator or with microswitch for use with fuse links with striker (only fusing detection or fusing+pre-breaking+fuse link detection). Multi-pole units can be made of connection accessories. PMF fuse holders are made of self-extinguishable materials and have silver plated copper contacts.

www.df-sa.es/cylindrical/fuseholders/PMF/

	POLES	MODULES 17,5 mm	REFERENCE		I _n (A)	U (V)	PACKING Unit/BOX
			WITHOUT INDICATOR	WITH INDICATOR			
8x32	I + N	1	480125	480125 I	25	400	12/192
	3 + N	3	480325	480325 I	25	400	4/64
10x38	I	1	480032	—	32	690	12/192
	N	1	480032 N	—	32	690	12/192
	I + N	1	480135	480335 I	32	400	12/192
	I + N	2	480132	—	32	690	6/96
	2	2	480232	—	32	690	6/96
	3	3	480332	—	32	690	4/64
	3 + N	3	480335	—	32	400	4/64
	3 + N	4	480432	—	32	690	3/48
	4	4	480532	—	32	690	3/48



480032 I



480135 I

PMF MODULAR FUSE HOLDERS ACCESSORIES

	REFERENCE	DESCRIPTION	PACKING
8x32 10x38	480005	PINS FOR MULTIPOLE ASSEMBLY	12
	480006	HANDLE TIES FOR MULTIPOLE ASSEMBLY	12



480005



480006

PMF PMX PMC PMCC CONNECTION ACCESSORIES PHASE BUSBARS

NEW

POLES	MODULES	REFERENCE	SECTION (mm ²)	PACKING
I	13	485600	10	10
I	57	485601	10	10
II	12	485602	10	6



485600

PMF PMX PMC PMCC CONNECTION ACCESSORIES ACCESSORIES FOR PHASE BUSBARS

NEW

REFERENCE	DESCRIPTION	PACKING
485603	INSULATED TERMINAL 6...25 mm ² (FEEDING ACROSS)	10
485604	INSULATED TERMINAL 6...50 mm ² (FEEDING ACROSS)	50
485605	END COVER FOR 1 PHASE BUSBAR	50



485603



485605

STANDARDS
IEC 60269-1 IEC 60269-2 EN 60269-1 EN 60269-2 IEC 60947-3 EN 60947-3

APPROVALS
RoHS compliant EUTRA

TECHNICAL TECHNICAL DATA
PAGE 17

TECHNICAL PMF FUSE HOLDERS MULTI-POLE ASSEMBLY
PAGE 18

TECHNICAL DIMENSIONS
PAGE 23

TECHNICAL PHASE BUSBARS & ACCESSORIES DIMENSIONS
PAGE 27

COMPATIBLE gG CYLINDRICAL FUSES
PAGE 02

COMPATIBLE aM CYLINDRICAL FUSES
PAGE 04

COMPATIBLE aR - gR HIGH SPEED FUSES FOR SEMICONDUCTORS
SEE RAPIDPLUS

CYLINDRICAL FUSE HOLDERS

SC SCREW FIXING FUSE HOLDERS

Fuse holders for industrial cylindrical fuse links. Screw fixing. Available single-pole and neutrals. SC fuse holders are made with self-extinguishable materials and have silver plated copper contacts.

www.df-sa.es/cylindrical/fuseholders/SC/

	POLES	MODULES 17,5 mm	REFERENCE	I _n (A)	U (V)	PACKING Uni./BOX
8x32	I	1	451025	25	400	12
	N	1	451025 N	25	400	12
10x38	I	1	451032	32	500	12
	N	1	451032 N	32	500	12
14x51	I	1	451050	50	690	12
	N	1	451050 N	50	690	12
22x58	I	1	451100	100	690	6
	N	1	451100 N	100	690	6



451032

BAC OPEN FUSE BASES

Open bases for cylindrical fuses. The bases BAC for cylindrical fuses are particularly suitable for semiconductor fuses with high power dissipation and therefore needed to be mounted on open bases to facilitate the heat dissipation. Fixation on panel by screw. Made of thermosetting self extinguishing material.

www.df-sa.es/cylindrical/fuseholders/BAC/

	REFERENCE	I _n (A)	U (V)	PACKING Uni./BOX
10x38	451210	32	690	20/300
14x51	451220	50	690	10/240
22x58	451230	100	690	10/120



451230

CYLINDRICAL FUSE HOLDERS

PMP PANEL MOUNTING FUSE HOLDERS **NEW**

www.df-sa.es/cylindrical/fuseholders/PMP/

10x38

REFERENCE	DESCRIPTION	I _n (A)	U (V)	PACKING Uni./BOX
486001	BAYONET FIXING	30	600	10/100
486002	SCREW FIXING	30	600	10/100



486001

486002

PMB PLUG CONNECTION FUSE HOLDERS **NEW**

www.df-sa.es/cylindrical/fuseholders/PMB/

10x38

REFERENCE	I _n (A)	U (V)	PACKING Uni./BOX
490030	32	500	20/100



CLIP CONTACT FOR Ø10 FUSE-LINKS **NEW**

Clip contact for Ø10 cylindrical fuse links. Screw fixation and PCB versions. Manufactured in tinned bronze. All the materials are according to the European Directive 2002/95/EC RoHS (Restriction of the use of certain hazardous substances in electrical material).

10x38
10x85

REFERENCE	DESCRIPTION	I _n (A)	P _d max (W)	PACKING Uni./BOX
482001	Ø10 CLIP CONTACT SCREW FIXATION	25	4	50/200
482002	Ø10 CLIP CONTACT FOR PCB	25	4	50/200



482001



482002

STANDARDS	APPROVALS
IEC 60269-1 IEC 60269-2 EN 60269-1 EN 60269-2	RoHS compliant REACH SVHC

TECHNICAL	TECHNICAL	TECHNICAL
TECHNICAL DATA	PMP FUSE HOLDERS DIMENSIONS	PHASE BUSBARS & ACCESSORIES DIMENSIONS
PAGE 17	PAGE 25	PAGE 27

COMPATIBLE	COMPATIBLE	COMPATIBLE
gG CYLINDRICAL FUSES	aM CYLINDRICAL FUSES	aR - gR HIGH SPEED FUSES FOR SEMICONDUCTORS
PAGE 02	PAGE 04	SEE RAPIDPLUS

www.df-sa.es/rapidplus/

CYLINDRICAL MODULAR FUSE HOLDERS

	PMF 8x32	PMF 10x38	PMX 8x32	PMX 10x38	PMX 14x51	PMX 22x58	PMX CC	PMC 8x32	PMC 10x38	BAC 10x38	BAC 14x51	BAC 22x58	PMP 10x38
RATED CURRENT	25 A	32 A	25 A	32 A	50 A	100 A	30 A	25 A	32 A	32 A	50 A	100 A	30 A
RATED VOLTAGE	400 V	690 V	400 V	690 V AC 750 V DC	690 V	690 V	600 V	400 V	690 V	690 V	690 V	690 V	600 V
RATED POWER DISSIPATION	2.5 W	3 W	2.5 W	3 W	5 W	9.5 W	3 W	3 W	3 W	8 W	12 W	20 W	
UTILIZATION CATEGORY	AC-22B 400V AC-21B 690 V	AC-22B 500V AC-21B 690 V DC-20B 750 V DC	AC-22B 400 V	AC-22B 500 V AC-21B 690 V DC-20B 750 V DC	AC-22B 500 V AC-21B 690 V	AC-21B 690 V	—	AC-20	AC-20				
PROTECTION DEGREE	IP-20	IP-20	IP-20	IP-20	IP-20	IP-20	IP-20	IP-20	IP-20	IP-00	IP-00	IP-00	
OPERATING TEMPERATURE	-20 ... 70 °C	-20 ... 70 °C	-20 ... 70 °C	-20 ... 70 °C	-20 ... 70 °C	-20 ... 70 °C	-20 ... 70 °C	-20 ... 70 °C	-20 ... 70 °C	-20 ... 60 °C	-20 ... 60 °C	-20 ... 60 °C	-20 ... 70 °C
STORAGE TEMPERATURE	-40 ... 80 °C	-40 ... 80 °C	-40 ... 80 °C	-40 ... 80 °C	-40 ... 80 °C	-40 ... 80 °C	-40 ... 80 °C	-40 ... 80 °C	-40 ... 80 °C	-40 ... 80 °C	-40 ... 80 °C	-40 ... 80 °C	-40 ... 80 °C
DERATING TEMPERATURE	1 0.95 0.9 0.8	1 0.95 0.9 0.8	1 0.95 0.9 0.8	1 0.95 0.9 0.8	1 0.95 0.9 0.8	1 0.95 0.9 0.8	1 0.95 0.9 0.8	1 0.95 0.9 0.8	1 0.95 0.9 0.8				1 0.95 0.9 0.8
DERATING N° OF POLES	1...4 5...6 7...9 ≥ 10	1 0.8 0.7 0.6	1 0.8 0.7 0.6	1 0.8 0.7 0.6	1 0.8 0.7 0.6	1 0.8 0.7 0.6	1 0.8 0.7 0.6	1 0.8 0.7 0.6	1 0.8 0.7 0.6				
FIXING	•	•	•	•	•	•	•	•	•				
RAIL DIN / EN	—	—	—	—	—	—	—	—	—				
SCREW	—	—	—	—	—	—	—	—	—				
CONNECTING WIRE	0.75 ... 16 mm ² STRANDED 0.75 ... 25 mm ² SOLID 0.75...10 mm ² STRANDED (1P+N 1W) 0.75...16 mm ² SOLID (1P+N 1W)	0.75...16 mm ² STRANDED 0.75...16 mm ² SOLID	0.75...16 mm ² STRANDED 0.75...16 mm ² SOLID	0.75...16 mm ² STRANDED 0.75...16 mm ² SOLID	1.5...25 mm ² STRANDED 1.5...35 mm ² SOLID	1.5...35 mm ² STRANDED 1.5...50 mm ² SOLID	0.75...16 mm ² STRANDED 0.75...16 mm ² SOLID	0.75...6 mm ² STRANDED 0.75...10 mm ² SOLID	0.75...6 mm ² STRANDED 0.75...10 mm ² SOLID	Ø 4 mm TERMINAL	2.5...35 mm ² STRANDED 4...35 mm ² SOLID	4...70 mm ² STRANDED 6...95 mm ² SOLID	
WITH LIGHTNING INDICATOR	120...400V AC 2.5 Nm (1P+N 1W)	120...690V AC 12...24V DC	120...400V AC 2.5 Nm (1P+N 1W)	120...690V AC 12...24V DC	230...690V AC 24...60 VDC	230...690V AC 24...60 VDC	120...690V AC 12...24V DC	—	—				
MAX. TIGHTENING TORQUE	2.5 Nm (1P+N 1W)	2.5 Nm (1P+N 1W)	2.5 Nm (1P+N 1W)	2.5 Nm (1P+N 1W)	3 Nm	4 Nm	2.5 Nm	2 Nm	2 Nm	2.5 Nm	2.5 Nm	3.5 Nm	
WITH MICROSWITCH 5A-250V	—	—	—	—	•	•	•	—	—				
PREBREAKING PRESENCE	—	—	—	—	•	•	•	—	—				
FUSING	•	•	•	•	•	•	•	•	•				
MULTIPOLAR UNION WITH ACCESSORIES	—	—	—	—	•	•	•	•	•				
LABEL HOLDER	—	—	—	—	•	•	•	—	—				
LOCKING ACCESSORIES	—	—	—	—	•	•	•	—	—				



CYLINDRICAL FUSE HOLDERS

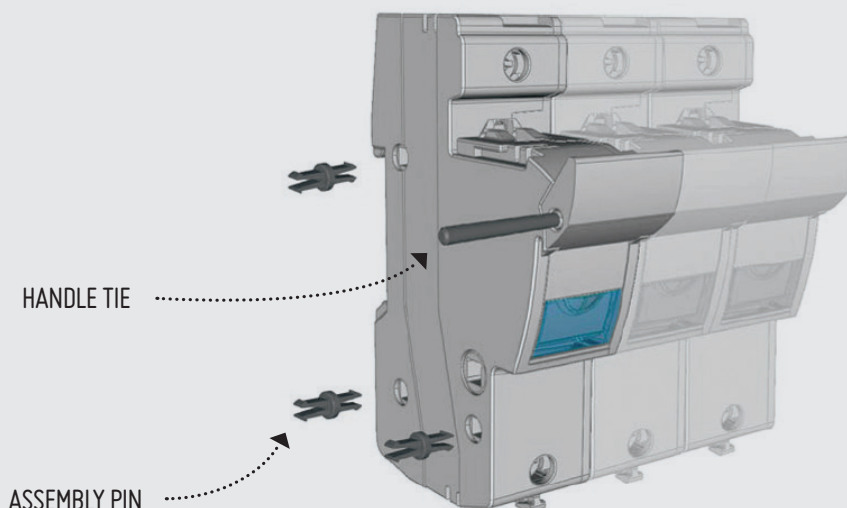
TECHNICAL

PMF MODULAR FUSE HOLDERS MULTI-POLE ASSEMBLY

PMX

PMC

NEW

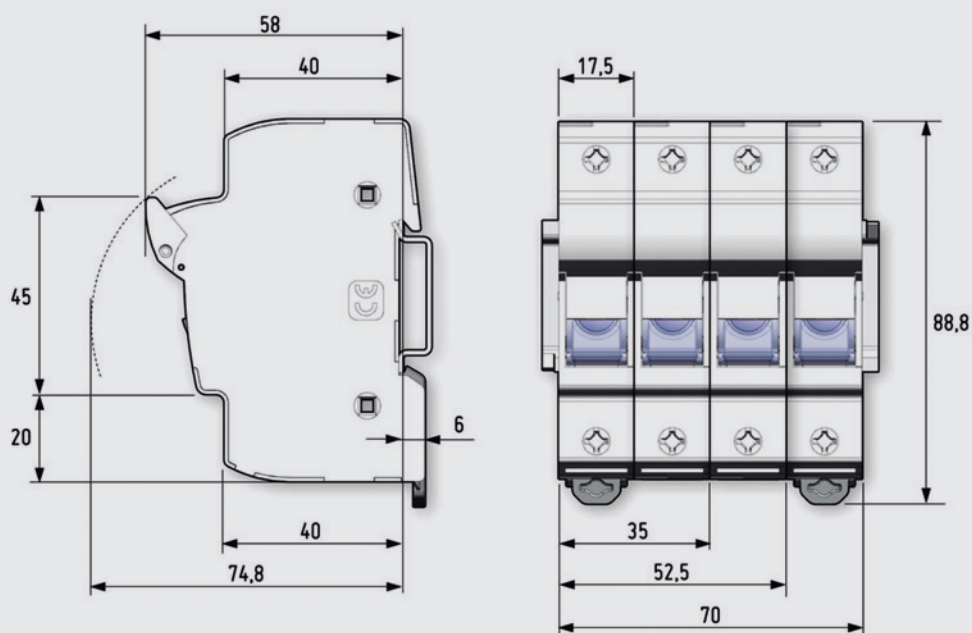


TECHNICAL

PMX MODULAR FUSE HOLDERS DIMENSIONS

8x32
10x38
CC CLASS

NEW

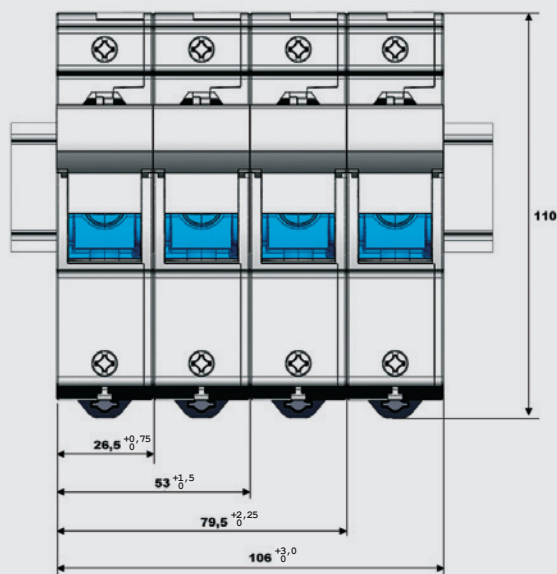
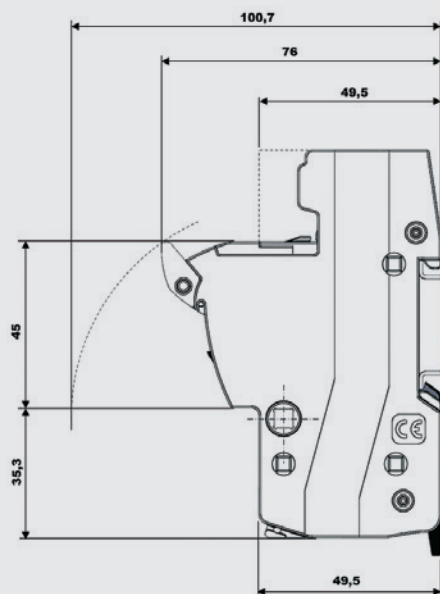


CYLINDRICAL FUSE HOLDERS

TECHNICAL
PMX MODULAR FUSE HOLDERS
DIMENSIONS

14x51

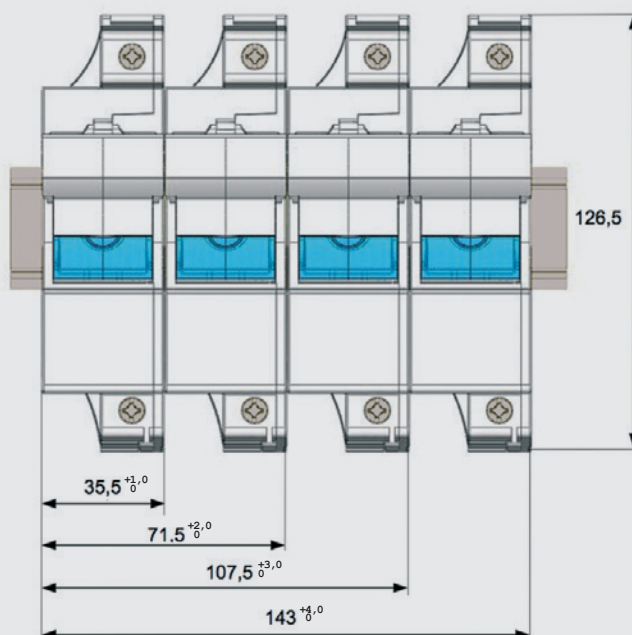
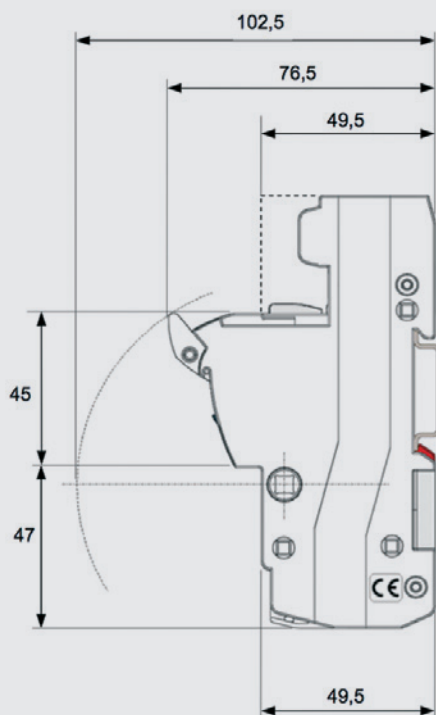
NEW



TECHNICAL
PMX MODULAR FUSE HOLDERS
DIMENSIONS

22x58

NEW



CYLINDRICAL FUSE HOLDERS

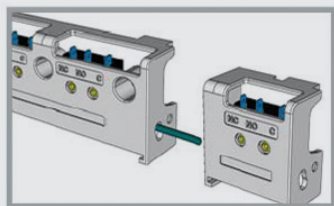
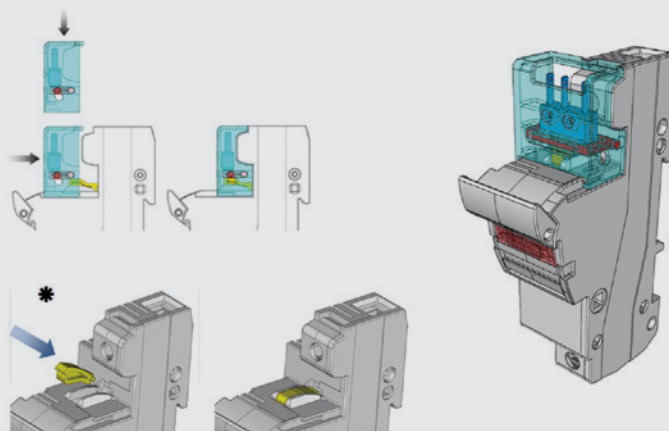
TECHNICAL

PMX MODULAR FUSE HOLDERS MICROSWITCH MOUNTING

14x51
22x58

Put on the **microswitch** on the guides, and push in horizontal movement to the final position.

* For **ONLY FUSION** accessory, first mount the lifter in his place.



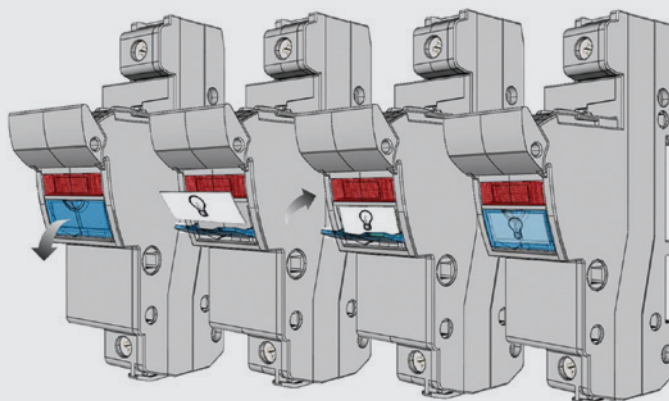
NEW

TECHNICAL

PMX MODULAR FUSE HOLDERS IDENTIFICATION BY LABEL

8x32
10x38
CC^{CLASS}
14x51
22x58

Open the **label-holder part** when the fuse holder is totally closed or totally open, put on the label and close.



NEW

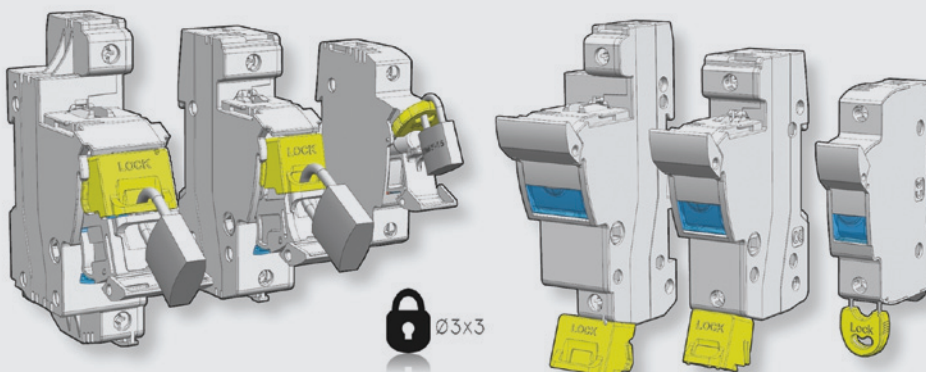
TECHNICAL

PMX MODULAR FUSE HOLDERS PADLOCK ACCESSORY

8x32
10x38
CC^{CLASS}
14x51
22x58

To avoid the operation and connection when the fuseholder is open, introduce the padlock accessory into the symmetrical holes.

All accessories allow using three padlocks at the same time and have a repose mode.



NEW

CYLINDRICAL FUSE HOLDERS

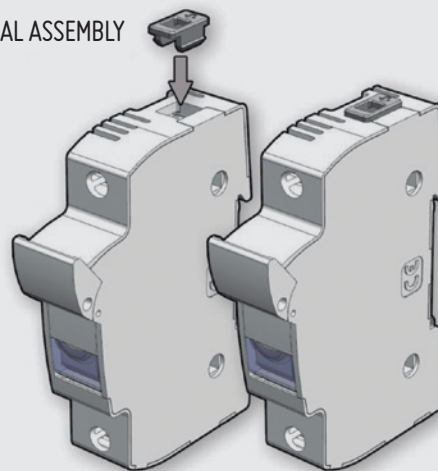
TECHNICAL PMX MODULAR FUSE HOLDERS SPECIAL IP20 PROTECTION

8x32
10x38
CC^{CLASS}
14x51
22x58

The accessory must be positioned in the wire entries, if it's necessary to achieve the IP20 degree of protection with thin wires.

SIZE	SECTION FLEXIBLE WIRE (mm ²)	SECTION SOLID WIRE (mm ²)	LENGTH (mm)
8x32	≤6	≤10	10
10x38	≤6	≤10	10
14x51	≤10	≤16	14
22x58	≤16	≤25	18

MANUAL ASSEMBLY



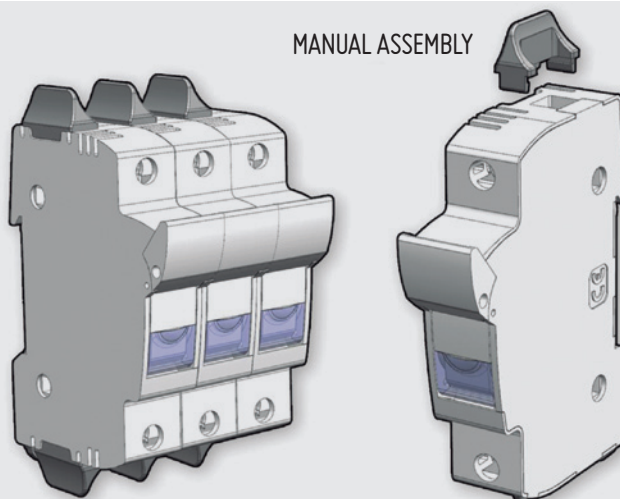
NEW

TECHNICAL PMX MODULAR FUSE HOLDERS PHASE SEPARATORS ACCESSORY

8x32
10x38
CC^{CLASS}

The accessory increases the distance between phases in multipolar assemblies.

MANUAL ASSEMBLY



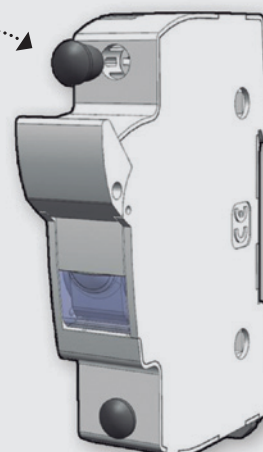
NEW

TECHNICAL PMX MODULAR FUSE HOLDERS SCREW PROTECTION ACCESSORY

8x32
10x38
CC^{CLASS}
14x51

Protection accessory to avoid the screws manipulation and improve the protection degree.

MANUAL ASSEMBLY



NEW

CYLINDRICAL FUSE HOLDERS

TECHNICAL

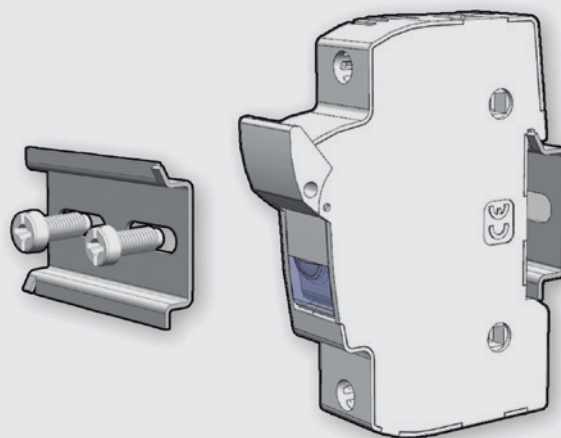
PMX MODULAR FUSE HOLDERS SCREW FIXATION ACCESSORY

8x32
10x38

First mount the accessory with screws, then mount the fuseholder (there are available different accessories depending the number of the fuseholder).

REFERENCE DESCRIPTION

485650	25MM SCREW FIXATION ACCESSORY
485651	50MM SCREW FIXATION ACCESSORY
485652	75MM SCREW FIXATION ACCESSORY
485653	100MM SCREW FIXATION ACCESSORY
485654	125MM SCREW FIXATION ACCESSORY
485655	175MM SCREW FIXATION ACCESSORY



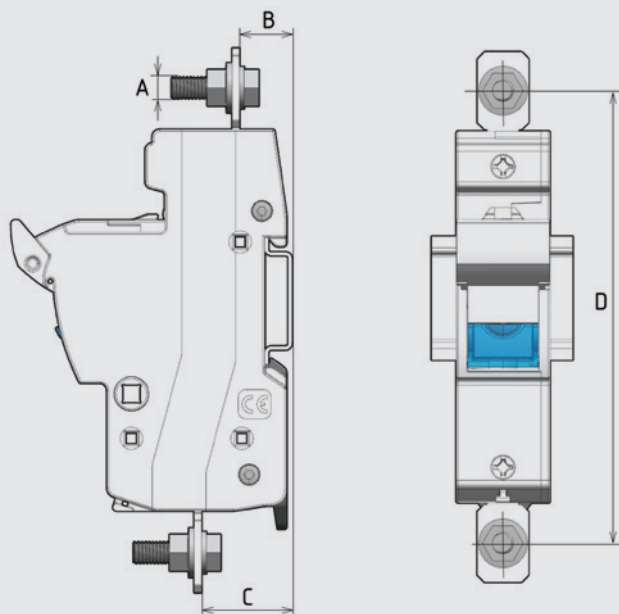
NEW

TECHNICAL

PMX MODULAR FUSE HOLDERS SPECIAL ACCESSORY FOR SCREW CONNECTION

14x51
22x58

SIZE	REFERENCE	A	B (mm)	C (mm)	D (mm)
14x51	485271	M6	14,5	25	128,5
22x58	485367	M8	15	23,5	154,5



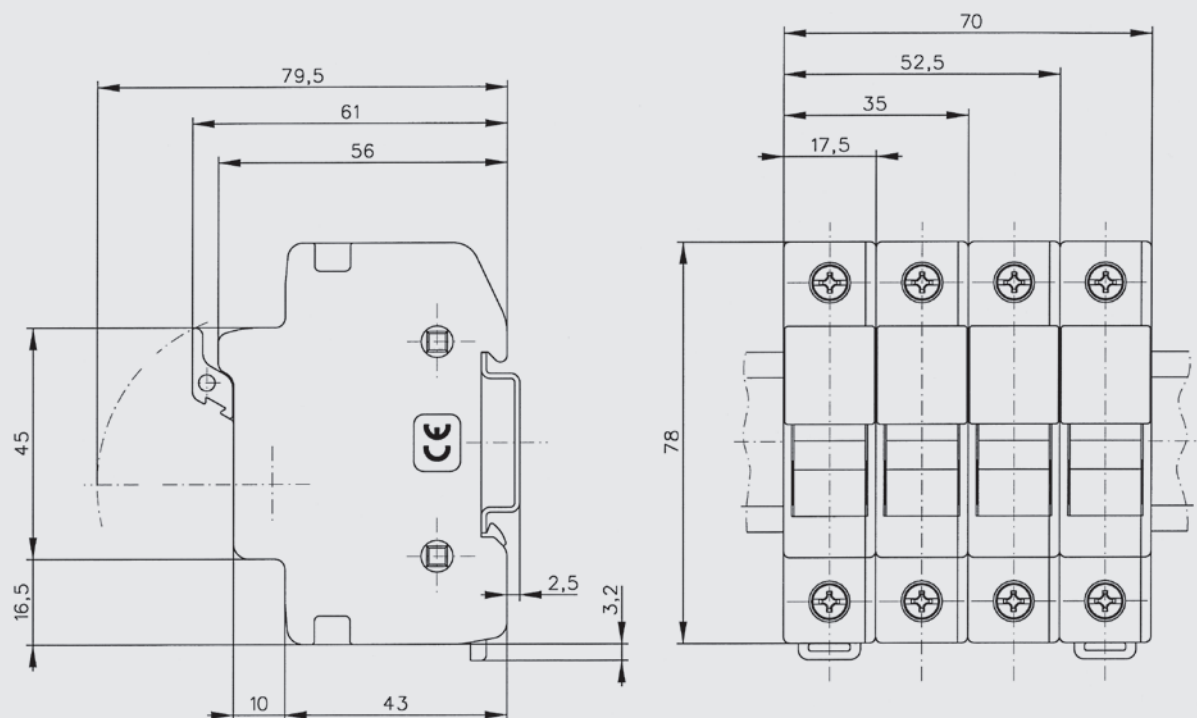
NEW

CYLINDRICAL FUSE HOLDERS

TECHNICAL

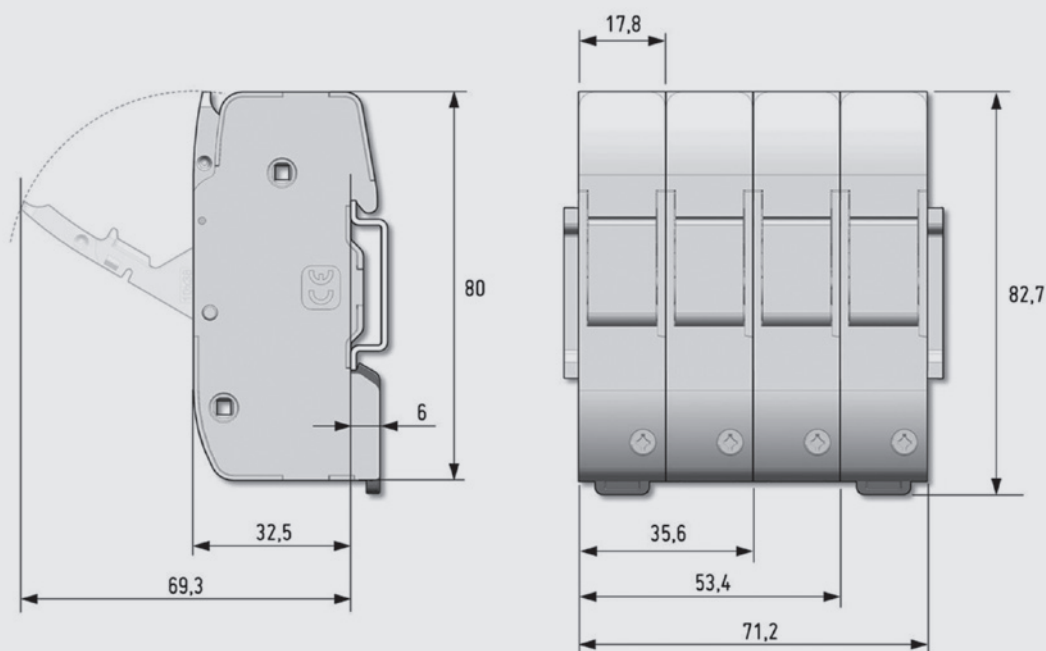
PMF MODULAR FUSE HOLDERS DIMENSIONS

PMCC

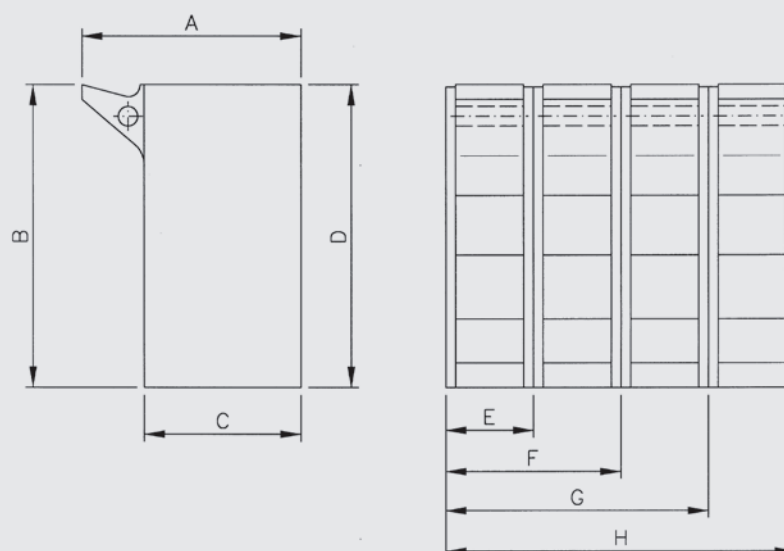


CYLINDRICAL FUSE HOLDERS

TECHNICAL
PMC COMPACT FUSE HOLDERS
DIMENSIONS



TECHNICAL
SC SCREW FIXING FUSE HOLDERS
DIMENSIONS



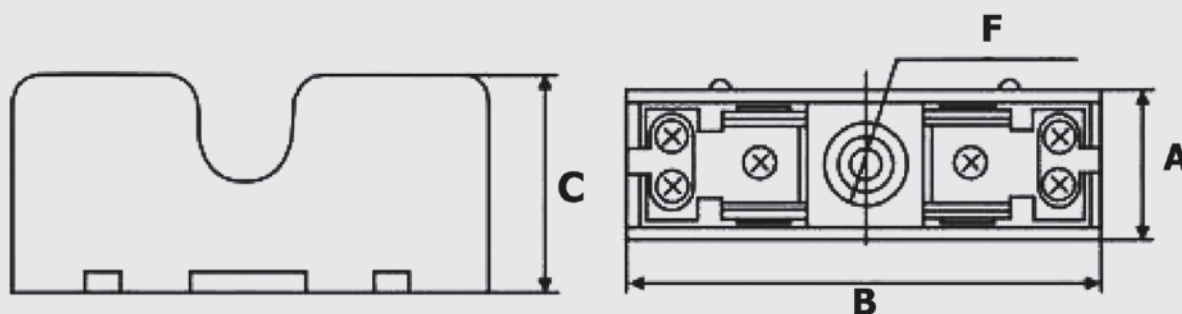
SIZE	A	B	C	D	E	F	G	H
8,5x32	45	61	32	61	18	36	54	72
10x38	50	78	34	75	21	42	63	84
14x51	58	98	42	95	30	60	90	120
22x58	71	108	56	108	36	72	108	144

CYLINDRICAL FUSE HOLDERS

TECHNICAL

BAC OPEN FUSE HOLDERS DIMENSIONS

NEW

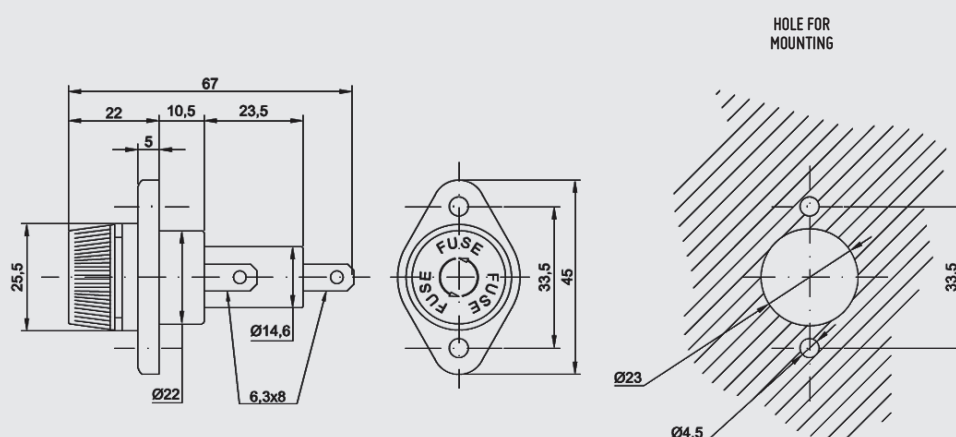


SIZE	A	B	C	ØF
10x38	24	81	35	4
14x51	30	91	37	5
22x58	37	108	48	6

TECHNICAL

PMP PANEL MOUNTING FUSE HOLDERS DIMENSIONS

NEW



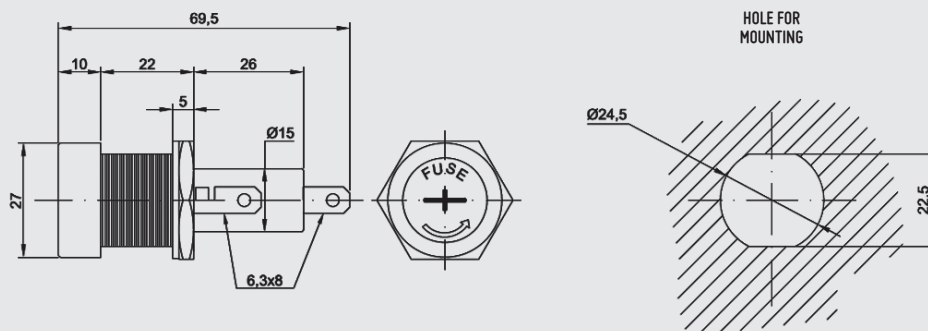
TECHNICAL

PMP

PANEL MOUNTING FUSE HOLDERS DIMENSIONS

SCREW

NEW



TECHNICAL

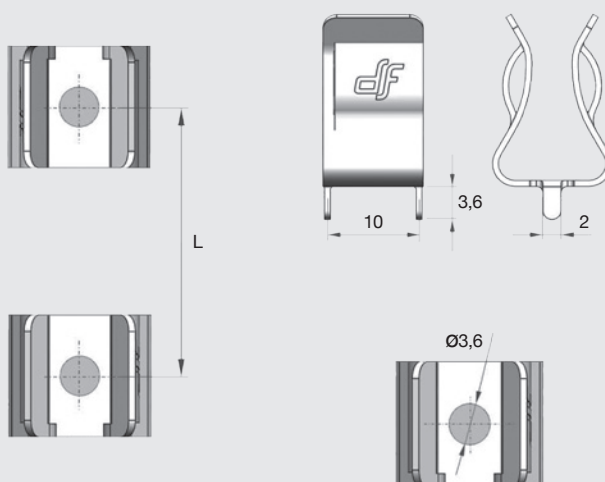
CLIP CONTACT

FOR Ø10 FUSE-LINKS DIMENSIONS

10x38
10x85

NEW

INSTALLATION INSTRUCTIONS



Ø10 CLIP CONTACT FOR PCB

SIZE	L
10x38	42
10x85	89,6

Ø10 CLIP CONTACT SCREW

SIZE	L
10x38	32
10x85	79,6

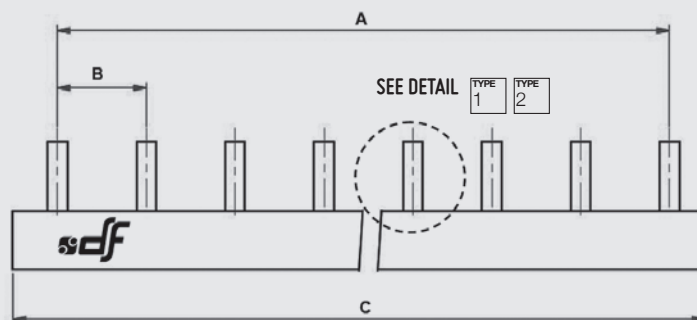
CYLINDRICAL FUSE HOLDERS

TECHNICAL

PMF
PMX
PMC
PMCC

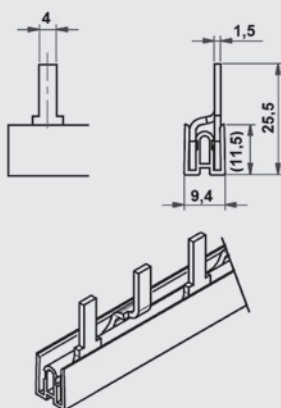
PHASE BUSBARS DIMENSIONS

NEW

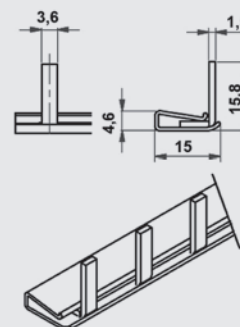


REFERENCE	MODULES	A	B	C	TYPE	END COVER
485600	13	213,6	17,8	229,8 ⁺²	2	485605
485601	57	996,8	17,8	1012 ⁺²	2	485605
485602	12	195,8	17,8	212 ⁺²	1	—

TYPE
1



TYPE
2



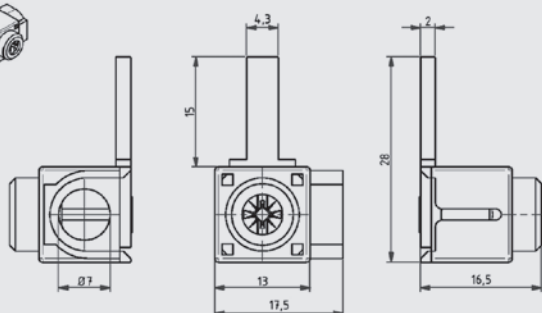
TECHNICAL

PMF
PMX
PMC
PMCC

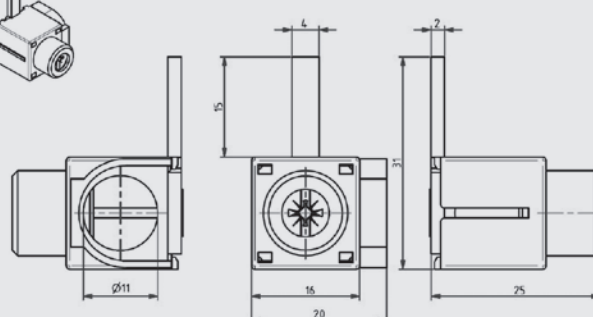
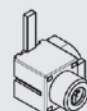
ACCESSORIES FOR PHASE BUSBARS DIMENSIONS

NEW

485603



485604



Electric

THE PROTECTION FORMULA

ELECTRONIC



CYLINDRICAL




PHOTOVOLTAIC



RAPIDPLUS



NH



SPECIAL FUSES



DOMESTIC



D & DO



TRANSFORMERS



eXperts in
PROTECTION



HEAD OFFICE & FACTORY

SILICI, 67-69
08940 CORNELLA DE LLOBREGAT
BARCELONA
SPAIN
Tel. +34 93 377 85 85
Fax +34 93 377 82 82

EXPORT SALES

Tel. +34 93 475 08 64
Fax +34 93 480 07 75
export@df-sa.es

NATIONAL SALES

Tel. 93 475 08 64
Fax 93 480 07 76
comercial@df-sa.es

www.df-sa.es/cylindrical



X-ON Electronics

Largest Supplier of Electrical and Electronic Components

Click to view similar products for [Relay Sockets & Fixings](#) category:

Click to view products by [DF Electric](#) manufacturer:

Other Similar products are found below :

[M41G](#) [7-1616360-5](#) [8000-DG2-5](#) [GDA12HA](#) [GDA12HD](#) [GDA12SA](#) [GDA12SD](#) [GDA16HD](#) [GDA22HA](#) [GDA95A](#) [GDA95D](#) [GFX20](#)
[GUA1](#) [GUA2-11](#) [GUA4-04](#) [GUA4-31](#) [GUM5R](#) [GUR-120](#) [GUR-24](#) [GUR-240](#) [GUR-277](#) [GURX-277](#) [GUW12](#) [GUW95](#) [GUZ32S](#) [GUZ63L](#)
[GUZ95L](#) [AS-11](#) [AX-4MS-40](#) [1611434-8](#) [2-1608090-3](#) [PB-16](#) [SM2S-61](#) [SQ9Z-C](#) [SYSWINSMP](#) [AR-12MW](#) [GDA16HA](#) [GDA16SA](#)
[GDA16SD](#) [GDA22HD](#) [GDA22SA](#) [GDA22SD](#) [GDA32HA](#) [GDA32HD](#) [GDA32SA](#) [GDA32SD](#) [GDA63A](#) [GDA63D](#) [GFX02](#) [GFX11](#)