



inserts:		page
CD	40 poles + ⊕	43
CT, CTS (10A)	40 poles + ⊕	50
CDD	72 poles + ⊕	56
CQE	32 poles + ⊕	76
CN	16 poles + ⊕	82
CCE	16 poles + ⊕	90
CNE, CSE	16 poles + ⊕	91
CSS	16 poles + ⊕	100
CTE, CTSE (16A)	16 poles + ⊕	108
CMSE	6+2 (aux) poles + ⊕	116
CMCE	6+2 (aux) poles + ⊕	116
CP	6 poles + ⊕	127
CX	6/36 and 12/2 poles + ⊕	130÷131
CX	4/0 and 4/2 poles + ⊕	132
MIXO	4 modules	137÷151

insert centre distance: 77.5 x 27 mm

bulkhead mounting housings with 2 levers or 4 pegs



bulkhead mounting housings with single lever

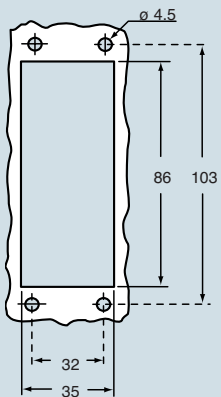


description	part No.	part No.
with one or two levers	CHI 16	CHI 16 L
with pegs ¹⁾	CHI 16 C	
with pegs and aluminium cover ¹⁾	CHI 16 CS	
with pegs and plastic cover ¹⁾	CHI 16 CP	
with lever and cover		CHI 16 LS

¹⁾ May be combined with hoods:
 - CHO/CAO 16 X and CHV/CAV 16 X
 - MHO/MAO 16 X and MHV/MAV 16 X

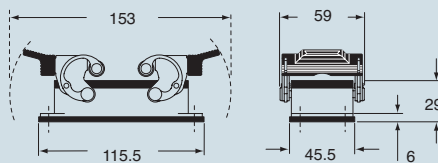
N.B.: the enclosures ensure IP66 protection (or IP65 cover versions) rating when mated and locked with the closing levers.
 The cover (CS, CP) only ensures mechanical protection, but does not ensure IP65 protection rating.

panel cut-out for bulkhead mounting housings in mm

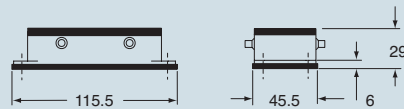


dimensions in mm

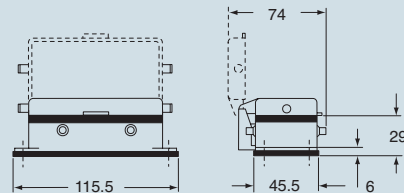
CHI



CHI C

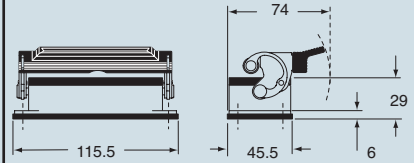


CHI CS/CP

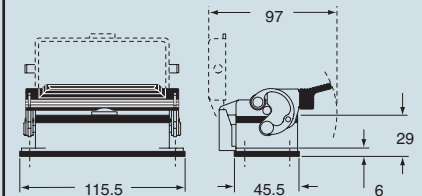


dimensions in mm

CHI L



CHI LS



CALUS® Type 4/4X/12

(excluding enclosures with plastic cover)

dimensions indicated are not binding and may be changed without notice

size 77.27



inserts:		page
CD	40 poles + ⊕	43
CDD	72 poles + ⊕	56
CQE	32 poles + ⊕	76
CN	16 poles + ⊕	82
CCE	16 poles + ⊕	90
CNE, CSE	16 poles + ⊕	91
CSS	16 poles + ⊕	100
CMSE	6+2 (aux) poles + ⊕	116
CMCE	6+2 (aux) poles + ⊕	116
CP	6 poles + ⊕	127
CX	6/36 and 12/2 poles + ⊕	130÷131
CX	4/0 and 4/2 poles + ⊕	132
MIXO	4 modules	137÷151

insert centre distance: 77.5 x 27 mm

hoods with 4 pegs



hoods with 2 pegs



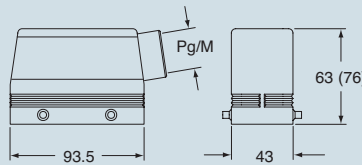
description	part No.		entry Pg		part No.		entry M	
with pegs, side entry	CHO 16	21	MHO 16.25	25	CHO 16 L	21	MHO 16 L25	25
with pegs, side entry			MHO 16.32	32			MHO 16 L32	32
with pegs, side entry, high construction	CAO 16.21	21	MAO 16.32	32	CAO 16 L21	21	MAO 16 L32	32
with pegs, side entry, high construction	CAO 16.29	29	MAO 16.40	40	CAO 16 L29	29	MAO 16 L40	40
with pegs, top entry	CHV 16	21	MHV 16.25	25	CHV 16 L	21	MHV 16 L25	25
with pegs, top entry			MHV 16.32	32			MHV 16 L32	32
with pegs, top entry, high construction	CAV 16.21	21	MAV 16.32	32	CAV 16 L21	21	MAV 16 L32	32
with pegs, top entry, high construction	CAV 16.29	29	MAV 16.40	40	CAV 16 L29	29	MAV 16 L40	40
with pegs, frontal entry, high construction	CAF 16	21	MAF 16.25	25				
with pegs, frontal entry, high constr., without adaptor *			MFF 16.25	25				

* enclosure without adaptor, threaded on the body, to be used only with a complete cable clamp.

** can only be used with a complete cable clamp (to be purchased separately)

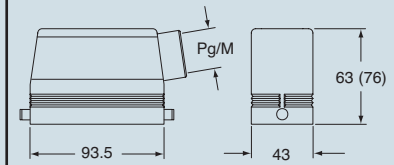
dimensions in mm

CHO (CAO) and MHO (MAO)

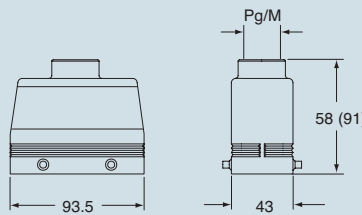


dimensions in mm

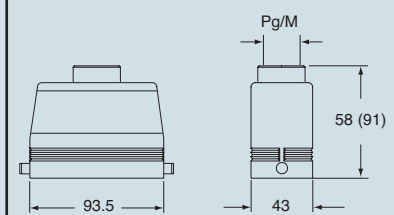
CHO L (CAO L) and MHO L (MAO L)



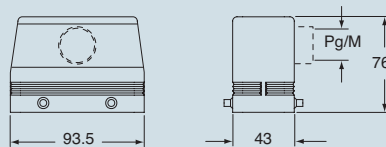
CHV (CAV) and MHV (MAV)



CHV L (CAV L) and MHV L (MAV L)



CAF/CFF and MAF/MFF



ILME® Type 4/4X/12

dimensions indicated are not binding and may be changed without notice

size 77.27



inserts:		page
CD	40 poles + ⊕	43
CDD	72 poles + ⊕	56
CQE	32 poles + ⊕	76
CN	16 poles + ⊕	82
CCE	16 poles + ⊕	90
CNE, CSE.....	16 poles + ⊕	91
CSS	16 poles + ⊕	100
CMSE	6+2 (aux) poles + ⊕	116
CMCE	6+2 (aux) poles + ⊕	116
CP	6 poles + ⊕	127
CX	6/36 and 12/2 poles + ⊕	130÷131
CX	4/0 and 4/2 poles + ⊕	132
MIXO	4 modules	137÷151

insert centre distance: 77.5 x 27 mm

hoods with 2 levers



hoods with single lever

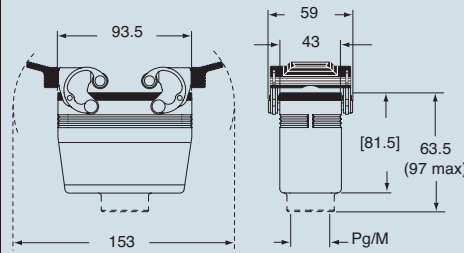


description	part No.	entry Pg	part No.	entry M	part No.	entry Pg	part No.	entry M
	with levers and gasket, top entry	CHV 16 G	21	MHV 16 G32	32	CHV 16 LG	21	MHV 16 LG32
with levers and gasket, top entry, high construction	CAV 16 G	21	MAV 16 G25	25	CAV 16 LG21	21	MAV 16 LG25	25
with levers and gasket, top entry, high construction	CAV 16 G29	29	MAV 16 G32	32	CAV 16 LG29	29	MAV 16 LG32	32
with levers and gasket, top entry, high constr., without adaptor *	CFV 16 G	21	MFV 16 G25	25	CFV 16 LG21	21	MFV 16 LG25	25
with levers and gasket, top entry, high constr., without adaptor *	CFV 16 G29	29	MFV 16 G32	32	CFV 16 LG29	29	MFV 16 LG32	32

* enclosure without adaptor, threaded on the body, to be used only with a complete cable clamp.

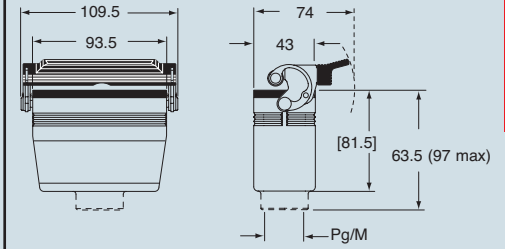
dimensions in mm

**CHV G (CAV G) and [CFV G],
MHV G (MAV G) and [MFV G]**



dimensions in mm

**CHV LG (CAV LG) and [CFV LG],
MHV LG (MAV LG) and [MFV LG]**



dimensions indicated are not binding and may be changed without notice

size 77.27




inserts:		page
CD	40 poles + ⊕	43
CDD	72 poles + ⊕	56
CQE	32 poles + ⊕	76
CN	16 poles + ⊕	82
CCE	16 poles + ⊕	90
CNE, CSE.....	16 poles + ⊕	91
CSS	16 poles + ⊕	100
CMSE	6+2 (aux) poles + ⊕	116
CMCE	6+2 (aux) poles + ⊕	116
CP	6 poles + ⊕	127
CX	6/36 and 12/2 poles + ⊕	130÷131
CX	4/0 and 4/2 poles + ⊕	132
MIXO	4 modules	137÷151

insert centre distance:
77.5 x 27 mm

hoods with 2 levers



covers



description	part No.	entry Pg	part No.	entry M	part No.
with levers, side entry ¹⁾	CHO 16 X	21	MHO 16 X25	25	
with levers, side entry ¹⁾			MHO 16 X32	32	
with levers, side entry, high construction ¹⁾	CAO 16 X	21	MAO 16 X32	32	
with levers, side entry, high construction ¹⁾	CAO 16 X29	29	MAO 16 X40	40	
with levers, top entry ¹⁾	CHV 16 X	21	MHV 16 X25	25	
with levers, top entry ¹⁾			MHV 16 X32	32	
with levers, top entry, high construction ¹⁾	CAV 16 X	21	MAV 16 X32	32	
with levers, top entry, high construction ¹⁾	CAV 16 X29	29	MAV 16 X40	40	
with 4 pegs (for housings with 2 levers with gasket)					CHC 16
with 4 pegs and gasket (for housings with 2 levers) ²⁾					CHC 16 C
with 2 pegs (for housings with 1 lever with gasket)					CHC 16 L
with 2 levers (for hoods with 4 pegs)					CHC 16 G
with 1 lever (for hoods with 2 pegs)					CHC 16 LG

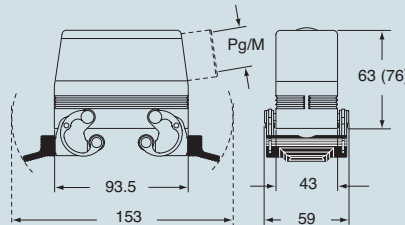
¹⁾ May be combined with housings:
- CHI/CHP/CAP 16 CS/CP/C
- MHP/MAP 16 CS/CP

²⁾ May be combined with hoods:
- CHO/CAO 16 X and CHV/CAV 16 X
- MHO/MAO 16 X and MHV/MAV 16 X

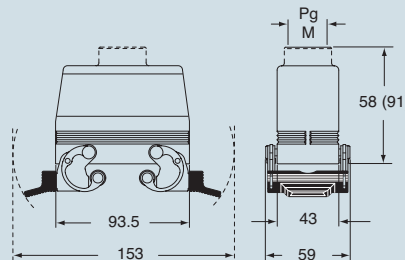
The covers for C, G and LG, versions cannot be used together with coding pins. If this application is required, please contact ILME SpA.

dimensions in mm

CHO X (CAO X) and MHO X (MAO X)



CHV X (CAV X) and MHV X (MAV X)



dimensions in mm

CHC



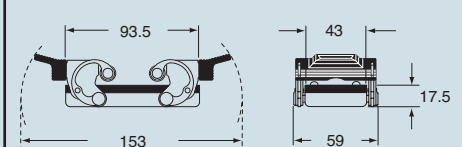
CHC C



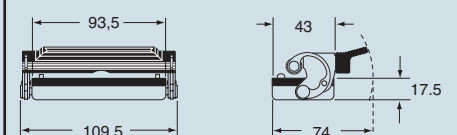
CHC L



CHC G



CHC LG



ILME® Type
US 4/4X/12

dimensions indicated are not binding and may be changed without notice

size 77.27



inserts: page
CME 6 + 2 (aux) poles + ⊕ 117

insert centre distance:
77.5 x 27 mm

bulkhead mounting housings with 2 levers or 4 pegs



bulkhead mounting housings with single lever

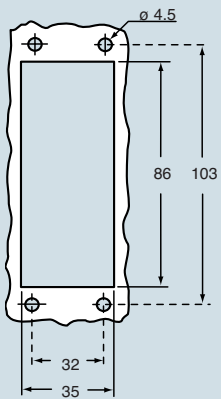


description	part No.	part No.
with one or two levers	CMI 06	CMI 06 L
with pegs and aluminium cover ¹⁾	CMI 06 CS	
with pegs and plastic cover ¹⁾	CMI 06 CP	
with lever and cover		CMI 06 LS

¹⁾ May be combined with hoods:
 - CMO/CMAO 06 X and CMV/CMAV 06 X
 - MMO/MMAO 06 X and MMV/MMAV 06 X

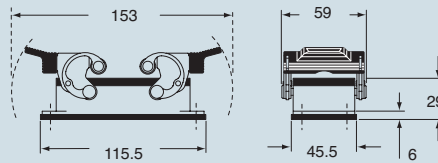
N.B.: the enclosures ensure IP66 protection (or IP65 cover versions) rating when mated and locked with the closing levers.
 The cover (CS, CP) only ensures mechanical protection, but does not ensure IP65 protection rating.

panel cut-out for bulkhead mounting housings in mm



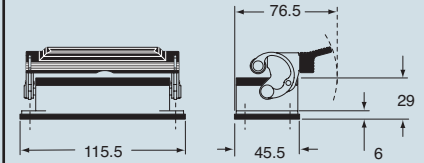
dimensions in mm

CMI

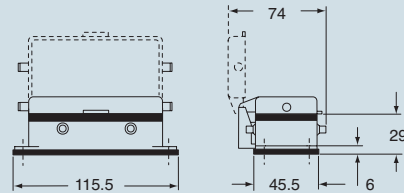


dimensions in mm

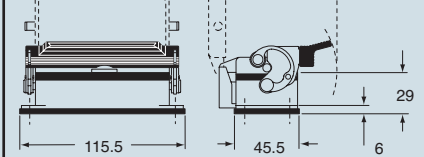
CMI L



CMI CS/CP



CMI LS



CAUS® Type 4/4X/12
 (excluding enclosures with plastic cover)

dimensions indicated are not binding and may be changed without notice

size 77.27



inserts: page
CME 6 + 2 (aux) poles + ⊕ 117

insert centre distance:
77.5 x 27 mm

surface mounting housings with 2 levers or 4 pegs



surface mounting housings with single lever



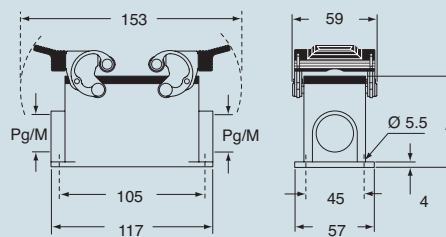
description	part No.	entry Pg	part No.	entry M	part No.	entry Pg	part No.	entry M
with levers	CMP 06	21	MMP 06.25	25	CMP 06 L	21	MMP 06 L25	25
with levers	CMP 06.2	21 x 2	MMP 06.225	25 x 2	CMP 06 L2	21 x 2	MMP 06 L225	25 x 2
with levers, high construction	CMAP 06.21	21	MMAP 06.32	32	CMAP 06 L	21	MMAP 06 L32	32
with levers, high construction	CMAP 06.221	21 x 2	MMAP 06.232	32 x 2	CMAP 06 L2	21 x 2	MMAP 06 L232	32 x 2
with levers, high construction	CMAP 06.29	29	MMAP 06.40	40	CMAP 06 L29	29	MMAP 06 L40	40
with levers, high construction	CMAP 06.229	29 x 2	MMAP 06.240	40 x 2	CMAP 06 L229	29 x 2	MMAP 06 L240	40 x 2
with pegs and aluminium cover ¹⁾	CMP 06 CS	21	MMP 06 CS25	25				
with pegs and aluminium cover ¹⁾	CMP 06 CS2	21 x 2	MMP 06 CS225	25 x 2				
with pegs and aluminium cover, high construction ¹⁾	CMAP 06 CS	21	MMAP 06 CS32	32				
with pegs and aluminium cover, high construction ¹⁾	CMAP 06 CS2	21 x 2	MMAP 06CS232	32 x 2				
with pegs and aluminium cover, high construction ¹⁾	CMAP 06 CS29	29	MMAP 06 CS40	40				
with pegs and aluminium cover, high construction ¹⁾	CMAP 06CS229	29 x 2	MMAP 06CS240	40 x 2				
with pegs and plastic cover ¹⁾	CMP 06 CP	21	MMP 06 CP25	25				
with pegs and plastic cover ¹⁾	CMP 06 CP2	21 x 2	MMP 06 CP225	25 x 2				
with pegs and plastic cover, high construction ¹⁾	CMAP 06 CP	21	MMAP 06 CP32	32				
with pegs and plastic cover, high construction ¹⁾	CMAP 06 CP2	21 x 2	MMAP 06CP232	32 x 2				
with pegs and plastic cover, high construction ¹⁾	CMAP 06 CP29	29	MMAP 06 CP40	40				
with pegs and plastic cover, high construction ¹⁾	CMAP 06CP229	29 x 2	MMAP 06CP240	40 x 2				
with lever and cover					CMP 06 LS	21	MMP 06 LS25	25
with lever and cover					CMP 06 LS2	21 x 2	MMP 06 LS225	25 x 2
with lever and cover, high construction					CMAP 06 LS	21	MMAP 06 LS32	32
with lever and cover, high construction					CMAP 06 LS2	21 x 2	MMAP 06LS232	32 x 2
with lever and cover, high construction					CMAP 06 LS29	29	MMAP 06 LS40	40
with lever and cover, high construction					CMAP 06LS229	29 x 2	MMAP 06LS240	40 x 2

¹⁾ May be combined with hoods:
 - CMO/CMAO 06 X and CMV/CMAV 06 X
 - MMO/MMAO 06 X and MMV/MMAV 06 X

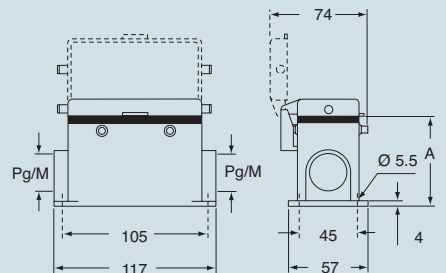
N.B.: the enclosures ensure IP66 protection (or IP65 cover versions) rating when mated and locked with the closing levers.
 The cover (CS, CP) only ensures mechanical protection, but does not ensure IP65 protection rating.

dimensions in mm

CMP - CMAP and MMP - MMAP



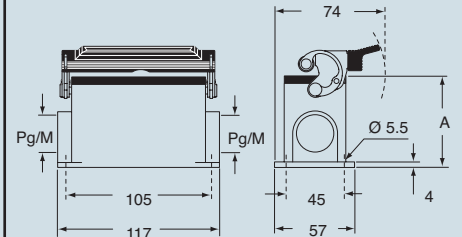
CMP CS/CP - CMAP CS/CP and MMP CS/CP - MMAP CS/CP



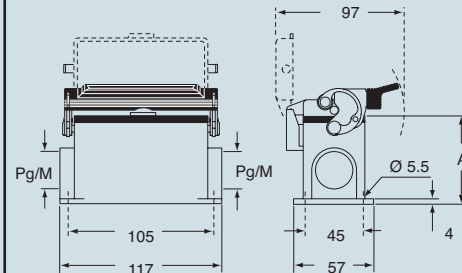
type	A
CMP / MMP	63
CMAP / MMAP	81
CMP CS / MMP CS	63
CMAP CS / MMAP CS	81
CMP CP / MMP CP	63
CMAP CP / MMAP CP	81

dimensions in mm

CMP L - CMAP L and MMP L - MMAP L



CMP LS - CMAP LS and MMP LS - MMAP LS



type	A
CMP L / MMP L	63
CMAP L / MMAP L	81
CMP LS / MMP LS	63
CMAP LS / MMAP LS	81

CRAUS® Type 4/4X/12

(excluding enclosures with plastic cover)

dimensions indicated are not binding and may be changed without notice

size 77.27



inserts: page
CME 6 + 2 (aux) poles + ⊕ 117

insert centre distance:
77.5 x 27 mm

hoods with 4 pegs



hoods with 2 pegs



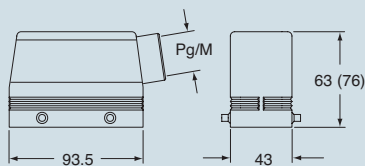
description	part No.		part No.		part No.		part No.	
		entry Pg		entry M		entry Pg		entry M
with pegs, side entry	CMO 06	21	MMO 06.25	25	CMO 06 L	21	MMO 06 L25	25
with pegs, side entry			MMO 06.32	32			MMO 06 L32	32
with pegs, side entry, high construction	CMAO 06.21	21	MMAO 06.32	32	CMAO 06 L21	21	MMAO 06 L32	32
with pegs, side entry, high construction	CMAO 06.29	29	MMAO 06.40	40	CMAO 06 L29	29	MMAO 06 L40	40
with pegs, top entry	CMV 06	21	MMV 06.25 **	25	CMV 06 L	21	MMV 06 L25	25
with pegs, top entry			MMV 06.32	32			MMV 06 L32	32
with pegs, top entry, high construction	CMAV 06.21	21	MMAV 06.32	32	CMAV 06 L21	21	MMAV 06 L32	32
with pegs, top entry, high construction	CMAV 06.29	29	MMAV 06.40	40	CMAV 06 L29	29	MMAV 06 L40	40
with pegs, frontal entry, high construction	CMAF 06	21	MMAF 06.25	25				
with pegs, frontal entry, high constr., without adaptor *			MMFF 06.25	25				

* enclosure without adaptor, threaded on the body, to be used only with a complete cable clamp.

** can only be used with a complete cable clamp (to be purchased separately)

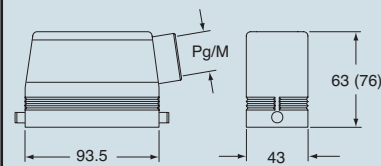
dimensions in mm

CMO (CMAO) and MMO (MMAO)

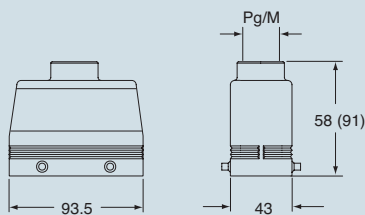


dimensions in mm

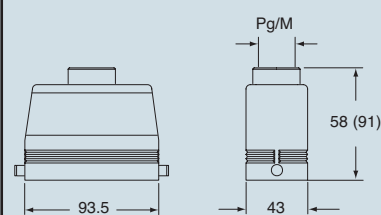
CMO L (CMAO L) and MMO L (MMAO L)



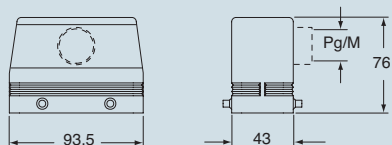
CMV (CMAV) and MMV (MMAV)



CMV L (CMAV L) and MMV L (MMAV L)



CMAF/CMFF and MMAF/MMFF



CAUS® Type 4/4X/12

dimensions indicated are not binding and may be changed without notice

size 77.27



inserts: page
CME 6 + 2 (aux) poles + ⊕ 117

insert centre distance:
77.5 x 27 mm

hoods with 2 levers



hoods with single lever

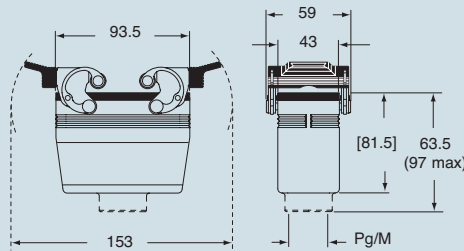


description	part No.		entry		part No.		entry	
			Pg	M			Pg	M
with levers and gasket, top entry	CMV 06 G		21		MMV 06 G32		21	
with levers and gasket, top entry, high construction	CMAV 06 G		21		MMAV 06 G25		21	
with levers and gasket, top entry, high construction	CMAV 06 G29		29		MMAV 06 G32		29	
with levers and gasket, top entry, high constr., without adaptor *					MMFV 06 G25			
with levers and gasket, top entry, high constr., without adaptor *					MMFV 06 G32			

* enclosure without adaptor, threaded on the body, to be used only with a complete cable clamp.

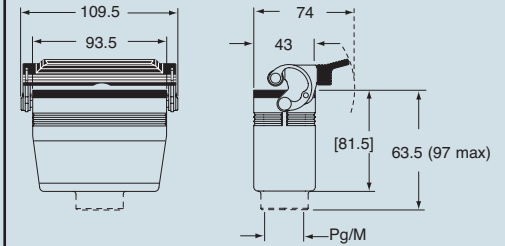
dimensions in mm

**CMV G (CMAV G) and [CMFV G],
 MMV G (MMAV G) and [MMFV G]**



dimensions in mm

**CMV LG (CMAV LG) and [CMFV LG],
 MMV LG (MMAV LG) and [MMFV LG]**



size 77.27

CALUS® Type 4/4X/12

dimensions indicated are not binding and may be changed without notice

inserts: page
CME 6 + 2 (aux) poles + ⊕ 117

insert centre distance:
77.5 x 27 mm

The covers for C, G and LG, versions cannot be used together with coding pins. If this application is required, please contact ILME SpA.

hoods with 2 levers



covers



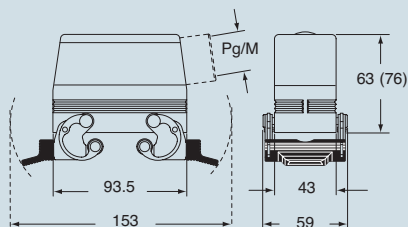
description	part No.		part No.		part No.
		entry Pg		entry M	
with levers, side entry ¹⁾	CMO 06 X	21	MMO 06 X25	25	
with levers, side entry ¹⁾			MMO 06 X32	32	
with levers, side entry, high construction ¹⁾	CMAO 06 X	21	MMAO 06 X32	32	
with levers, side entry, high construction ¹⁾	CMAO 06 X29	29	MMAO 06 X40	40	
with levers, top entry ¹⁾	CMV 06 X	21	MMV 06 X25	25	
with levers, top entry ¹⁾			MMV 06 X32	32	
with levers, top entry, high construction ¹⁾	CMAV 06 X	21	MMAV 06 X32	32	
with levers, top entry, high construction ¹⁾	CMAV 06 X29	29	MMAV 06 X40	40	
with 4 pegs (for enclosures with 2 levers with gasket)					CHC 16
with 4 pegs and gasket (for enclosures with 2 levers) ²⁾					CHC 16 C
with 2 pegs (for enclosures with 1 lever with gasket)					CHC 16 L
with 2 levers (for hoods with 4 pegs)					CHC 16 G
with 1 lever (for hoods with 2 pegs)					CHC 16 LG

¹⁾ May be combined with housings:
 - CMI/CMP/CMAV 06 CS/CP
 - MMP/MMAV 06 CS/CP

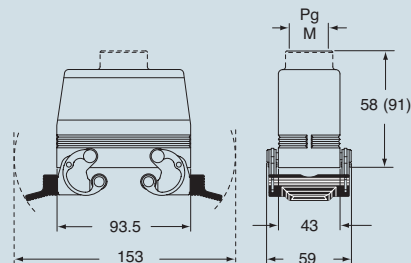
²⁾ May be combined with housings:
 - CMO/CMAO 06 X and CMV/CMAV 06 X
 - MMO/MMAO 06 X and MMV/MMAV 06 X

dimensions in mm

CMO X (CMAO X) and MMO X (MMAO X)



CMV X (CMAV X) and MMV X (MMAV X)



dimensions in mm

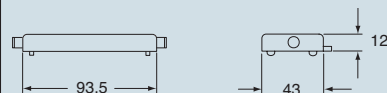
CHC



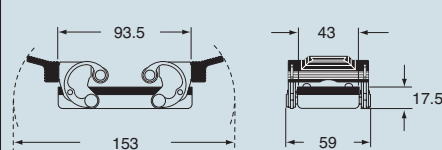
CHC C



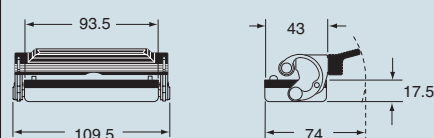
CHC L



CHC G



CHC LG



CALUS® Type 4/4X/12

dimensions indicated are not binding and may be changed without notice

size 77.27




inserts:	page
CN RY 16 poles + ⊕	82
CNE RY 16 poles + ⊕	91
CP RY 6 poles + ⊕	127

insert centre distance:
77.5 x 27 mm

The covers for G versions cannot be used together with coding pins. If this application is required, please contact ILME SpA.

housings and cover

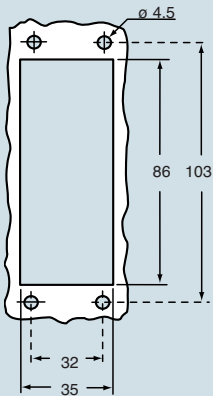


hoods and cover



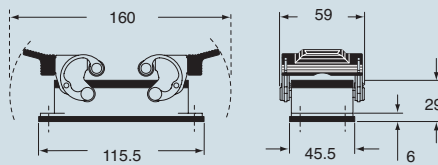
description	part No.		part No.		part No.		part No.	
		entry Pg		entry M		entry Pg		entry M
bulkhead mounting, with levers	CHIR 16	---						
surface mounting, with levers, high construction	CAPR 16.21	21	MAPR 16.32	32				
cover with 4 pegs (for housings)	CHCR 16							
with pegs, side entry					CHOR 16	21	MHOR 16.25	25
with pegs, side entry, high construction					CAOR 16.21	21	MAOR 16.40	40
with pegs, top entry					CHVR 16	21	MHVR 16.25	25
with pegs, top entry, high construction					CAVR 16.21	21	MAVR 16.40	40
cover with 2 levers (for hoods)					CHCR 16 G			

panel cut-out for bulkhead mounting housings in mm

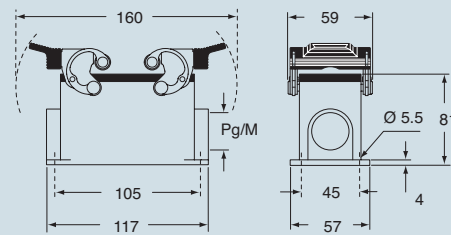


dimensions in mm

CHIR



CAPR and MAPR

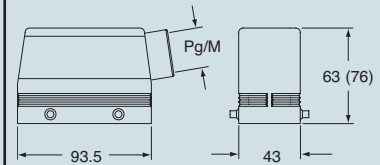


CHCR

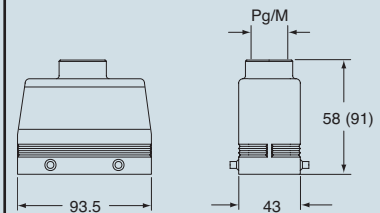


dimensions in mm

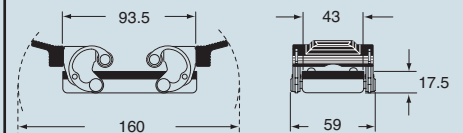
CHOR (CAOR) and MHOR (MAOR)



CHVR (CAVR) and MHVR (MAVR)



CHCR G



CALUS® Type 4/4X/12

dimensions indicated are not binding and may be changed without notice

size 77.27

inserts:		page
CD	40 poles + ⊕	43
CT, CTS *) (10A)	40 poles + ⊕	50
CDD	72 poles + ⊕	56
CQE	32 poles + ⊕	76
CN	16 poles + ⊕	82
CCE	16 poles + ⊕	90
CNE, CSE	16 poles + ⊕	91
CSS	16 poles + ⊕	100
CTE, CTSE *) (16A)	16 poles + ⊕	108
CMSE	6+2 (aux) poles + ⊕	116
CMCE	6+2 (aux) poles + ⊕	116
CME	6+2 (aux) poles + ⊕	117
CP	6 poles + ⊕	127
CX	6/36 and 12/2 poles + ⊕	130÷131
CX	4/0 and 4/2 poles + ⊕	132
MIXO	4 modules	137÷151

insert centre distance: 77.5 x 27 mm

*) only for enclosure CHIW 16

housings and cover

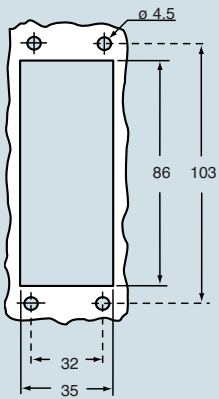


hoods and cover



description	part No.		entry		part No.		entry	
			Pg	M			Pg	M
bulkhead mounting, with levers	CHIW 16	---						
surface mounting, with levers, high construction	CAPW 16.21	21		MAPW 16.32	32			
cover with 4 pegs (for enclosures with 2 levers)	CHCW 16							
with pegs, side entry					CHOW 16	21	MHOW 16.25	25
with pegs, side entry					CAOW 16.29	29	MHOW 16.32	32
with pegs, side entry, high construction							MAOW 16.32	32
with pegs, side entry, high construction							MAOW 16.40	40
with pegs, top entry					CHVW 16	21	MHVW 16.25	25
with pegs, top entry							MHVW 16.32	32
with pegs, top entry, high construction					CAVW 16.29	29	MAVW 16.32	32
with pegs, top entry, high construction							MAVW 16.40	40
cover with 2 levers (for enclosures with 4 pegs)					CHCW 16 G			
with levers and gasket, top entry					CAVW 16 G29	29	MAVW 16 G32	32

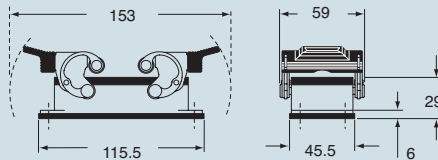
panel cut-out for bulkhead mounting housings in mm



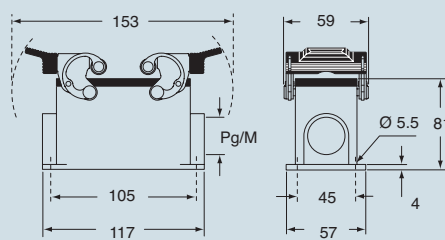
The covers for G versions cannot be used together with coding pins. If this application is required, please contact ILME SpA.

dimensions in mm

CHIW



CAPW and MAPW

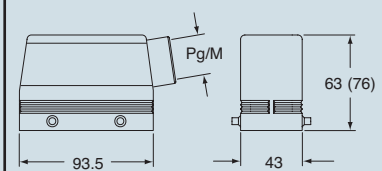


CHCW

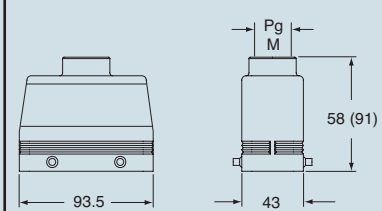


dimensions in mm

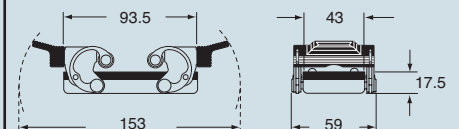
CHOW (CAOW) and MHOW (MAOW)



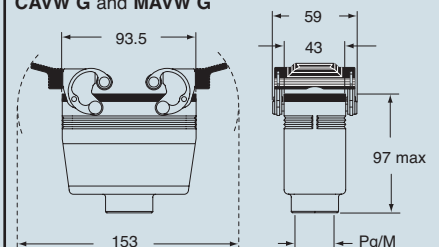
CHVW (CAVW) and MHVW (MAVW)



CHCW G



CAVW G and MAVW G



ILME® Type 4/4X/12

dimensions indicated are not binding and may be changed without notice


size 77.27



inserts:		page
CD	40 poles + ⊕	43
CT, CTS *) (10A)	40 poles + ⊕	50
CDD	72 poles + ⊕	56
CQE	32 poles + ⊕	76
CN	16 poles + ⊕	82
CCE	16 poles + ⊕	90
CNE, CSE	16 poles + ⊕	91
CSS	16 poles + ⊕	100
CTE, CTSE *) (16A)	16 poles + ⊕	108
CMSE	6+2 (aux) poles + ⊕	116
CMCE	6+2 (aux) poles + ⊕	116
CP	6 poles + ⊕	127
CX	6/36 and 12/2 poles + ⊕	130÷131
CX	4/0 and 4/2 poles + ⊕	132
MIXO	4 modules	137÷151

insert centre distance: 77.5 x 27 mm
 *) only for enclosure CHIS 16

housings and cover for electromagnetic compatibility

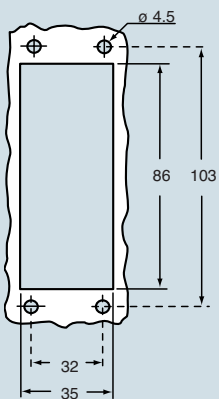


hoods and cover for electromagnetic compatibility



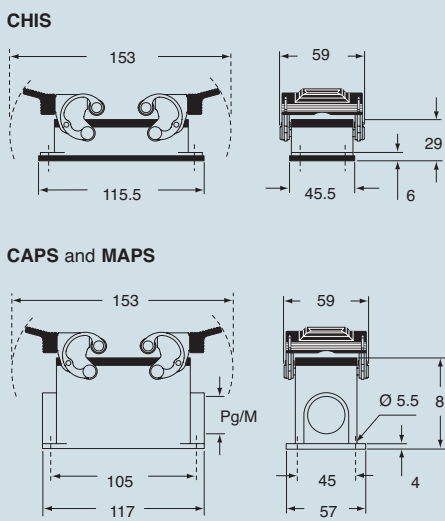
description	part No.		entry		part No.		entry	
			Pg	M			Pg	M
bulkhead mounting, with levers	CHIS 16	---						
surface mounting, with levers, high construction	CAPS 16.21	21	MAPS 16.32	32				
cover with 4 pegs (for enclosures with 2 levers)	CHCS 16							
with pegs, side entry					CHOS 16	21	MHOS 16.25	25
with pegs, side entry, high construction					CAOS 16.29	29	MHOS 16.32	32
with pegs, side entry, high construction							MAOS 16.32	32
with pegs, top entry					CHVS 16	21	MHVS 16.25	25
with pegs, top entry, high construction							MHVS 16.32	32
with pegs, top entry, high construction					CAVS 16.29	29	MAVS 16.32	32
with pegs, top entry, high construction							MAVS 16.40	40
cover with 2 levers (for enclosures with 4 pegs)					CHCS 16 G			

panel cut-out for bulkhead mounting housings in mm

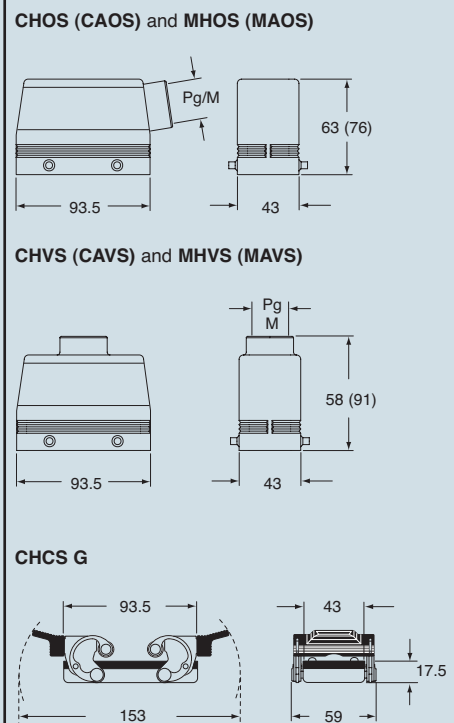


The covers for G versions cannot be used together with coding pins. If this application is required, please contact ILME SpA.

dimensions in mm



dimensions in mm



CALUS® Type 4/4X/12

dimensions indicated are not binding and may be changed without notice

X-ON Electronics

Largest Supplier of Electrical and Electronic Components

Click to view similar products for [Standard Circular Connector](#) category:

Click to view products by [ILME](#) manufacturer:

Other Similar products are found below :

[C015 10F006 001 1](#) [5M2530B10P](#) [600247N007](#) [600259N006](#) [600273N007](#) [600432N009](#) [6280-2PG-519](#) [6280-3PG-311](#) [6280-3SG-311](#)
[6280-7SG-3DC](#) [6280-7SG-522](#) [6282-5PG-311](#) [6282-6PG-519](#) [6282-8SG-311](#) [6283-11](#) [6283-15](#) [6290](#) [6293](#) [6382-2PG-311](#) [6382-2PG-3DC](#)
[6382-2SG-321](#) [6382-2SG-3DC](#) [6382-4SG-516](#) [67-03E20-37P](#) [681-PMG](#) [CXS3102A14S2P](#) [CXS3102A181S](#) [CXS3106A14S6S](#)
[D38999/20FC8SA L/C](#) [MB12P-1](#) [MB12R-6](#) [7251-2PG-300](#) [7251-2SG-300](#) [7251-4PG-300](#) [7251-4SG-300](#) [7251-5PG-300](#) [7251-5SG-300](#)
[7251-6SG-300](#) [7251-7PG-300](#) [7251-8PG-300](#) [7271-6SG-300](#) [7282-3PG-300-CH3](#) [73000005663](#) [75-190011-03P](#) [75-190216-08S](#) [75-190218-](#)
[10P](#) [75-214636-52P](#) [75-474118-10P](#) [75-474211-03P](#) [75-474218-19S](#)