



**Size 0603 (EIA) and/or 1608 (IEC)**  
**Rated inductance 1,0 to 220 nH**  
**Rated current 0,11 to 1,8 A**

**Construction**

- Copper-plated ceramic core
- Laser-cut winding, epoxy-coated

**Features**

- Extremely close tolerance of dimensions
- High resonance frequency
- Free of polarization effect
- Close inductance tolerance
- High mechanical stability
- Suitable for reflow (IR and vapor phase) and wave soldering

**Applications**

Resonant circuits, impedance matching for

- Mobile phones
- DECT systems
- Keyless entry
- GPS (Global Positioning System)
- Video cameras

**Terminals**

- Electro-plated, 2  $\mu\text{m}$  Ni, 10  $\mu\text{m}$  Sn (lead-free)
- Base material  $\text{Al}_2\text{O}_3$  ceramic with Cu layer

**Marking**

No marking on component

Minimum data on reel:

Manufacturer, part number, ordering code,  
 $L$  value and tolerance of  $L$  value,  
quantity, date of packing

**Delivery mode**

8-mm cardboard tape, wound on 180-mm  $\varnothing$  reel

Bulk case on request

For details on taping, packing and packing units refer to data book 2000 "Chokes and Inductors", page 151.

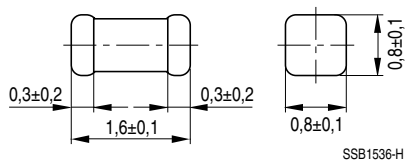


**General technical data**

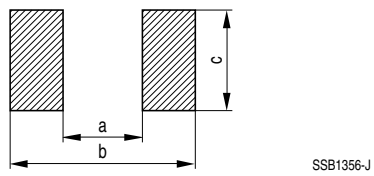
Rated inductance $L_R$	Measured with impedance analyzer HP 4291A and Agilent test fixture 16196 A at frequency $f_L$
Q factor $Q_{min}$ , $Q_{typ}$	Measured with impedance analyzer HP 4291A and Agilent test fixture 16196 A $Q_{min}$ measured at frequency $f_Q$
Rated current $I_R$	Maximum permissible dc with a temperature increase of $\leq 15$ K at rated temperature 125°C
Self-resonance frequency $f_{res, min}$	Measured with network analyzer HP 8720
DC resistance $R_{max}$	Measured at 20 °C ambient temperature, measuring current $< I_R$
Climatic category	55/125/56 (– 55°C/+ 125°C/56 days damp heat test) in accordance with IEC 60068-1
Solderability	(215 ± 3) °C, (3 ± 0,3) s wetting of soldering area: $\geq 95$ % in accordance with IEC 60068-2-58
Resistance to soldering heat	260 °C, 10 s in accordance with IEC 60068-2-58 $\Delta L/L: \leq \pm 3$ %
Permissible PCB bending	2 mm (100 mm long standard PCB)
Weight	Approx. 4 mg



**Dimensional drawing**



**Layout recommendation**



Dimensions (mm)

<i>a</i>	<i>b</i>	<i>c</i>
$0,9 \pm 0,1$	$2,3 \pm 0,3$	$0,8 \pm 0,1$



Characteristics and ordering codes

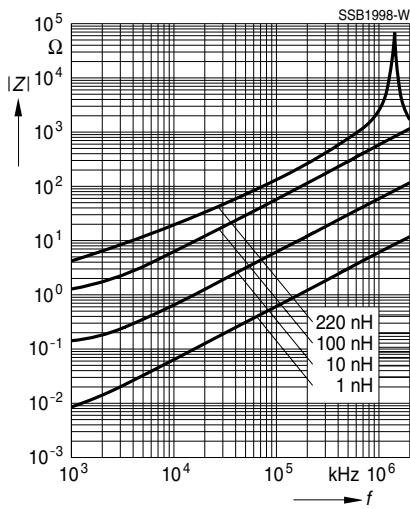
$L_R$ nH	Tolerance	$Q_{min}$	$Q_{typ}$ (at 800 MHz)	$f_L: f_Q$ MHz	$I_R$ A	$R_{max}$ $\Omega$	$f_{res, min}$ GHz	Ordering code <sup>1)2)</sup>
1,0	$\pm 0,3$ nH	7	60	100	1,8	0,02	16	B82496C3109+
1,2	$\triangleq A$	8	60	100	1,8	0,025	15	B82496C3129+
1,5	$\pm 0,2$ nH	8	50	100	1,5	0,03	13	B82496C3159+
1,8	$\triangleq Z$	12	50	100	1,5	0,033	12	B82496C3189+
2,2		14	50	100	1,5	0,035	10	B82496C3229+
2,7		14	40	100	1,4	0,04	10	B82496C3279+
3,3		14	40	100	1,2	0,06	9	B82496C3339+
3,9	$\pm 5\%$	14	40	100	1,1	0,065	8	B82496C3399+
4,7	$\triangleq J$	14	40	100	0,8	0,10	7	B82496C3479+
5,6	$\pm 0,2$ nH	14	40	100	0,7	0,15	6	B82496C3569+
6,8	$\triangleq Z$	14	40	100	0,7	0,15	6	B82496C3689+
8,2		14	40	100	0,65	0,18	6	B82496C3829+
10	$\pm 5\%$	14	40	100	0,6	0,20	5	B82496C3100+
12	$\triangleq J$	14	40	100	0,45	0,35	5	B82496C3120+
15	$\pm 2\%$	14	40	100	0,42	0,40	4,5	B82496C3150+
18	$\triangleq G$	14	40	100	0,40	0,45	4,0	B82496C3180+
22		14	40	100	0,38	0,50	4,0	B82496C3220+
27		14	35	100	0,36	0,55	3,0	B82496C3270+
33		14	35	100	0,35	0,60	3,0	B82496C3330+
39		14	35	100	0,30	0,80	2,5	B82496C3390+
47		14	35	100	0,27	0,95	2,5	B82496C3470+
56		14	35	100	0,25	1,2	2,5	B82496C3560+
68		14	35	100	0,23	1,3	2,0	B82496C3680+
82		14	35	100	0,22	1,5	2,0	B82496C3820+
100		14	30	100	0,20	1,8	1,8	B82496C3101+
120		5	30	25,2	0,16	3,0	1,8	B82496C3121+
150		5	30	25,2	0,13	5,0	1,6	B82496C3151+
180		4	25	25,2	0,12	6,0	1,4	B82496C3181+
220		4	25	25,2	0,11	7,0	1,3	B82496C3221+

Special values available on request.

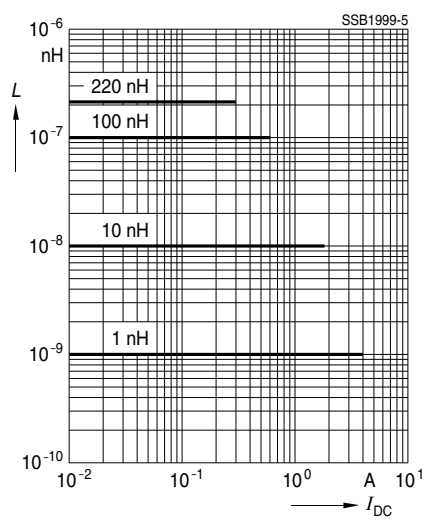
1) Replace the + by the code letter for the required inductance tolerance (see table).  
 2) Ordering code for cardboard tape/reel packing. For bulk case append code number »1«.  
 Example: B82496C3109A1



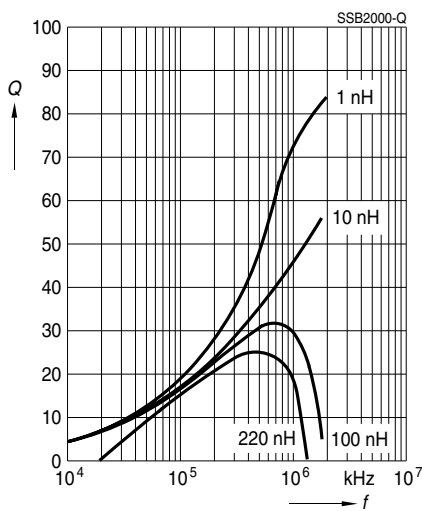
Impedance  $|Z|$   
versus frequency  $f$   
measured with impedance analyzer  
HP 4291A/16196A



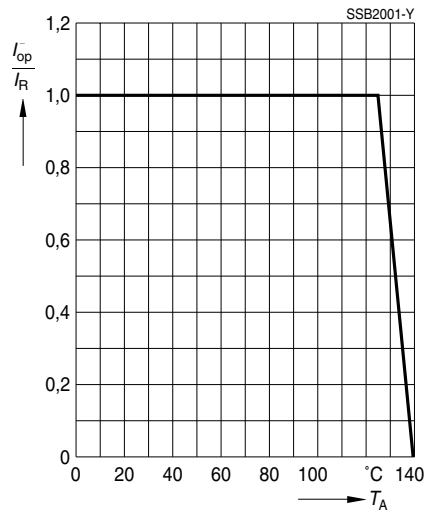
Inductance  $L$   
versus dc load current  $I_{DC}$   
measured with LCR meter  
HP 4275A



Q factor versus frequency  $f$   
measured with impedance analyzer  
HP 4291A/16196A



Current derating  $I_{op}/I_R$   
versus ambient temperature  $T_A$





SMT Inductors, SIMID Series

B82496-C

SIMID 0603-C

**Published by EPCOS AG**

**Corporate Communications, P.O. Box 80 17 09, 81617 Munich, GERMANY**

**☎ ++49 89 636 09, FAX (0 89) 636-2 26 89**

© EPCOS AG 2002. Reproduction, publication and dissemination of this brochure and the information contained therein without EPCOS' prior express consent is prohibited.

Purchase orders are subject to the General Conditions for the Supply of Products and Services of the Electrical and Electronics Industry recommended by the ZVEI (German Electrical and Electronic Manufacturers' Association), unless otherwise agreed.

This brochure replaces the previous edition.

For questions on technology, prices and delivery please contact the Sales Offices of EPCOS AG or the international Representatives.

Due to technical requirements components may contain dangerous substances. For information on the type in question please also contact one of our Sales Offices.

## X-ON Electronics

Largest Supplier of Electrical and Electronic Components

*Click to view similar products for [tdk manufacturer](#):*

Other Similar products are found below :

[VLF5012ST-1R0N2R5](#) [C3225X5R0J686M200AC](#) [VLF5014AT-150MR76](#) [VLF5014AT-6R8MR99](#) [CXA-2115](#) [MCZ1210AH301L2T](#)  
[78P7200-IH/F](#) [MLP2012S1R5TT](#) [ACH3218-682-TD01](#) [ACT45B-KIT](#) [NL565050T-822J-PF](#) [C1005JB1H471K050BA](#)  
[C1608CH1H151J080AA](#) [C2012JB1H105K125AB](#) [C4532NP01H154J250KA](#) [CD75-B2GA331KYGKA](#) [CLF10040T-221M](#) [CLF12555T-](#)  
[220M](#) [MLF1005LR12K](#) [MLP2520S1R0ST](#) [MLP2520S1R5MT](#) [VLS252015T-3R3M1R0](#) [VLS4012T-150MR65](#) [ZCAT-KIT](#) [MPZ2012-KIT](#)  
[NLV32T-R27J-EFD](#) [CKCM25C0G2A101K060AK](#) [CLF10040T-4R7N](#) [WTM505090-10K2-5V-G1](#) [VLS252010HBX-R24M-1](#)  
[CGJ2B2X7R1C222K](#) [CGA9M1X7T2J334K](#) [CGA8P3X7T2E105M/SOFT](#) [CGA6J4C0G2J392J](#) [CGA6M3X7R2E154K](#) [CGA3E3C0G2E181J](#)  
[CGA2B2C0G1H331J](#) [CEU-AC01-E6-KIT](#) [CERB3UX5R0G105M](#) [RLF12545T-100M5R1-PF](#) [CCT406393-600-36-02](#) [PFC3819QM-](#)  
[181K09B-00](#) [VLF3010AT-100MR49](#) [MMZ0603D330C](#) [MPZ2012S102ATD25](#) [MLG1608B18NJ](#) [UHV-251A](#) [FHV-11AN](#) [FHV-5AN](#)  
[FK26X7R2J333K](#)