

PCB terminal block - MKDS 5N HV/ 2-ZB-6,35 - 1777545

Please be informed that the data shown in this PDF Document is generated from our Online Catalog. Please find the complete data in the user's documentation. Our General Terms of Use for Downloads are valid (<http://phoenixcontact.com/download>)



PCB terminal block, Nominal current: 41 A, Nom. voltage: 1000 V, Pitch: 6.35 mm, Number of positions: 2, Connection method: Screw connection with tension sleeve, Mounting: Wave soldering, Conductor/PCB connection direction: 0 °, Color: green

The illustration shows the 5-pos. version

Why buy this product

- Well-known connection principle allows worldwide use
- Low temperature rise, thanks to maximum contact force
- Allows connection of two conductors
- Unrestricted 600-V-UL approval thanks to compact zig-zag pinning



Key Commercial Data

| | |
|--------------------------------------|---|
| Packing unit | 50 pc |
| Minimum order quantity | 50 pc |
| GTIN |  4 046356 522328 |
| Weight per Piece (excluding packing) | 0.00637 kg |
| Custom tariff number | 85369010 |
| Country of origin | Poland |

Technical data

Dimensions

| | |
|--------------------------|--------------|
| Length | 15.85 mm |
| Pitch | 6.35 mm |
| Dimension a | 6.35 mm |
| Width | 12.7 mm |
| Constructional height | 27 mm |
| Height | 32 mm |
| Length of the solder pin | 5 mm |
| Pin dimensions | 0,9 x 0,9 mm |
| Pin spacing | 9 mm |

PCB terminal block - MKDS 5N HV/ 2-ZB-6,35 - 1777545

Technical data

Dimensions

| | |
|---------------|--------|
| Hole diameter | 1.3 mm |
|---------------|--------|

General

| | |
|--|-------------------|
| Range of articles | MKDS 5 N HV |
| Insulating material group | I |
| Rated surge voltage (III/3) | 8 kV |
| Rated surge voltage (III/2) | 8 kV |
| Rated surge voltage (II/2) | 8 kV |
| Rated voltage (III/3) | 800 V |
| Rated voltage (III/2) | 1000 V |
| Rated voltage (II/2) | 1000 V |
| Connection in acc. with standard | EN-VDE |
| Nominal current I_N | 41 A |
| Nominal cross section | 4 mm ² |
| Maximum load current | 41 A |
| Insulating material | PA |
| Solder pin surface | Sn |
| Flammability rating according to UL 94 | V0 |
| Stripping length | 8 mm |
| Number of positions | 2 |
| Screw thread | M3 |
| Tightening torque, min | 0.5 Nm |
| Tightening torque max | 0.6 Nm |

Connection data

| | |
|---|----------------------|
| Conductor cross section solid min. | 0.2 mm ² |
| Conductor cross section solid max. | 6 mm ² |
| Conductor cross section flexible min. | 0.2 mm ² |
| Conductor cross section flexible max. | 4 mm ² |
| Conductor cross section flexible, with ferrule without plastic sleeve min. | 0.25 mm ² |
| Conductor cross section flexible, with ferrule without plastic sleeve max. | 4 mm ² |
| Conductor cross section flexible, with ferrule with plastic sleeve min. | 0.25 mm ² |
| Conductor cross section flexible, with ferrule with plastic sleeve max. | 4 mm ² |
| Conductor cross section AWG min. | 24 |
| Conductor cross section AWG max. | 10 |
| 2 conductors with same cross section, solid min. | 0.2 mm ² |
| 2 conductors with same cross section, solid max. | 1.5 mm ² |
| 2 conductors with same cross section, stranded min. | 0.2 mm ² |
| 2 conductors with same cross section, stranded max. | 1.5 mm ² |
| 2 conductors with same cross section, stranded, ferrules without plastic sleeve, min. | 0.25 mm ² |

PCB terminal block - MKDS 5N HV/ 2-ZB-6,35 - 1777545

Technical data

Connection data

| | |
|---|----------------------|
| 2 conductors with same cross section, stranded, ferrules without plastic sleeve, max. | 0.75 mm ² |
| 2 conductors with same cross section, stranded, TWIN ferrules with plastic sleeve, min. | 0.5 mm ² |
| 2 conductors with same cross section, stranded, TWIN ferrules with plastic sleeve, max. | 2.5 mm ² |

Standards and Regulations

| | |
|--|--------|
| Connection in acc. with standard | EN-VDE |
| | CUL |
| Flammability rating according to UL 94 | V0 |

Classifications

eCl@ss

| | |
|------------|----------|
| eCl@ss 4.0 | 27141109 |
| eCl@ss 4.1 | 27141109 |
| eCl@ss 5.0 | 27141190 |
| eCl@ss 5.1 | 27141190 |
| eCl@ss 6.0 | 27261101 |
| eCl@ss 7.0 | 27440401 |
| eCl@ss 8.0 | 27440401 |
| eCl@ss 9.0 | 27440401 |

ETIM

| | |
|----------|----------|
| ETIM 3.0 | EC001121 |
| ETIM 4.0 | EC002643 |
| ETIM 5.0 | EC002643 |

UNSPSC

| | |
|---------------|----------|
| UNSPSC 6.01 | 30211801 |
| UNSPSC 7.0901 | 39121432 |
| UNSPSC 11 | 39121432 |
| UNSPSC 12.01 | 39121432 |
| UNSPSC 13.2 | 39121432 |

Approvals

Approvals

Approvals

SEV / CCA / EAC / cULus Recognized

PCB terminal block - MKDS 5N HV/ 2-ZB-6,35 - 1777545

Approvals

Ex Approvals

Approvals submitted

Approval details

| | |
|----------------------------|--------|
| SEV | |
| mm ² /AWG/kcmil | 4 |
| Nominal voltage UN | 1000 V |

| | |
|----------------------------|--------|
| CCA | |
| mm ² /AWG/kcmil | 4 |
| Nominal voltage UN | 1000 V |

| |
|-----|
| EAC |
|-----|

| |
|--|
| cULus Recognized  |
|--|

Accessories

Accessories

Labeled terminal marker

Marker card - SK 6,2/3,8:FORTL.ZAHLEN - 0804374



Marker card, Card, white, labeled, Horizontal: Consecutive numbers 1 - 10, 11 - 20, etc. up to 91 - (99)100, Mounting type: Adhesive, for terminal block width: 6.2 mm, Lettering field: 6.2 x 3.8 mm

Marker card - SK 3,8 REEL P6,2 WH CUS - 0825126



Marker card, can be ordered: By card, white, labeled according to customer specifications, Mounting type: Adhesive, for terminal block width: 6.2 mm, Lettering field: continuous x 3.8 mm

PCB terminal block - MKDS 5N HV/ 2-ZB-6,35 - 1777545

Accessories

Screwdriver tools

Screwdriver - SZS 0,6X3,5 - 1205053



Actuation tool, for ST terminal blocks, insulated, also suitable for use as a bladed screwdriver, size: 0.6 x 3.5 x 100 mm, 2-component grip, with non-slip grip

Terminal marking

Marker card - SK U/3,8 WH:UNBEDRUCKT - 0803906



Marker card, Sheet, white, unlabeled, can be labeled with: Plotter, Office printing systems, Mounting type: Adhesive, Lettering field: 186 x 3.8 mm

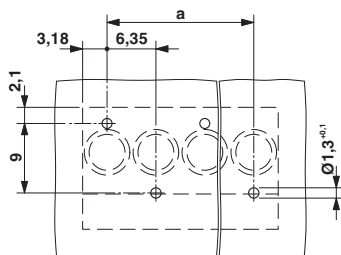
Marker strip - SK 3,8 WH:REEL - 0805218



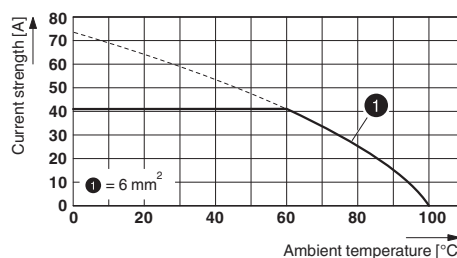
Marker strip, Roll, white, unlabeled, can be labeled with: THERMOMARK ROLL, THERMOMARK X, THERMOMARK S1.1, THERMOMARK ROLL X1, Mounting type: Adhesive, Lettering field: continuous x 3.8 mm

Drawings

Drilling diagram



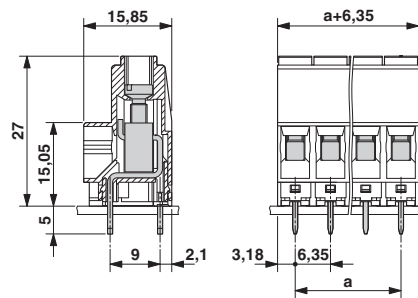
Diagram



Type: MKDS 5N HV/...-ZB-6,35
Tested in accordance with DIN EN 60512-5-2:2003-01
Reduction factor = 1
Number of positions: 5

PCB terminal block - MKDS 5N HV/ 2-ZB-6,35 - 1777545

Dimensional drawing



X-ON Electronics

Largest Supplier of Electrical and Electronic Components

Click to view similar products for [Pluggable Terminal Blocks](#) category:

Click to view products by [Phoenix Contact](#) manufacturer:

Other Similar products are found below :

[57.404.7553](#) [57.504.0053.7](#) [57.510.0053](#) [57.910.6153](#) [01.112.1453](#) [CTB932VE/6](#) [MC 1.5/ 6-ST-3.5 GY AU](#) [ET02015000J0G](#) [734-104](#) [734-302](#) [734-304](#) [8-141-P](#) [FKCT 2.5/ 3-ST KMGY](#) [860505](#) [860508](#) [860516](#) [860810](#) [861908](#) [GBPACX-12](#) [93.731.4953.0](#) [PV05-5,08-K](#) [PVP02-5,00](#) [PVP04-3,50](#) [PVS02-5,00](#) [1-1986160-3](#) [H-10](#) [1546228-5](#) [ELFH09150](#) [ELFH16150](#) [ELFP03110](#) [ELFT06250](#) [ELFT07250](#) [ELVF09400](#) [ELVP03100](#) [ELXH03100](#) [ELXH071G0E](#) [ELXP041G0](#) [ELXT046G0](#) [1700101](#) [1700410](#) [1700425](#) [1703176](#) [1705229](#) [1710175](#) [1714537](#) [1717806](#) [1719600](#) [1729386](#) [1734692](#) [1734795](#)