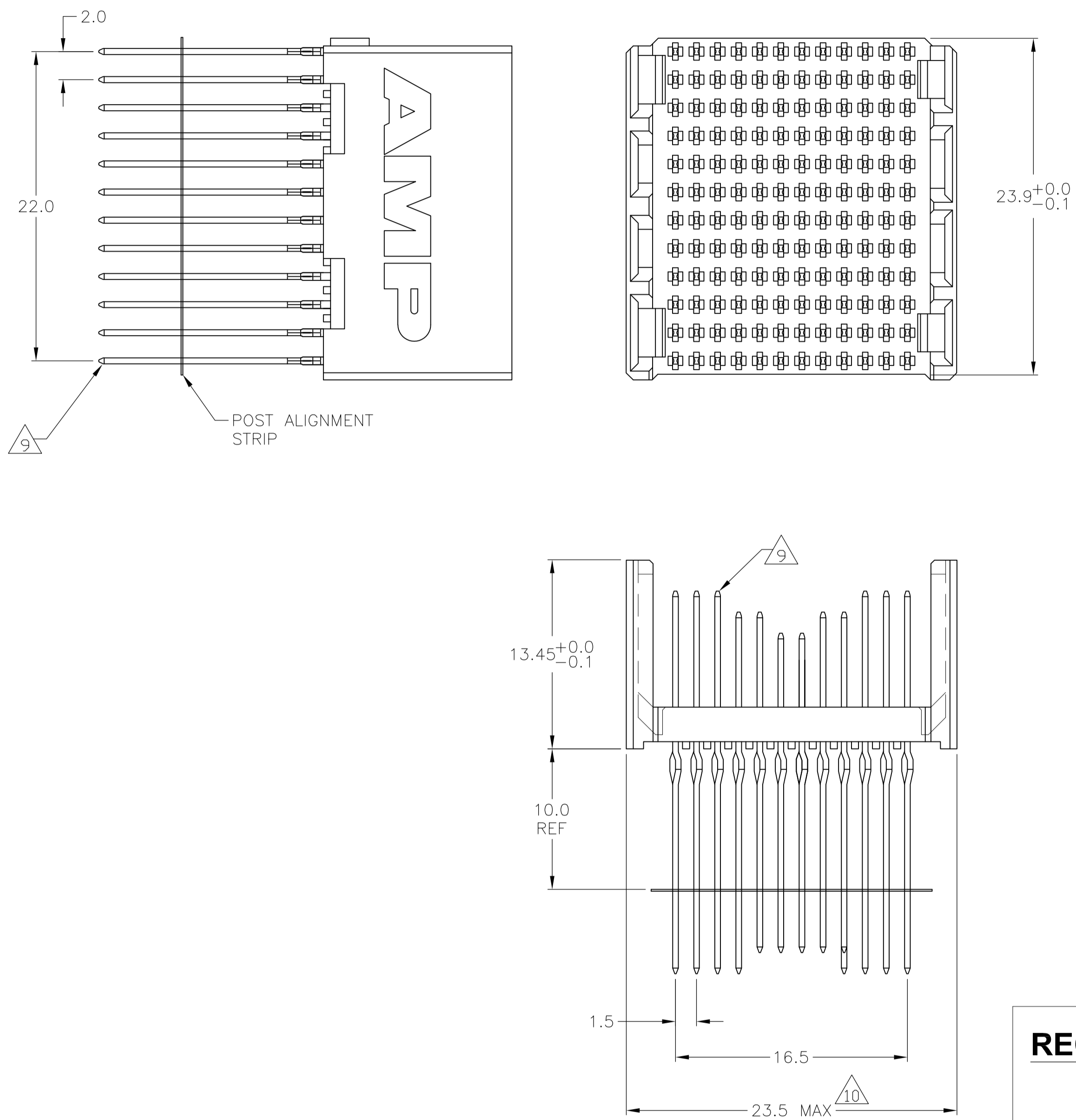
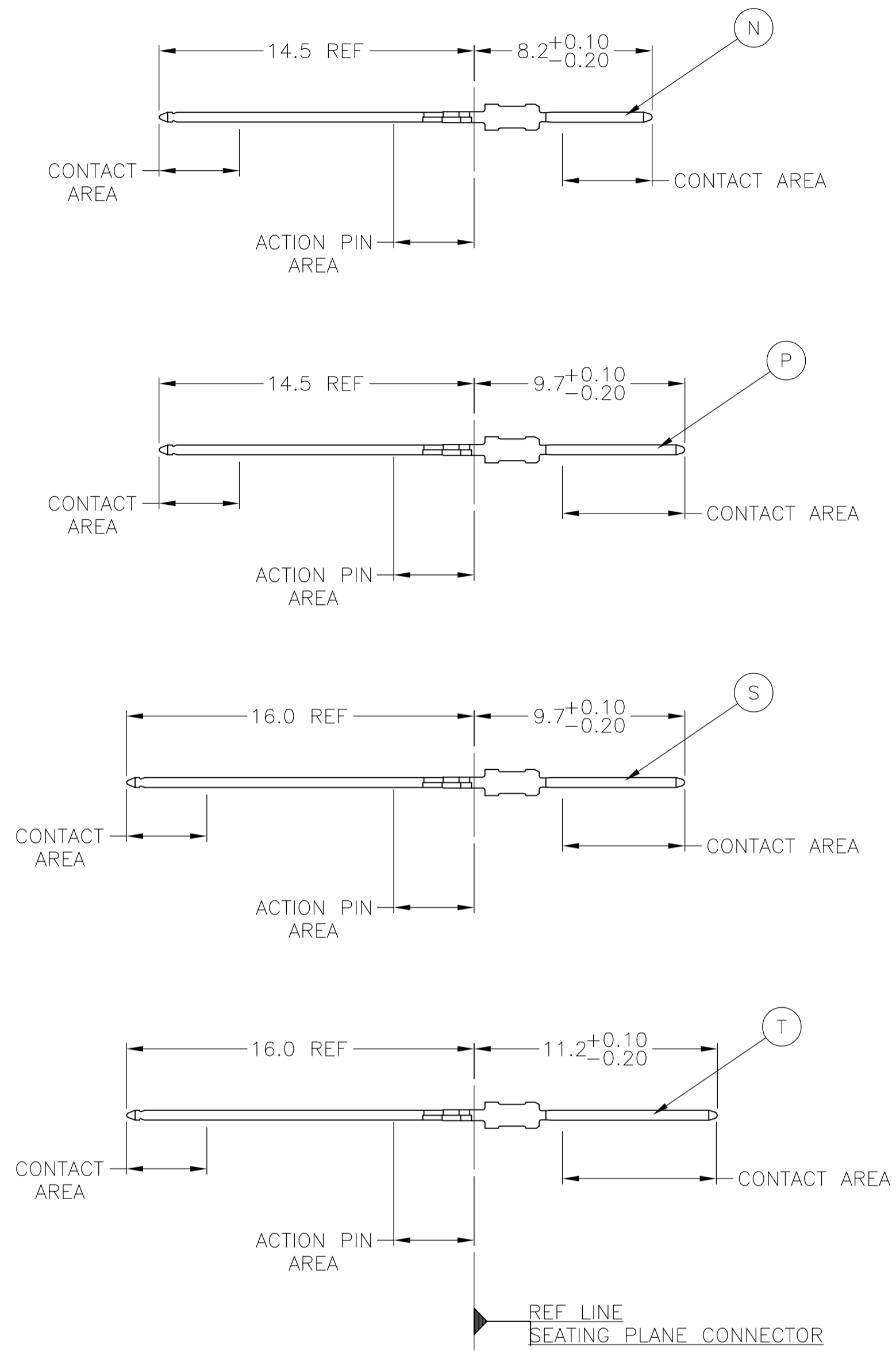


CONNECTOR ASSEMBLY EXAMPLARY LOADED 8



CONTACT DIMENSIONS

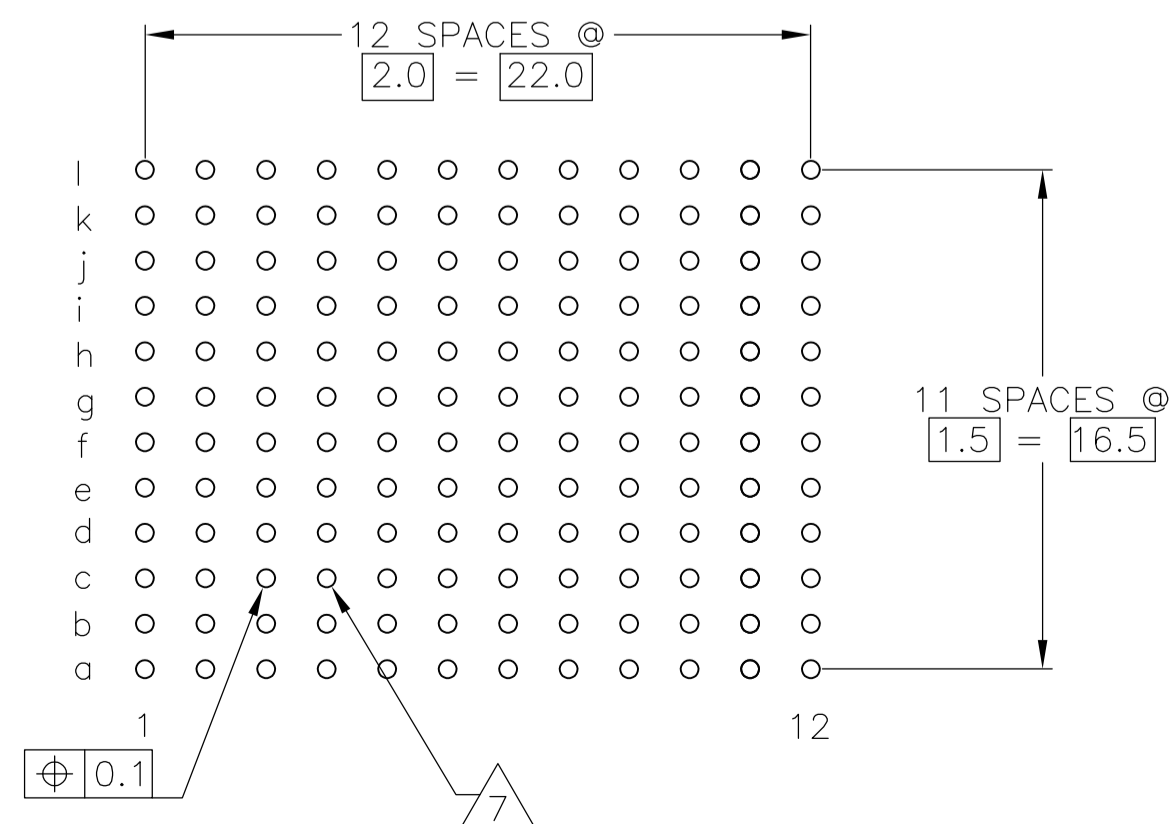
SCALE 5:1



CONTACT LAYOUT

	a	b	c	d	e	f	g	h	i	j	k	l
1	T	T	T	P	N	N	P	S	T	T	T	T
2	T	T	T	S	P	N	N	P	P	T	T	T
3	T	T	T	P	P	N	N	P	S	T	T	T
4	T	T	T	S	P	N	N	P	P	T	T	T
5	T	T	T	P	P	N	N	P	S	T	T	T
6	T	T	T	S	P	N	N	P	P	T	T	T
7	T	T	T	P	P	N	N	P	S	T	T	T
8	T	T	T	S	P	N	N	P	P	T	T	T
9	T	T	T	P	P	N	N	P	S	T	T	T
10	T	T	T	S	P	N	N	P	P	T	T	T
11	T	T	T	P	P	N	N	P	S	T	T	T
12	T	T	T	S	P	N	N	P	P	T	T	T

RECOMMENDED PCB-HOLE LAYOUT COMPONENT SIDE SHOWN



PLATED THRU HOLES PARAMETERS

REFERENCE APPLICATION SPECIFICATION

2 6 11	1-5120823-9
2 5 11	5120823-9
2 4	5120823-4
2 3	5120823-1
FINISH	PART NUMBER

THIS DRAWING IS A CONTROLLED DOCUMENT.		DIN B CARBO 02JUN05		Tyco Electronics Corporation Harrisburg, Pa 17105-3608	
DIMENSIONS: mm		GSKIPPER 02JUN05		NAME	
TOLERANCES UNLESS OTHERWISE SPECIFIED:		GSKIPPER 02JUN05		MALE ASSEMBLY, Z-PACK 2mm HM, TYPE B, 12 ROW	
0-PLC ±		PRODUCT SPEC		108-1738	
1-PLC ± 0.1		APPLICATION SPEC		114-1132	
2-PLC ±		WEIGHT		A1 00779 5120823	
3-PLC ±		CUSTOMER DRAWING		SCALE 4:1 SHEET 1 OF 2 REV C	
4-PLC ±					
ANGLES ±					
FINISH SEE TABLE					

LOC		DIST		REVISIONS			
P	LTR	DESCRIPTION	DATE	DN	APVO		
AD	00	SEE SHEET 1					

- 1 MATERIAL:
CONTACT: PHOSPHOR BRONZE.
HOUSING: GLASS-FILLED POLYESTER.
- 2 GENERAL PLATING SPECIFICATION: UNDERPLATING
(ENTIRE CONTACT): 1.27µm MIN NICKEL AND ACTION
PIN: 0.5µm MIN TIN.
FOR PLATING OF MATING SURFACES SEE APPLICABLE
SPECIFICATION REFERENCE FOR EACH DASH NUMBER.
- 3 CONFORMS TO ALL TESTING ACCORDING TO IEC 61076-4-101
PERFORMANCE LEVEL 2.
- 4 CONFORMS TO ALL TESTING ACCORDING TO IEC 61076-4-101
PERFORMANCE LEVEL 1.
- 5 CONNECTOR TESTED AND QUALIFIED AGAINST TELCORDIA GR-1217-CORE QUALITY LEVEL 3,
CENTRAL OFFICE APPLICATIONS.
- 6 CONNECTOR TESTED AND QUALIFIED AGAINST TELCORDIA GR-1217-CORE QUALITY LEVEL 3,
UNCONTROLLED ENVIROMENT APPLICATIONS.
- 7 PLATED-THROUGH HOLES AT 2x2mm SQUARE GRID
PATTERN DEFINED BY CONTACT LAYOUT.
- 8 FOR ACTUAL PIN LOADING SEE "CONTACT LAYOUT".
- 9 FOR ACTUAL PIN DIMENSIONS SEE "CONTACT DIMENSIONS".
- 10 TO BE MEASURED AT BOTTOM OF SHROUD.
- 11 CONNECTOR LUBRICATED WITH BELCORE APPROVED LUBRICANT,
TECHNICAL REFERENCE: TR-NWT-001217 ISSUE 1, SEP 1992.

THIS DRAWING IS A CONTROLLED DOCUMENT.		DIN B CARBO 02JUN05		Tyco Electronics Corporation Harrisburg, Pa 17105-3608	
DIMENSIONS: mm		TOLERANCES UNLESS OTHERWISE SPECIFIED: 0-PLC ± 1-PLC ± 0.1 2-PLC ± 3-PLC ± 4-PLC ± ANGLES		APVO G SKIPPER 02JUN05 NAME MALE ASSEMBLY, Z-PACK 2mm HM, TYPE B, 12 ROW	
MATERIAL SEE SHEET 1		FINISH SEE SHEET 1		PRODUCT SPEC 108-1738 APPLICATION SPEC 114-1132	
		WEIGHT -		SIZE CAGE CODE DRAWING NO A1 00779 C=5120823	
		CUSTOMER DRAWING		RESTRICTED TO SCALE 4:1 SHEET 2 OF 2 REV C	

X-ON Electronics

Largest Supplier of Electrical and Electronic Components

Click to view similar products for [Hard Metric Connectors](#) category:

Click to view products by [TE Connectivity](#) manufacturer:

Other Similar products are found below :

[10146110-VR5C](#) [6345127-1](#) [646916-9](#) [6469658-1](#) [853016](#) [973108](#) [1-2000713-0](#) [1-2000713-2](#) [1-2000713-3](#) [120646-1](#) [134187](#) [1645343-1](#)
[1645456-1](#) [1645564-3](#) [1645594-1](#) [1645601-1](#) [1934822-1](#) [2000829-2](#) [2000985-2](#) [223085-1](#) [278071110010833](#) [1645179-1](#) [1645245-1](#)
[1645457-1](#) [1645525-1](#) [1645570-1](#) [1645596-1](#) [17-8072-125-000-863+](#) [1857470-1](#) [1934275-1](#) [1934289-1](#) [1934759-1](#) [2000670-2](#) [2000673-1](#)
[2000843-2](#) [2000984-2](#) [204975](#) [2170292-2](#) [2-536642-6](#) [3-100668-0](#) [3-106015-1](#) [352188-1](#) [352629-1](#) [3-646346-0](#) [3-646356-0](#) [3-646457-0](#) [3-646529-0](#) [3-646530-0](#) [5120823-1](#) [5120899-1](#)