

6

5

4

3

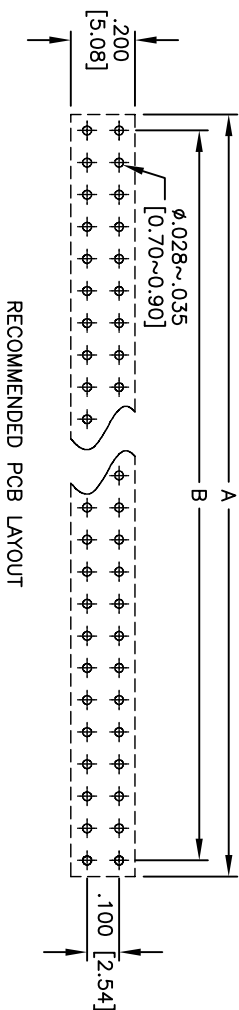
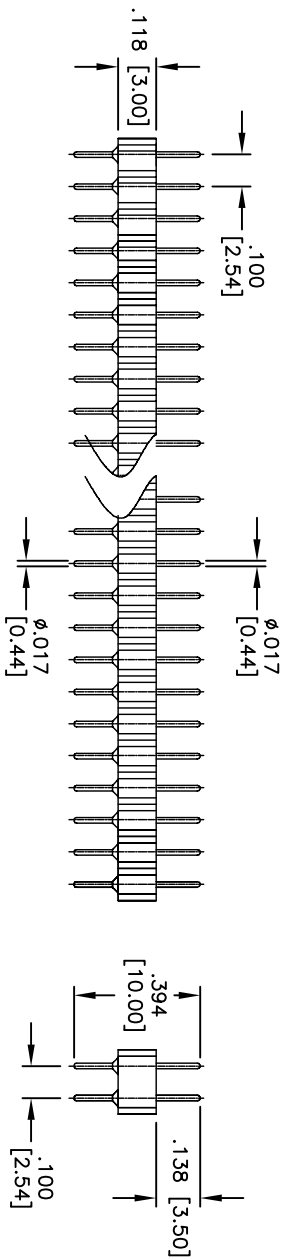
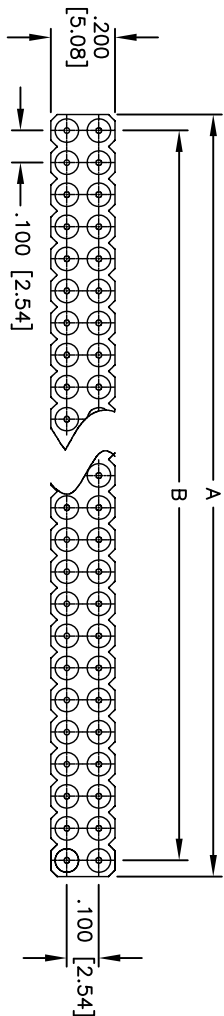
2

1

APPROVED: _____

DATE: _____ TITLE: _____

Rev	AWO #	Description	Date	Appr
-		RELEASED	6/09/10	
A		REDRAWN	9/18/12	



RECOMMENDED PCB LAYOUT

SPECIFICATIONS:

- Material: Polyamide, glass reinforced, rated UL 94V-0
- Insulator color: Black
- Pin (Our Sleeve): Brass
- Plating: Gold flash over Nickel underplate overall.
- Electrical: Voltage rating: 100V RMS/150 VDC
- Current rating: 3 Amp max
- Insulation resistance: 10000MΩ min @ 500VAC
- Temperature Rating: Operating temperature: -40°C to +105°C
- Environmental: Lead free, RoHS compliant

Positions: 2 thru 80
 A = .100 [2.54] x No. of Positions per Row
 B = .100 [2.54] x No. of Spaces

ADAM TECH

909 Rahway Avenue, Union, NJ 07083
 Phone: 908-687-5000 Fax: 908-687-5710

TITLE: SCREW MACHINE TERMINAL STRIP- DUAL ROW
 STRAIGHT, .100" PITCH, GOLD PLATED

UNLESS OTHERWISE SPECIFIED ALL DIMENSIONS ARE IN INCHES [MM]	
TOLERANCES: EXCEPT AS NOTED	
INCHES	HOLDS
.X ± .10	ØX ± .10
.XX ± .020	ØXXX ± .015
.XXX ± .015	ØXXX ± .010
APPROVALS	DATE
DRAWN	DY
CHECKED	6/09/10
APPROVED	

SIZE	PART NO.	REV.
X	MCT-2-XX-1-G	A
REF: S00007T	SCALE: NTS	SHEET 1 OF 1

6

5

4

3

2

1



X-ON Electronics

Largest Supplier of Electrical and Electronic Components

Click to view similar products for [IC & Component Sockets](#) category:

Click to view products by [Adam](#) manufacturer:

Other Similar products are found below :

[714-43-102-31-012000](#) [0066-3-17-15-30-14-02-0](#) [0134-0-15-15-32-27-04-0](#) [614-DG5](#) [6527-0-00-15-00-00-03-0](#) [670](#) [672](#) [673](#) [712-93-120-41-001000](#) [714-93-104-31-018000](#) [8059-4G1-LF](#) [807-22-001-10-001101](#) [807-22-001-10-003101](#) [807-22-001-10-004101](#) [807-22-001-10-006101](#) [807-22-001-30-011101](#) [807-22-001-30-012101](#) [807-22-001-30-013101](#) [807-22-001-30-014101](#) [8-1437531-4](#) [8150-6P10](#) [833-93-034-10-001000](#) [835-43-014-10-001000](#) [851-41-006-10-001000](#) [851-43-008-20-001000](#) [851-43-014-20-001000](#) [851-93-006-20-001000](#) [851-93-010-20-001000](#) [852-10-026-10-001000](#) [853-43-020-10-001000](#) [86.010.0053.0](#) [116-43-306-41-003000](#) [116-43-308-41-007000](#) [116-87-308-41-007101](#) [PX-68LCC](#) [PX-84LCC](#) [121-13-318-41-001000](#) [121-13-320-41-001000](#) [121-13-308-41-001000](#) [123-43-314-41-801000](#) [123-43-420-41-001000](#) [123-43-636-41-001000](#) [123-87-320-41-001101](#) [122-13-316-41-001000](#) [123-13-624-41-001000](#) [123-43-306-41-001000](#) [123-43-322-41-801000](#) [123-43-428-41-001000](#) [123-43-624-41-001000](#) [12-3513-11](#)