


5 x 20mm Fuses

GMD Series, Time-Delay, Glass Tube

Description

- Time-delay, low breaking capacity
- Optional axial leads available
- 5 x 20mm physical size
- Nickel-plated brass endcap construction
- Designed to UL/CSA 248-14



| Electrical Characteristics | | |
|----------------------------|-----------------|--|
| Rated Current | % of Amp Rating | Opening Time |
| 100mA - 4A | 100% | None |
| | 135% | 60 minutes maximum |
| | 200% | 5 seconds minimum 2 minutes maximum |

Agency Information

- UL Listed, Guide JDYX, File E19180
- UL Recognition Card (4A), Guide JDYX2, File E19180
- CSA Certified, Class 1422-01, File 53787
- PSE/JET, File 1641-31003-1001

Ordering

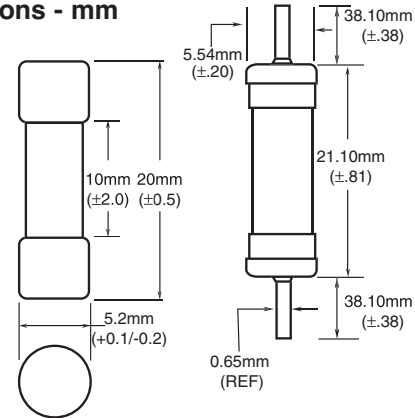
Specify product code

- Insert packaging code prefix before part number. E.g. BK/GMD-250-R

Specify option code if desired

- For axial leads, insert "V" between catalog series and amp rating. E.g. BK/GMD-V-250-R

Dimensions - mm



- With TR2 packaging code, lead wire length is 19.05mm

Specifications

| Part Number | Voltage Rating Vac | Interrupting Rating (amps) at Rated Voltage (50Hz) | | Typical DC Cold Resistance (Ω)** | Typical Melting I ^t (amps)† | Typical Voltage Drop (mV)‡ | Agency Approvals | | |
|-------------|--------------------|--|---------|----------------------------------|--|----------------------------|------------------|---------|-----|
| | | 250 Vac | 125 Vac | | | | UL | PSE JET | CSA |
| GMD-125-R | 250 | 35 | 10,000 | 8.125 | 0.043 | 1600 | X | | X |
| GMD-150-R | 250 | 35 | 10,000 | 6.065 | 0.046 | 1200 | X | | X |
| GMD-200-R | 250 | 35 | 10,000 | 5.190 | 0.200 | 1100 | X | | X |
| GMD-250-R | 250 | 35 | 10,000 | 3.455 | 0.4 | 950 | X | | X |
| GMD-300-R | 250 | 35 | 10,000 | 3.215 | 0.650 | 800 | X | | X |
| GMD-315-R | 250 | 35 | 10,000 | 2.400 | 0.890 | 750 | X | | X |
| GMD-375-R | 250 | 35 | 10,000 | 1.625 | 0.890 | 650 | X | | X |
| GMD-400-R | 250 | 35 | 10,000 | 1.505 | 1.2 | 600 | X | | X |
| GMD-500-R | 250 | 35 | 10,000 | 1.0645 | 1.4 | 550 | X | | X |
| GMD-600-R | 250 | 35 | 10,000 | 0.948 | 3.1 | 450 | X | | X |
| GMD-630-R | 250 | 35 | 10,000 | 0.629 | 3.1 | 450 | X | | X |
| GMD-750-R | 250 | 35 | 10,000 | 0.4425 | 4.7 | 410 | X | | X |
| GMD-800-R | 250 | 35 | 10,000 | 0.4475 | 6.6 | 380 | X | | X |
| GMD-1-R | 250 | 35 | 10,000 | 0.3065 | 12 | 310 | X | X | X |
| GMD-1.2-R | 250 | 100 | 10,000 | 0.299 | 16 | 280 | X | X | X |
| GMD-1.25-R | 250 | 100 | 10,000 | 0.1995 | 16 | 245 | X | X | X |
| GMD-1.5-R | 250 | 100 | 10,000 | 0.158 | 25 | 240 | X | X | X |
| GMD-1.6-R | 250 | 100 | 10,000 | 0.124 | 27 | 220 | X | X | X |
| GMD-2-R | 250 | 100 | 10,000 | 0.107 | 42 | 200 | X | X | X |
| GMD-2.5-R | 250 | 100 | 10,000 | 0.0905 | 94 | 195 | X | X | X |
| GMD-3-R | 250 | 100 | 10,000 | 0.0655 | 145 | 190 | X | X | X |
| GMD-4-R | 250 | 200 | 10,000 | 0.048 | 300 | 190 | UR | X | |

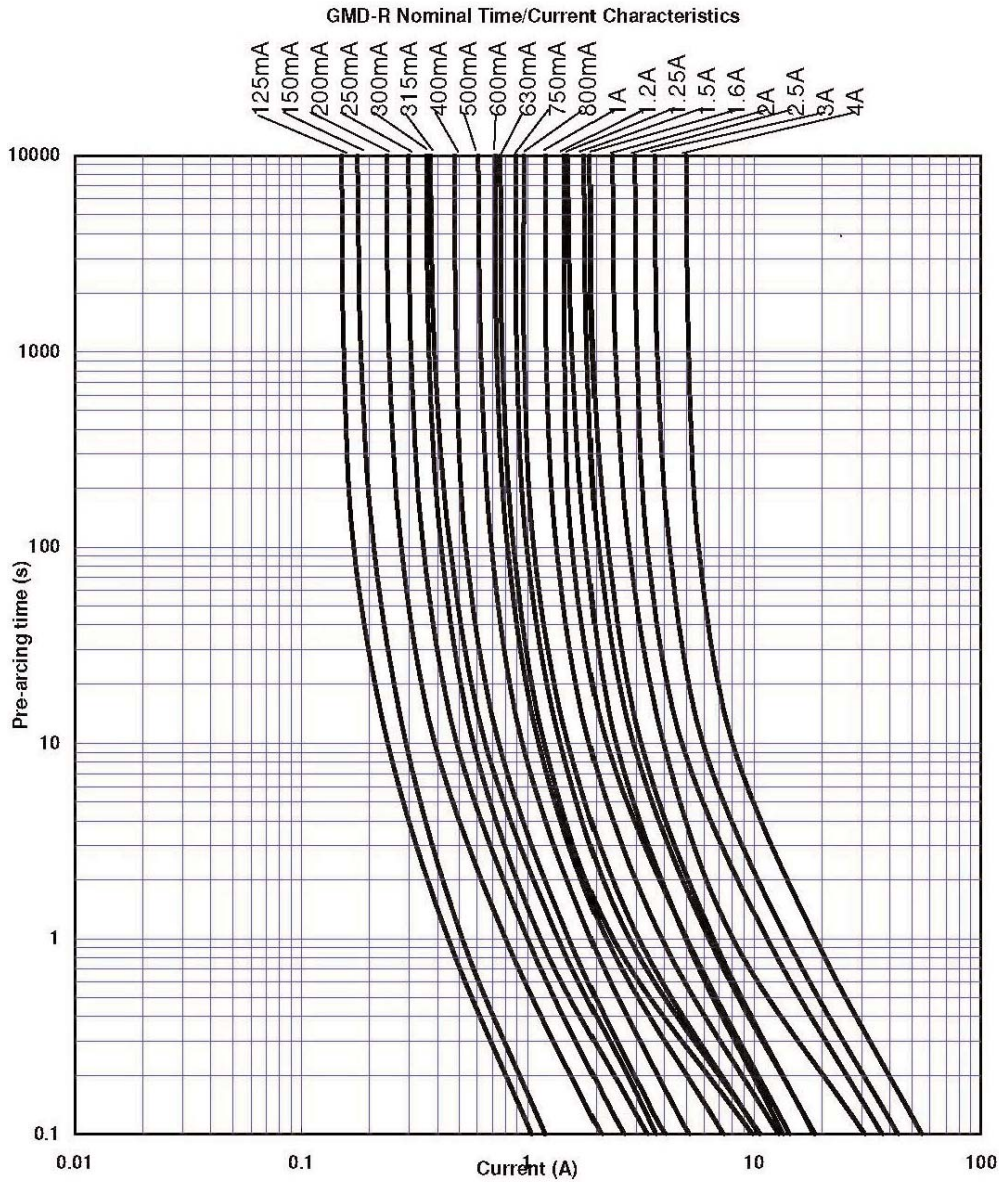
* Interrupting ratings (Interrupting ratings for 125mA - 3A were measured at 70% - 80% power factor on AC. The interrupting ratings for 4A were measured at 100% power factor on AC)

** Typical DC Cold Resistance (measured at <10% of rated current)

† Typical Melting I^t (I^t was measured at listed interrupting rating and rated voltage)

‡ Typical Voltage Drop (voltage drop was measured at 20°C ambient temperature at rated current)

Time-Current Curve



Packaging Code

| Packaging Prefix | Description |
|------------------|---|
| BK | 100 fuses packed into a cardboard carton |
| BK1 | 1,000 fuses packed into a poly bag |
| TR2 | 1,500 fuses packed into tape on a reel (19.05mm lead wire length) |

Option Code

| Option Code | Description |
|-------------|---|
| V | Axial leads - copper tinned wire with nickel plated brass endcaps |

The only controlled copy of this Data Sheet is the electronic read-only version located on the Cooper Bussmann Network Drive. All other copies of this document are by definition uncontrolled. This bulletin is intended to clearly present comprehensive product data and provide technical information that will help the end user with design applications. Cooper Bussmann reserves the right, without notice, to change design or construction of any products and to discontinue or limit distribution of any products. Cooper Bussmann also reserves the right to change or update, without notice, any technical information contained in this bulletin. Once a product has been selected, it should be tested by the user in all possible applications.

Life Support Policy: Cooper Bussmann does not authorize the use of any of its products for use in life support devices or systems without the express written approval of an officer of the Company. Life support systems are devices which support or sustain life, and whose failure to perform, when properly used in accordance with instructions for use provided in the labeling, can be reasonably expected to result in significant injury to the user.

X-ON Electronics

Largest Supplier of Electrical and Electronic Components

Click to view similar products for [Fuses with Leads \(Through Hole\)](#) category:

Click to view products by [Eaton](#) manufacturer:

Other Similar products are found below :

[89096-013](#) [89096-015](#) [A170100400](#) [BKPCH-5-R](#) [252010](#) [252.062](#) [SS-5-800MA-AP](#) [SS-5F-3.15A-AP](#) [252004](#) [263.750](#) [LKB-3](#) [0252001.M-0471005.MAT1L](#) [0473004.MAT1L](#) [0473.750HAT1L](#) [0471002.MAT1L](#) [0471.500MAT1L](#) [0491002.MAT1](#) [0473001.HAT1L](#) [0473002.HAT1L](#) [0473.500HAT1L](#) [SS-5-1.6A-AP](#) [SS-5F-2.5A-AP](#) [SR-5H-2.5A-AP](#) [SS-5-6.3A-BK](#) [BK-AGC-2-1-2-R](#) [BK-GMA-8-R](#) [BK-GMD-4-R](#) [BK-GMT-4A](#) [BK-MDL-1](#) [BK-PCD-5-R](#) [BK-C520-5-R](#) [BK-GMC-10-R](#) [BK-MDA-V-30-R](#) [BK-S500-500-R](#) [BK-SFE-20](#) [BK-GMA-1-25-R](#) [GMQ-3-2-10](#) [GLX-12](#) [PCB-34-R](#) [SR-5H-4A-AP](#) [RST 5-AMMO](#) [PCF-1/2-R](#) [SR-5H-3.15A-BK](#) [SR-5H-2A-BK](#) [047101.5MAT1L](#) [0471003.MAT1L](#) [GFA-12](#) [89096-005](#) [SR-5F-1-6A-BK](#)