

积层贴片陶瓷片式电容器

一般等级，一般 (Up to 50V)

C系列

C0402	[01005 inch]
C0603	[0201 inch]
C1005	[0402 inch]
C1608	[0603 inch]
C2012	[0805 inch]
C3216	[1206 inch]
C3225	[1210 inch]
C4532	[1812 inch]
C5750	[2220 inch]

* 表示尺寸代码。JIS[EIA]



使用注意事项

在使用本产品前，请务必随附采购规格书。

安全注意事项

使用本产品时，请注意安全事项。

注意

1. 本产品目录中记载的产品是指在通用标准用途意义上使用于一般电子设备（AV 设备，通信设备，家电产品，娱乐设备，计算机设备，个人设备，办公设备，计测设备，工业机器人），并且该一般电子设备要在通常的操作和使用方法下使用。

对于需要高度安全性和可靠性的，或者设备的故障，误动作，运转不良可能会给人的生命，身体及财产等造成损害，以及有可能产生莫大社会影响的以下用途（以下称‘特定用途’）中的适用性，性能发挥，品质，本公司不予保证。

客户预定在本产品目录的范围，条件之外，或者在特定用途中使用，请事先咨询本公司相关部门。本公司会配合客户需求，一起协商不同于本产品目录中所记载的使用用途。

(1) 航空，航天设备

(2) 运输设备（汽车，电车，船舶等）

(3) 医疗设备

(4) 发电控制设备

(5) 核动力相关设备

(6) 海底设备

(7) 交通工具控制设备

(8) 公共性的高度信息处理设备

(9) 军用设备

(10) 电热用品，燃烧设备

(11) 防灾防盗设备

(12) 各种安全装置

(13) 其他被认定为特定用途的用途

此外，对使用本产品目录中所记载产品的设备进行设计时，请确保符合该设备的使用用途及状态的保护回路和装置，并设置备用回路等。

2. 本产品目录中记载的产品因改良及其他原因可能在不经预告的情况下进行变更或停止供应。

3. 关于本产品目录中记载的产品，本公司备有记载了各产品的规格及安全注意事项的“交货规格书”。在选用产品时，建议签定交货规格书。

4. 在出口本产品目录中记载的产品时，有时会被归为“外汇及外贸管理法”中规定的管制货物等。在这种情况下，需要有依据该法规定的出口许可。

5. 关于本产品目录的内容，未经本公司许可不得擅自转载或复制。

6. 因使用本产品目录中记载的产品而发生涉及本公司或第三者的知识产权及其他权利的问题时，本公司对此将不承担责任。并且，本公司不对该等权利的实施权办理许可。

7. 本产品目录适用于从本公司或本公司的正规代理商购买的产品。从其他第三者购买的产品不在适用范围之内。

注意：伴随网站的更新，由于系统限制的原因以及统一产品目录型号的需要，从2013年1月开始，TDK将在产品目录中使用新型号。新目录型号将在以后所有根据产品目录订货时使用，但不适用于OEM订购。目录型号的最后5个与产品标签上的交货型号（内部控制编号）不同，请注意。详细信息请联系当地TDK销售代表。

（例）

产品目录发行日期	目录型号	交货型号（交货标签上的标识）
2012年12月以前	C1608C0G1E103J(080AA)	C1608C0G1E103JT000N
2013年1月及以后	C1608C0G1E103J080AA	C1608C0G1E103JT000N

C 系列

一般 (Up to 50V)



Type: C0402 [01005 inch], C0603 [0201 inch], C1005 [0402 inch], C1608 [0603 inch], C2012 [0805 inch], C3216 [1206 inch], C3225 [1210 inch], C4532 [1812 inch], C5750 [2220 inch]

■系列概要

TDK积层陶瓷贴片电容器的C系列，是由诱导体材料以及内部电极、导电材料相互积层的表面贴装（SMD）产品。

单片式结构保证优异的机械强度和高可靠性。

又因其简单的构造，跟其他种类电容相比具有更低的ESR、ESL，频率特性良好。

目前可以做到100uF的大容量，满足薄膜电容和电解电容的容量领域。

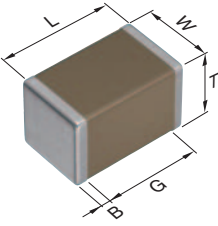
■特点

- 单片式结构保证优异的机械强度和高可靠性。
- 由于ESR、ESL低，频率特性良好，更有利于设计与理论值的相近的回路。
- 低ESR带来的低自发热，可以耐更高的纹波电流。
- 无极性。

■应用

- 一般电子设备
- 移动设备
- 服务器、PC、平板电脑
- 电源电路

■形状与尺寸



L	主体长度
W	主体宽度
T	主体高度
B	端子宽度
G	端子间距

Dimensions in mm

Type	L	W	T	B	G
C0402	0.40±0.02	0.20±0.02	0.20±0.02	0.07 min.	0.14 min.
C0603	0.60±0.03	0.30±0.03	0.30±0.03	0.10 min.	0.20 min.
C1005	1.00±0.05	0.50±0.05	0.50±0.05	0.10 min.	0.30 min.
C1608	1.60±0.10	0.80±0.10	0.80±0.10	0.20 min.	0.30 min.
C2012	2.00±0.20	1.25±0.20	1.25±0.20	0.20 min.	0.50 min.
C3216	3.20±0.20	1.60±0.20	1.60±0.20	0.20 min.	1.00 min.
C3225	3.20±0.40	2.50±0.30	2.50±0.30	0.20 min.	—
C4532	4.50±0.40	3.20±0.40	3.20±0.40	0.20 min.	—
C5750	5.70±0.40	5.00±0.40	2.80±0.30	0.20 min.	—

* 尺寸公差是代表价值。

■ 目录型号的识别法

C	3216	X5R	1A	107	M	160	A	C
(1)	(2)	(3)	(4)	(5)	(6)	(7)	(8)	(9)

(1) 系列名称

(2) 尺寸 L x W(mm)

代码	EIA	长度	宽度	端子宽度
0402	CC01005	0.40	0.20	0.07
0603	CC0201	0.60	0.30	0.10
1005	CC0402	1.00	0.50	0.10
1608	CC0603	1.60	0.80	0.20
2012	CC0805	2.00	1.25	0.20
3216	CC1206	3.20	1.60	0.20
3225	CC1210	3.20	2.50	0.20
4532	CC1812	4.50	3.20	0.20
5750	CC2220	5.70	5.00	0.20

(3) 温度特性

温度特性	温度系数或电容变化率	温度范围
CH	0±60 ppm/°C	-25 to +85°C
C0G	0±30 ppm/°C	-55 to +125°C
JB	±10%	-25 to +85°C
X5R	±15%	-55 to +85°C
X6S	±22%	-55 to +105°C
X7R	±15%	-55 to +125°C
X7S	±22%	-55 to +125°C

(4) 额定电压(DC)

代码	电压 (DC)
0G	4V
0J	6.3V
1A	10V
1C	16V
1E	25V
1V	35V
1H	50V

(5) 标称电容(pF)

电容量以pF(微微法拉)为单位,并用三个文字表示。最初两个文字表示电容的第一位和第二位有效数字。第三个文字表示接在有效数字后的零数。含有小数点时用R表示。

(例) 0R5 = 0.5pF
101 = 100pF
225 = 2,200,000pF = 2.2μF

(6) 电容容差

代码	容差
B	±0.10pF
C	±0.25pF
D	±0.50pF
F	±1%
G	±2%
J	±5%
K	±10%
M	±20%

(7) 厚度

代码	产品厚度
020	0.20 mm
030	0.30 mm
050	0.50 mm
060	0.60 mm
080	0.80 mm
085	0.85 mm
115	1.15 mm
125	1.25 mm
130	1.30 mm
160	1.60 mm
200	2.00 mm
230	2.30 mm
250	2.50 mm
280	2.80 mm
320	3.20 mm

(8) 包装形式

代码	形式
A	178mm卷筒、4mm间距
B	178mm卷筒、2mm间距
K	178mm卷筒、8mm间距

(9) 特殊指定代码

代码	内容
A、B、C	本公司内部管理符号

电容范围图

C0402 [01005 inch]

电容		电容容差	C0G	CH	JB							
(pF)	代码		1C (16V)	1C (16V)	1C (16V)	1A (10V)	0J (6.3V)	0G (4V)				
0.5	0R5	C:±0.25pF	■	■								
0.75	R75											
1	010											
1.5	1R5											
2	020											
2.2	2R2											
3	030											
3.3	3R3											
4	040											
4.7	4R7											
5	050	D:±0.50pF	■	■								
6	060											
6.8	6R8											
7	070											
8	080											
9	090											
10	100											
12	120				J:±5% K:±10% M:±20%	■	■					
15	150											
18	180											
22	220											
27	270											
33	330											
39	390											
47	470											
56	560											
68	680											
82	820	K:±10% M:±20%	■	■	■							
100	101											
150	151											
220	221											
330	331											
470	471											
680	681											
1,000	102							■	■			
1,500	152							■	■			
2,200	222							■	■			

标准厚度
■ 0.20 mm

■ 灰色涂层的品名，为新规设计非推荐品。

■ 关于产品厚度，静电容量公差等详细信息，请参考 P-24 之后的静电容量范围表。

电容范围图

C0402 [01005 inch]

电容		电容容差	X5R				X6S			X7R		
(pF)	代码		1C (16V)	1A (10V)	0J (6.3V)	0G (4V)	1A (10V)	0J (6.3V)	0G (4V)	1A (10V)	0J (6.3V)	0G (4V)
100	101	K:±10% M:±20%	■				■	■	■	■	■	■
150	151											
220	221											
330	331											
470	471											
680	681											
1,000	102	M:±20%		■	■	■				■		
1,500	152											
2,200	222											
22,000	223											
47,000	473											
100,000	104											
220,000	224											

标准厚度
■ 0.20 mm

■ 灰色涂层的品名，为新规设计非推荐品。

■ 关于产品厚度，静电容量公差等详细信息，请参考P-24之后的静电容量范围表。

电容范围图

C0603 [0201 inch]

电容		电容容差	C0G		CH		JB				X5R					
(pF)	代码		1H (50V)	1E (25V)	1H (50V)	1E (25V)	1E (25V)	1C (16V)	1A (10V)	0J (6.3V)	1E (25V)	1C (16V)	1A (10V)	0J (6.3V)	0G (4V)	
0.5	0R5	C:±0.25pF	■	■	■	■										
0.75	R75		■	■	■	■										
1	010		■	■	■	■										
1.5	1R5		■	■	■	■										
2	020		■	■	■	■										
2.2	2R2		■	■	■	■										
3	030		■	■	■	■										
3.3	3R3		■	■	■	■										
4	040		■	■	■	■										
4.7	4R7		■	■	■	■										
5	050	D:±0.50pF	■	■	■	■										
6	060		■	■	■	■										
6.8	6R8		■	■	■	■										
7	070		■	■	■	■										
8	080		■	■	■	■										
9	090		■	■	■	■										
10	100		■	■	■	■										
12	120		J:±5% K:±10% M:±20%	■	■	■	■									
15	150			■	■	■	■									
18	180			■	■	■	■									
22	220	■		■	■	■										
27	270	■		■	■	■										
33	330	■		■	■	■										
39	390	■		■	■	■										
47	470	■		■	■	■										
56	560	■		■	■	■										
68	680	■		■	■	■										
82	820	■	■	■	■											
100	101	K:±10% M:±20%					■				■					
150	151						■				■					
220	221						■				■					
330	331						■				■					
470	471						■				■					
680	681						■				■					
1,000	102						■				■					
1,500	152						■				■					
2,200	222						■				■					
3,300	332						■				■					
4,700	472					■	■			■	■					
6,800	682					■	■			■	■					
10,000	103					■	■	■		■	■	■				
15,000	153					■	■	■	■	■	■	■	■			
22,000	223					■	■	■	■	■	■	■	■			
47,000	473					■	■	■	■	■	■	■	■			
100,000	104					■	■	■	■	■	■	■	■			
150,000	154					■	■	■	■	■	■	■	■			
220,000	224					■	■	■	■	■	■	■	■			
330,000	334					■	■	■	■	■	■	■	■			
470,000	474					■	■	■	■	■	■	■	■			
1,000,000	105	M:±20%											■	■		

标准厚度 ■ 0.30 mm

■ 灰色涂层的品名，为新设计非推荐品。


■ 关于产品厚度，静电容量公差等详细信息，请参考P-24之后的静电容量范围表。

⚠ 为了能够更加正确、安全地使用产品，请务必索取能进一步确认详细特性、规格的采购规格书。
 记载内容可能因为产品改良等原因不经预告而更改，恕不另行通知。

电容范围图

C0603 [0201 inch]

电容		电容容差	X6S					X7R				X7S			
(pF)	代码		1E (25V)	1C (16V)	1A (10V)	0J (6.3V)	0G (4V)	1E (25V)	1C (16V)	1A (10V)	0J (6.3V)	1A (10V)	0J (6.3V)	0G (4V)	
100	101	K:±10% M:±20%						■							
150	151							■							
220	221							■							
330	331							■							
470	471							■							
680	681							■							
1,000	102							■							
1,500	152							■							
2,200	222			■	■	■	■	■	■	■	■				
3,300	332			■	■	■	■	■	■	■	■				
4,700	472			■	■	■	■	■	■	■	■				
10,000	103			■	■	■	■	■	■	■	■				
22,000	223			■	■	■	■	■	■	■	■	■	■	■	■
47,000	473			■	■	■	■	■	■	■	■	■	■	■	■
100,000	104			■	■	■	■	■	■	■	■	■	■	■	■
150,000	154		■	■	■	■	■	■	■	■	■	■	■	■	
220,000	224		■	■	■	■	■	■	■	■	■	■	■	■	
330,000	334		■	■	■	■	■	■	■	■	■	■	■	■	
470,000	474	M:±20%						■							

标准厚度  0.30 mm 灰色涂层的品名，为新规设计非推荐品。

■ 关于产品厚度、静电容量公差等详细信息，请参考P-24之后的静电容量范围表。

电容范围图

C1005 [0402 inch]

电容		电容容差	COG		CH
(pF)	代码		1H (50V)	1E (25V)	1H (50V)
0.5	0R5	B:±0.10pF C:±0.25pF	■		■
0.75	R75				
1	010				
1.5	1R5				
2	020				
3	030	C:±0.25pF D:±0.50pF	■		■
4	040				
5	050				
6	060				
7	070				
8	080	F:±1% G:±2% J:±5%	■		■
9	090				
10	100				
12	120				
15	150				
18	180				
22	220				
27	270				
33	330				
39	390				
47	470	F:±1% G:±2% J:±5% K:±10%	■		■
56	560				
68	680				
82	820				
100	101				
120	121				
150	151				
180	181				
220	221				
270	271				
330	331	■		■	■
390	391				
470	471				
560	561				
680	681				
820	821	■		■	■
1,000	102				

标准厚度

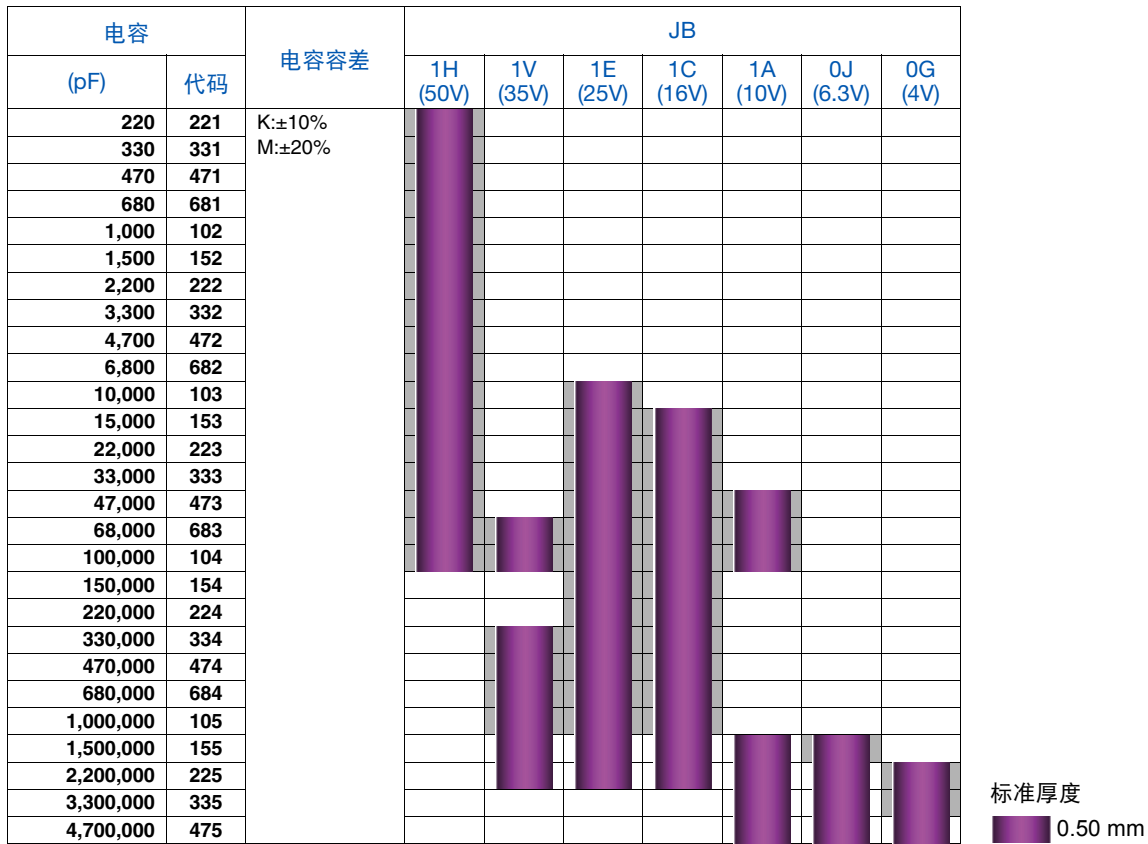
■ 0.50 mm

■ 灰色涂层的品名，为新规设计非推荐品。

■ 关于产品厚度，静电容量公差等详细信息，请参考P-24之后的静电容量范围表。

电容范围图

C1005 [0402 inch]

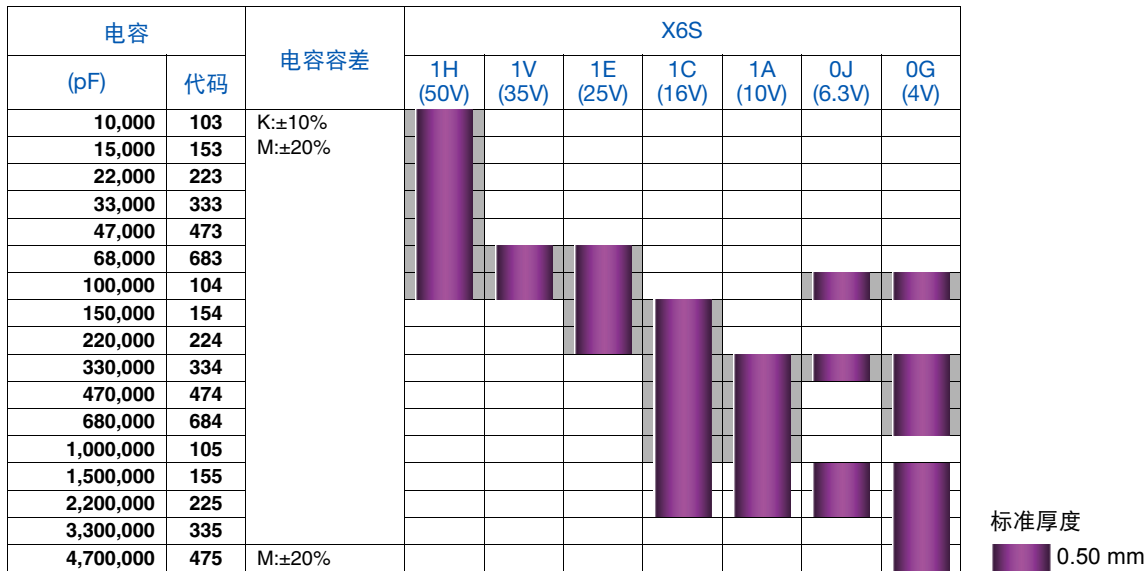
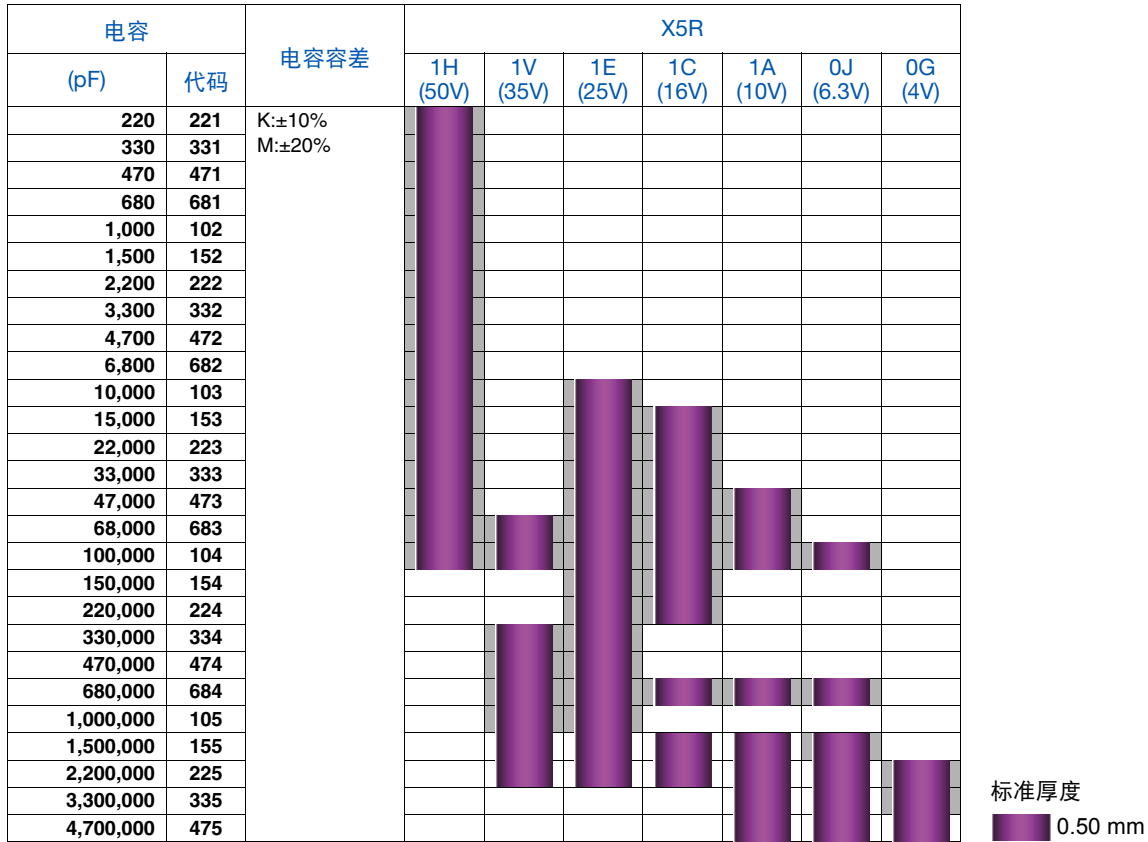


■ 灰色涂层的品名，为新规设计非推荐品。

■ 关于产品厚度，静电容量公差等详细信息，请参考P-24之后的静电容量范围表。

电容范围图

C1005 [0402 inch]



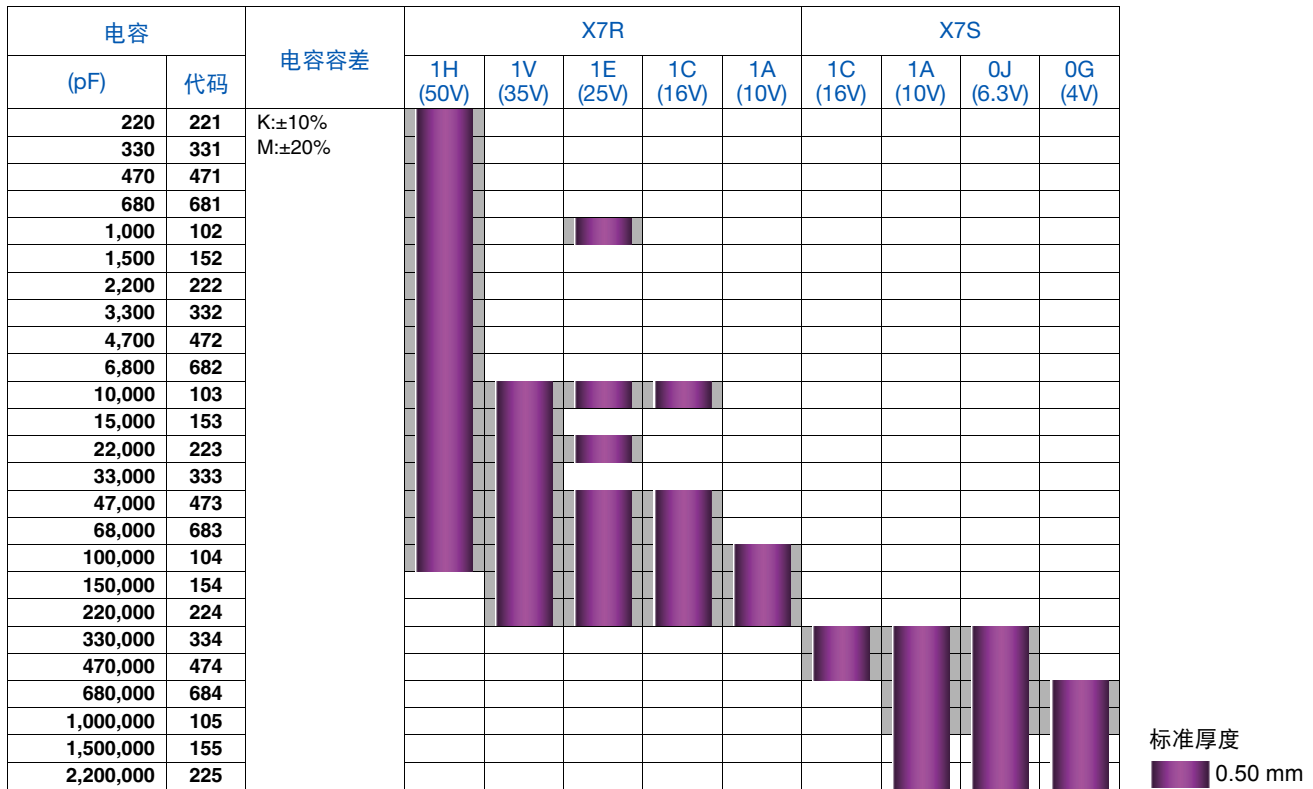
■ 灰色涂层的品名，为新规设计非推荐品。

■ 关于产品厚度，静电容量公差等详细信息，请参考P-24之后的静电容量范围表。

⚠ 为了能够更加正确、安全地使用产品，请务必索取能进一步确认详细特性、规格的采购规格书。
记载内容可能因为产品改良等原因不经预告而更改，恕不另行通知。

电容范围图

C1005 [0402 inch]



■ 灰色涂层的品名，为新设计非推荐品。

■ 关于产品厚度，静电容量公差等详细信息，请参考P-24之后的静电容量范围表。


电容范围图

C1608 [0603 inch]

电容		电容容差	C0G			CH	
(pF)	代码		1H (50V)	1V (35V)	1E (25V)	1H (50V)	1V (35V)
0.5	0R5	C:±0.25pF					
0.75	R75						
1	010						
1.5	1R5						
2	020						
3	030						
4	040						
5	050						
6	060	C:±0.25pF D:±0.50pF					
7	070						
8	080						
9	090						
10	100						
12	120	F:±1% G:±2% J:±5%					
15	150						
18	180						
22	220						
27	270						
33	330						
39	390						
47	470						
56	560						
68	680						
82	820						
100	101	F:±1% G:±2% J:±5% K:±10%					
120	121						
150	151						
180	181						
220	221						
270	271						
330	331						
390	391						
470	471						
560	561						
680	681						
820	821						
1,000	102	J:±5% K:±10%					
1,200	122						
1,500	152						
1,800	182						
2,200	222						
2,700	272						
3,300	332						
3,900	392						
4,700	472						
5,600	562						
6,800	682						
8,200	822						
10,000	103						
15,000	153						
18,000	183						

标准厚度

0.80 mm

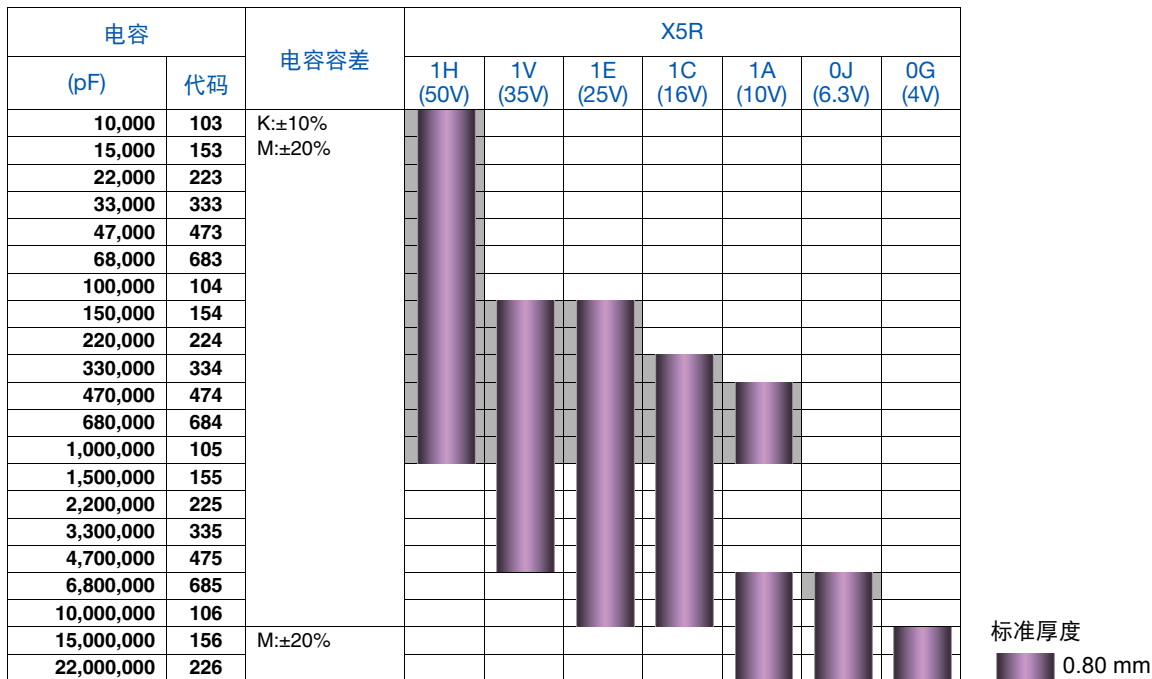
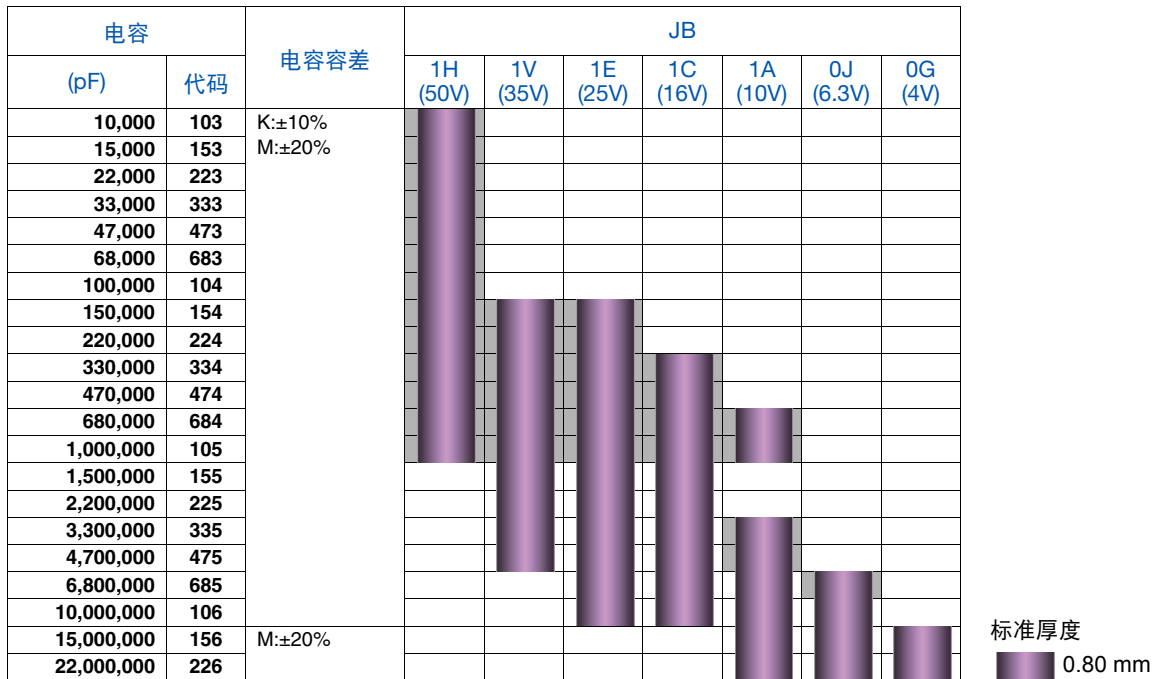
 灰色涂层的品名，为新设计非推荐品。

■关于产品厚度、静电容量公差等详细信息，请参考P-24之后的静电容量范围表。

⚠ 为了能够更加正确、安全地使用产品，请务必索取能进一步确认详细特性、规格的采购规格书。
记载内容可能因为产品改良等原因不经预告而更改，恕不另行通知。

电容范围图

C1608 [0603 inch]



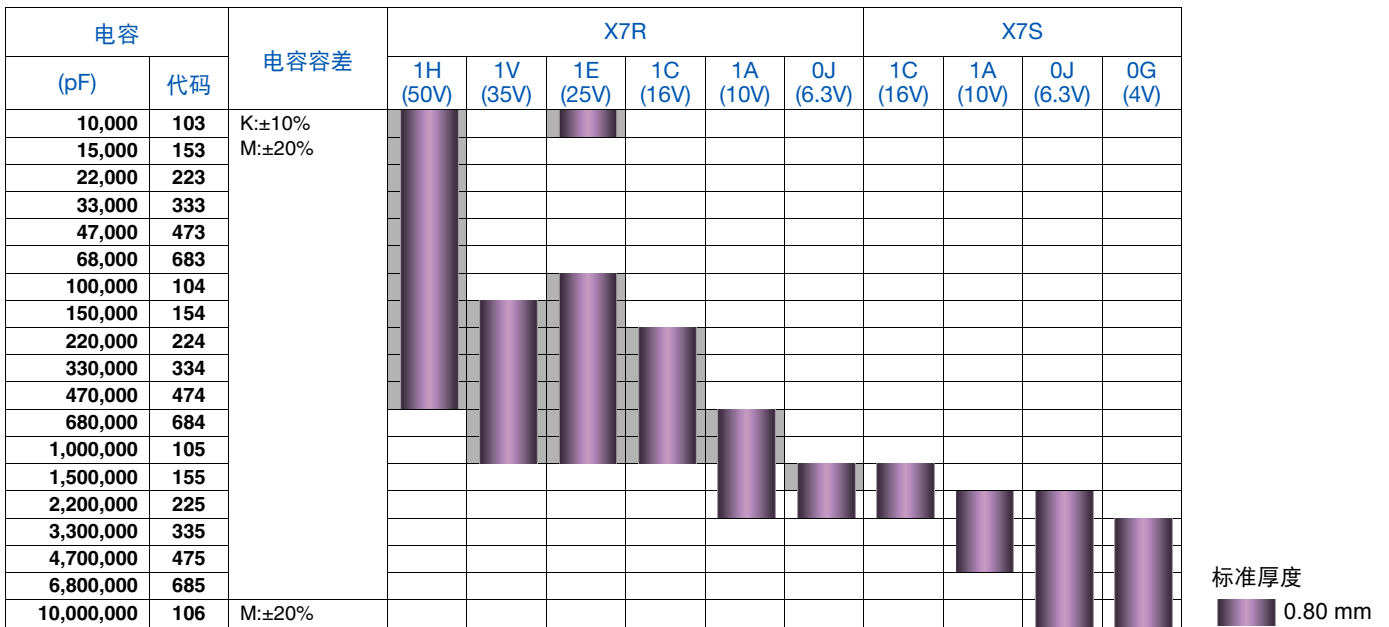
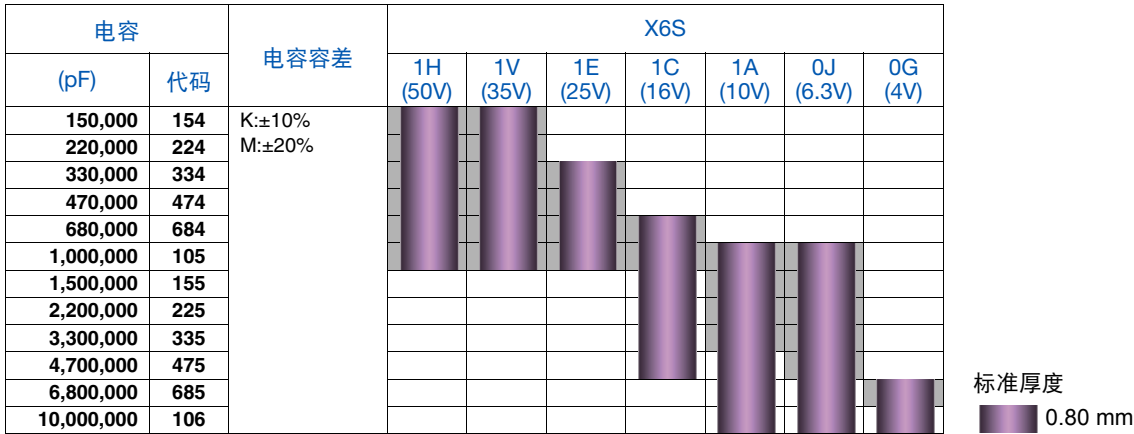
■ 灰色涂层的品名，为新规设计非推荐品。

■ 关于产品厚度，静电容量公差等详细信息，请参考P-24之后的静电容量范围表。

⚠ 为了能够更加正确、安全地使用产品，请务必索取能进一步确认详细特性、规格的采购规格书。
记载内容可能因为产品改良等原因不经预告而更改，恕不另行通知。

电容范围图

C1608 [0603 inch]



■ 灰色涂层的品名，为新设计非推荐品。

■ 关于产品厚度，静电容量公差等详细信息，请参考P-24之后的静电容量范围表。

⚠ 为了能够更加正确、安全地使用产品，请务必索取能进一步确认详细特性、规格的采购规格书。记载内容可能因为产品改良等原因不经预告而更改，恕不另行通知。

电容范围图

C2012 [0805 inch]

电容		电容容差	C0G			CH		JB						
(pF)	代码		1H (50V)	1V (35V)	1E (25V)	1H (50V)	1V (35V)	1H (50V)	1V (35V)	1E (25V)	1C (16V)	1A (10V)	0J (6.3V)	
1,000	102	J:±5% K:±10%	■			■								
1,200	122					■								
1,500	152					■								
1,800	182					■								
2,200	222					■								
2,700	272					■								
3,300	332					■								
3,900	392					■								
4,700	472					■								
5,600	562					■								
6,800	682					■								
8,200	822					■								
10,000	103					■								
15,000	153					■								
18,000	183			■			■							
22,000	223		■			■								
27,000	273		■			■								
30,000	303		■			■								
33,000	333		■			■								
100,000	104	K:±10% M:±20%						■						
150,000	154								■					
220,000	224								■					
330,000	334								■					
470,000	474								■					
680,000	684								■					
1,000,000	105								■					
1,500,000	155								■					
2,200,000	225								■					
3,300,000	335								■					
4,700,000	475								■					
6,800,000	685								■					
10,000,000	106								■					
15,000,000	156		M:±20%						■					
22,000,000	226									■				
33,000,000	336								■					
47,000,000	476								■					

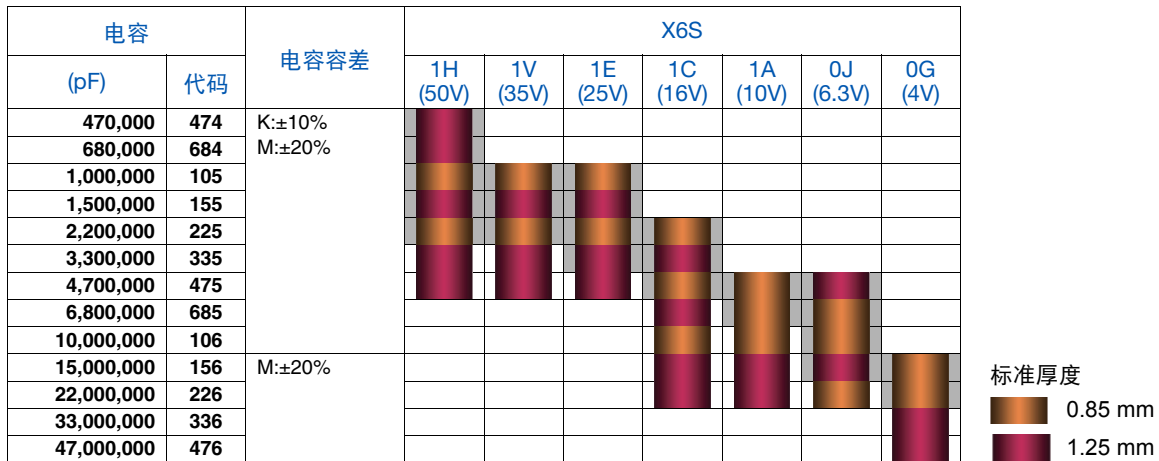
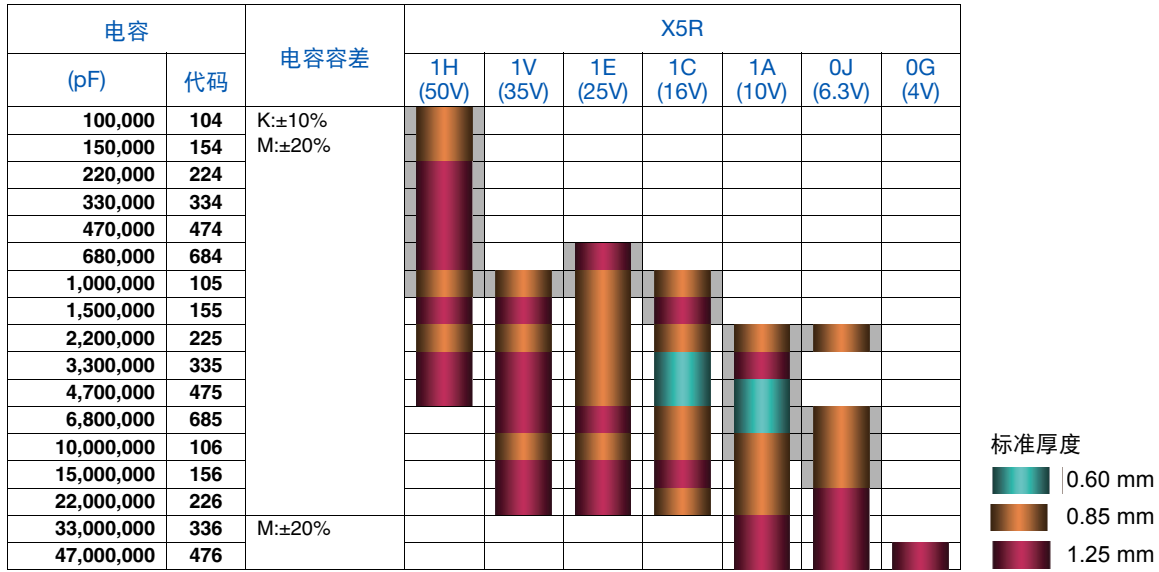
标准厚度 ■ 0.60 mm ■ 0.85 mm ■ 1.25 mm


■ 灰色涂层的品名，为新规设计非推荐品。

■ 关于产品厚度，静电容量公差等详细信息，请参考P-24之后的静电容量范围表。

电容范围图

C2012 [0805 inch]



 灰色涂层的品名，为新规设计非推荐品。

■关于产品厚度，静电容量公差等详细信息，请参考P-24之后的静电容量范围表。

电容范围图

C2012 [0805 inch]

电容		电容容差	X7R						X7S			
(pF)	代码		1H (50V)	1V (35V)	1E (25V)	1C (16V)	1A (10V)	0J (6.3V)	1C (16V)	1A (10V)	0J (6.3V)	0G (4V)
100,000	104	K:±10% M:±20%	■									
150,000	154											
220,000	224											
330,000	334											
470,000	474											
680,000	684											
1,000,000	105											
1,500,000	155											
2,200,000	225											
3,300,000	335											
4,700,000	475											
6,800,000	685											
10,000,000	106		M:±20%									
15,000,000	156											
22,000,000	226											

标准厚度

■ 0.85 mm

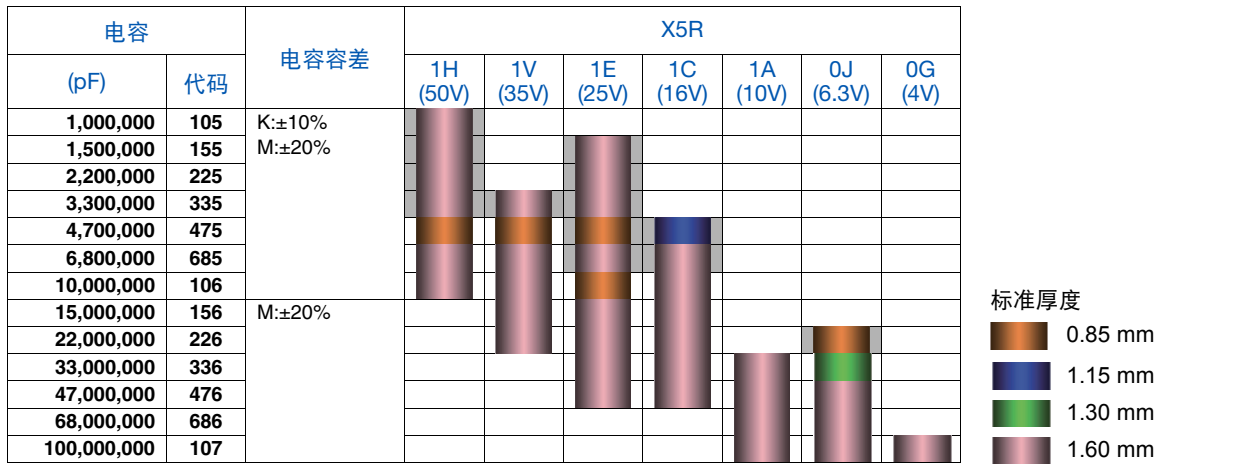
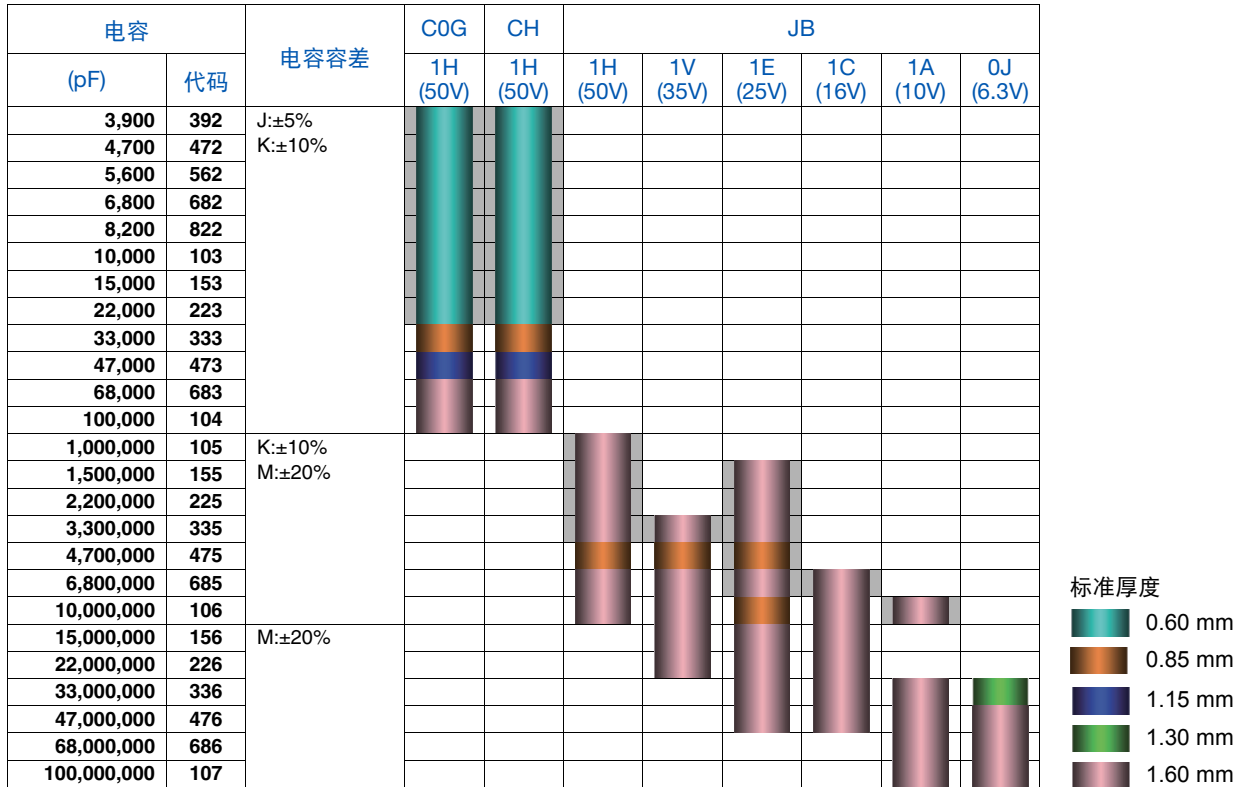
■ 1.25 mm

■ 灰色涂层的品名，为新规设计非推荐品。

■ 关于产品厚度，静电容量公差等详细信息，请参考P-24之后的静电容量范围表。

电容范围图

C3216 [1206 inch]



灰色涂层的品名，为新规设计非推荐品。



■关于产品厚度，静电容量公差等详细信息，请参考P-24之后的静电容量范围表。

⚠ 为了能够更加正确、安全地使用产品，请务必索取能进一步确认详细特性、规格的采购规格书。
记载内容可能因为产品改良等原因不经预告而更改，恕不另行通知。




电容范围图


C3216 [1206 inch]

电容		电容容差	X6S						
(pF)	代码		1H (50V)	1V (35V)	1E (25V)	1C (16V)	1A (10V)	0J (6.3V)	0G (4V)
1,500,000	155	K:±10% M:±20%	■	■					
2,200,000	225		■	■					
3,300,000	335		■	■	■				
4,700,000	475		■	■	■	■			
6,800,000	685		■	■	■	■	■		
10,000,000	106	M:±20%		■	■	■	■	■	
15,000,000	156					■	■	■	
22,000,000	226						■	■	
33,000,000	336							■	■
47,000,000	476								■
68,000,000	686							■	■
100,000,000	107								■

标准厚度
 0.85 mm
 1.60 mm

电容		电容容差	X7R						X7S		
(pF)	代码		1H (50V)	1V (35V)	1E (25V)	1C (16V)	1A (10V)	0J (6.3V)	1A (10V)	0J (6.3V)	0G (4V)
220,000	224	K:±10% M:±20%	■								
330,000	334		■								
470,000	474		■								
680,000	684		■								
1,000,000	105		■								
1,500,000	155	M:±20%	■	■	■						
2,200,000	225		■	■	■	■					
3,300,000	335		■	■	■	■	■				
4,700,000	475		■	■	■	■	■	■			
6,800,000	685		■	■	■	■	■	■	■		
10,000,000	106								■	■	
15,000,000	156									■	■
22,000,000	226										■
33,000,000	336										■
47,000,000	476										■

标准厚度
 0.85 mm
 1.15 mm
 1.60 mm

 灰色涂层的品名，为新规设计非推荐品。

■关于产品厚度，静电容量公差等详细信息，请参考P-24之后的静电容量范围表。

电容范围图

C3225 [1210 inch]

电容		电容容差	C0G	CH	JB					X5R				
(pF)	代码		1H (50V)	1H (50V)	1H (50V)	1E (25V)	1C (16V)	1A (10V)	0J (6.3V)	1H (50V)	1E (25V)	1C (16V)	1A (10V)	0J (6.3V)
22,000	223	J:±5% K:±10%	■	■										
33,000	333		■	■										
47,000	473		■	■										
68,000	683		■	■										
100,000	104		■	■										
2,200,000	225	K:±10% M:±20%			■					■				
3,300,000	335				■					■				
4,700,000	475				■	■				■	■			
6,800,000	685				■	■	■			■	■	■		
10,000,000	106				■	■	■	■		■	■	■	■	
15,000,000	156	M:±20%						■			■	■	■	
22,000,000	226								■			■	■	
33,000,000	336								■			■	■	
47,000,000	476								■			■	■	
68,000,000	686								■			■	■	
100,000,000	107							■			■	■		

标准厚度 ■ 1.25 mm ■ 1.60 mm ■ 2.00 mm ■ 2.30 mm ■ 2.50 mm

电容		电容容差	X6S						X7R				X7S	
(pF)	代码		1H (50V)	1V (35V)	1E (25V)	1C (16V)	0J (6.3V)	0G (4V)	1H (50V)	1E (25V)	1C (16V)	1A (10V)	1H (50V)	0J (6.3V)
1,000,000	105	K:±10% M:±20%						■						
1,500,000	155								■					
2,200,000	225								■	■				
3,300,000	335								■	■				
4,700,000	475								■	■				
6,800,000	685	M:±20%	■	■	■							■		
10,000,000	106		■	■	■							■		
15,000,000	156											■		
22,000,000	226											■		
47,000,000	476											■		
100,000,000	107										■			

标准厚度 ■ 1.60 mm ■ 2.00 mm ■ 2.30 mm ■ 2.50 mm

■ 灰色涂层的品名，为新规设计非推荐品。

■ 关于产品厚度，静电容量公差等详细信息，请参考P-24之后的静电容量范围表。

⚠ 为了能够更加正确、安全地使用产品，请务必索取能进一步确认详细特性、规格的采购规格书。
记载内容可能因为产品改良等原因不经预告而更改，恕不另行通知。

电容范围图

C4532 [1812 inch]

电容		电容容差	C0G	CH	JB		
(pF)	代码		1H (50V)	1H (50V)	1H (50V)	1E (25V)	1C (16V)
47,000	473	J:±5% K:±10%					
68,000	683						
100,000	104						
150,000	154						
220,000	224						
6,800,000	685	K:±10% M:±20%					
10,000,000	106						
15,000,000	156	M:±20%					
22,000,000	226						
33,000,000	336						

标准厚度

1.60 mm

2.00 mm

2.50 mm

3.20 mm

电容		电容容差	X5R					X6S	X7R		
(pF)	代码		1H (50V)	1E (25V)	1C (16V)	1A (10V)	0J (6.3V)	0J (6.3V)	1H (50V)	1E (25V)	1C (16V)
1,000,000	105	K:±10%									
2,200,000	225										
3,300,000	335										
4,700,000	475										
6,800,000	685										
10,000,000	106	M:±20%									
15,000,000	156										
22,000,000	226										
33,000,000	336										
47,000,000	476										
68,000,000	686										
100,000,000	107										

标准厚度


1.60 mm

2.00 mm

2.30 mm

2.50 mm

2.80 mm

 灰色涂层的品名，为新规设计非推荐品。





■ 关于产品厚度，静电容量公差等详细信息，请参考P-24之后的静电容量范围表。


电容范围图

C5750 [2220 inch]

电容		电容容差	JB	X5R					X7R		
(pF)	代码		1E (25V)	1H (50V)	1E (25V)	1C (16V)	1A (10V)	0J (6.3V)	1H (50V)	1E (25V)	1C (16V)
4,700,000	475	K:±10%									
6,800,000	685		M:±20%								
10,000,000	106	M:±20%									
15,000,000	156										
22,000,000	226										
33,000,000	336										
47,000,000	476										
68,000,000	686										
100,000,000	107										

标准厚度

	2.00 mm
	2.30 mm
	2.50 mm
	2.80 mm

 灰色涂层的品名，为新规设计非推荐品。

■关于产品厚度，静电容量公差等详细信息，请参考P-24之后的静电容量范围表。

电容范围表

温度特性: C0G (-55 to +125°C、0±30 ppm/°C)

电容	尺寸	厚度 (mm)	电容 容差	目录型号		
				额定电压 Edc: 50V	额定电压 Edc: 25V	额定电压 Edc: 16V
0.5 pF	0402	0.20±0.02	±0.25pF			C0402C0G1C0R5C020BC
	0603	0.30±0.03	±0.25pF	C0603C0G1H0R5C030BA	C0603C0G1E0R5C030BA	
	1005	0.50±0.05	±0.10pF	C1005C0G1H0R5B050BA		
			±0.25pF	C1005C0G1H0R5C050BA		
1608	0.80±0.10	±0.25pF	C1608C0G1H0R5C080AA			
0.75 pF	0402	0.20±0.02	±0.25pF			C0402C0G1CR75C020BC
	0603	0.30±0.03	±0.25pF	C0603C0G1HR75C030BA	C0603C0G1ER75C030BA	
	1005	0.50±0.05	±0.10pF	C1005C0G1HR75B050BA		
			±0.25pF	C1005C0G1HR75C050BA		
1608	0.80±0.10	±0.25pF	C1608C0G1HR75C080AA			
1 pF	0402	0.20±0.02	±0.25pF			C0402C0G1C010C020BC
	0603	0.30±0.03	±0.25pF	C0603C0G1H010C030BA	C0603C0G1E010C030BA	
	1005	0.50±0.05	±0.10pF	C1005C0G1H010B050BA		
			±0.25pF	C1005C0G1H010C050BA		
1608	0.80±0.10	±0.25pF	C1608C0G1H010C080AA			
1.5 pF	0402	0.20±0.02	±0.25pF			C0402C0G1C1R5C020BC
	0603	0.30±0.03	±0.25pF	C0603C0G1H1R5C030BA	C0603C0G1E1R5C030BA	
	1005	0.50±0.05	±0.10pF	C1005C0G1H1R5B050BA		
			±0.25pF	C1005C0G1H1R5C050BA		
1608	0.80±0.10	±0.25pF	C1608C0G1H1R5C080AA			
2 pF	0402	0.20±0.02	±0.25pF			C0402C0G1C020C020BC
	0603	0.30±0.03	±0.25pF	C0603C0G1H020C030BA	C0603C0G1E020C030BA	
	1005	0.50±0.05	±0.10pF	C1005C0G1H020B050BA		
			±0.25pF	C1005C0G1H020C050BA		
1608	0.80±0.10	±0.25pF	C1608C0G1H020C080AA			
2.2 pF	0402	0.20±0.02	±0.25pF			C0402C0G1C2R2C020BC
	0603	0.30±0.03	±0.25pF	C0603C0G1H2R2C030BA	C0603C0G1E2R2C030BA	
	0402	0.20±0.02	±0.25pF			C0402C0G1C030C020BC
	0603	0.30±0.03	±0.25pF	C0603C0G1H030C030BA	C0603C0G1E030C030BA	
3 pF	1005	0.50±0.05	±0.10pF	C1005C0G1H030B050BA		
			±0.25pF	C1005C0G1H030C050BA		
	1608	0.80±0.10	±0.25pF	C1608C0G1H030C080AA		
	0402	0.20±0.02	±0.25pF			C0402C0G1C3R3C020BC
3.3 pF	0603	0.30±0.03	±0.25pF	C0603C0G1H3R3C030BA	C0603C0G1E3R3C030BA	
	0402	0.20±0.02	±0.25pF			C0402C0G1C040C020BC
	0603	0.30±0.03	±0.25pF	C0603C0G1H040C030BA	C0603C0G1E040C030BA	
	1005	0.50±0.05	±0.10pF	C1005C0G1H040B050BA		
±0.25pF			C1005C0G1H040C050BA			
1608	0.80±0.10	±0.25pF	C1608C0G1H040C080AA			
4.7 pF	0402	0.20±0.02	±0.25pF			C0402C0G1C4R7C020BC
	0603	0.30±0.03	±0.25pF	C0603C0G1H4R7C030BA	C0603C0G1E4R7C030BA	
	0402	0.20±0.02	±0.25pF			C0402C0G1C050C020BC
	0603	0.30±0.03	±0.25pF	C0603C0G1H050C030BA	C0603C0G1E050C030BA	
5 pF	1005	0.50±0.05	±0.10pF	C1005C0G1H050B050BA		
			±0.25pF	C1005C0G1H050C050BA		
	1608	0.80±0.10	±0.25pF	C1608C0G1H050C080AA		
	0402	0.20±0.02	±0.50pF			C0402C0G1C060D020BC
6 pF	0603	0.30±0.03	±0.50pF	C0603C0G1H060D030BA	C0603C0G1E060D030BA	
	1005	0.50±0.05	±0.25pF	C1005C0G1H060C050BA		
			±0.50pF	C1005C0G1H060D050BA		
	1608	0.80±0.10	±0.25pF	C1608C0G1H060C080AA		
			±0.50pF	C1608C0G1H060D080AA		
6.8 pF	0402	0.20±0.02	±0.50pF			C0402C0G1C6R8D020BC
	0603	0.30±0.03	±0.50pF	C0603C0G1H6R8D030BA	C0603C0G1E6R8D030BA	
	0402	0.20±0.02	±0.50pF			C0402C0G1C070D020BC
	0603	0.30±0.03	±0.50pF	C0603C0G1H070D030BA	C0603C0G1E070D030BA	
7 pF	1005	0.50±0.05	±0.25pF	C1005C0G1H070C050BA		
			±0.50pF	C1005C0G1H070D050BA		
	1608	0.80±0.10	±0.25pF	C1608C0G1H070C080AA		
			±0.50pF	C1608C0G1H070D080AA		

■灰色涂层的品名，为新设计非推荐品。

⚠ 为了能够更加正确、安全地使用产品，请务必索取能进一步确认详细特性、规格的采购规格书。
 记载内容可能因为产品改良等原因不经预告而更改，恕不另行通知。

电容范围表

温度特性: C0G (-55 to +125°C、0±30 ppm/°C)

电容	尺寸	厚度 (mm)	电容 容差	目录型号		
				额定电压 Edc: 50V	额定电压 Edc: 25V	额定电压 Edc: 16V
8 pF	0402	0.20±0.02	±0.50pF			C0402C0G1C080D020BC
	0603	0.30±0.03	±0.50pF	C0603C0G1H080D030BA	C0603C0G1E080D030BA	
	1005	0.50±0.05	±0.25pF	C1005C0G1H080C050BA		
			±0.50pF	C1005C0G1H080D050BA		
			±0.25pF	C1608C0G1H080C080AA		
1608	0.80±0.10	±0.50pF	C1608C0G1H080D080AA			
9 pF	0402	0.20±0.02	±0.50pF			C0402C0G1C090D020BC
	0603	0.30±0.03	±0.50pF	C0603C0G1H090D030BA	C0603C0G1E090D030BA	
	1005	0.50±0.05	±0.25pF	C1005C0G1H090C050BA		
			±0.50pF	C1005C0G1H090D050BA		
			±0.25pF	C1608C0G1H090C080AA		
1608	0.80±0.10	±0.50pF	C1608C0G1H090D080AA			
10 pF	0402	0.20±0.02	±0.50pF			C0402C0G1C100D020BC
	0603	0.30±0.03	±0.50pF	C0603C0G1H100D030BA	C0603C0G1E100D030BA	
	1005	0.50±0.05	±0.25pF	C1005C0G1H100C050BA		
			±0.50pF	C1005C0G1H100D050BA		
			±0.25pF	C1608C0G1H100C080AA		
1608	0.80±0.10	±0.50pF	C1608C0G1H100D080AA			
12 pF	0402	0.20±0.02	±10%			C0402C0G1C120K020BC
	0603	0.30±0.03	±5%			C0402C0G1C120J020BC
			±10%	C0603C0G1H120K030BA	C0603C0G1E120K030BA	
	1005	0.50±0.05	±5%	C0603C0G1H120J030BA	C0603C0G1E120J030BA	
			±5%	C1005C0G1H120J050BA		
±5%			C1608C0G1H120J080AA			
1608	0.80±0.10	±5%				
15 pF	0402	0.20±0.02	±10%			C0402C0G1C150K020BC
	0603	0.30±0.03	±5%			C0402C0G1C150J020BC
			±10%	C0603C0G1H150K030BA	C0603C0G1E150K030BA	
	1005	0.50±0.05	±5%	C0603C0G1H150J030BA	C0603C0G1E150J030BA	
			±1%	C1005C0G1H150F050BA		
±2%			C1005C0G1H150G050BA			
1608	0.80±0.10	±5%	C1005C0G1H150J050BA			
18 pF	0402	0.20±0.02	±10%			C0402C0G1C180K020BC
	0603	0.30±0.03	±5%			C0402C0G1C180J020BC
			±10%	C0603C0G1H180K030BA	C0603C0G1E180K030BA	
	1005	0.50±0.05	±5%	C0603C0G1H180J030BA	C0603C0G1E180J030BA	
			±5%	C1005C0G1H180J050BA		
±5%			C1608C0G1H180J080AA			
1608	0.80±0.10	±5%				
22 pF	0402	0.20±0.02	±10%			C0402C0G1C220K020BC
	0603	0.30±0.03	±5%			C0402C0G1C220J020BC
			±10%	C0603C0G1H220K030BA	C0603C0G1E220K030BA	
	1005	0.50±0.05	±5%	C0603C0G1H220J030BA	C0603C0G1E220J030BA	
			±1%	C1005C0G1H220F050BA		
±2%			C1005C0G1H220G050BA			
1608	0.80±0.10	±5%	C1005C0G1H220J050BA			
27 pF	0402	0.20±0.02	±10%			C0402C0G1C270K020BC
	0603	0.30±0.03	±5%			C0402C0G1C270J020BC
			±10%	C0603C0G1H270K030BA	C0603C0G1E270K030BA	
	1005	0.50±0.05	±5%	C0603C0G1H270J030BA	C0603C0G1E270J030BA	
			±5%	C1005C0G1H270J050BA		
±5%			C1608C0G1H270J080AA			
1608	0.80±0.10	±5%				

■ 灰色涂层的品名, 为新规设计非推荐品。

电容范围表

温度特性: C0G (-55 to +125°C、0±30 ppm/°C)

电容	尺寸	厚度 (mm)	电容 容差	目录型号			
				额定电压 Edc: 50V	额定电压 Edc: 25V	额定电压 Edc: 16V	
33 pF	0402	0.20±0.02	±10%			C0402C0G1C330K020BC	
			±5%			C0402C0G1C330J020BC	
	0603	0.30±0.03	±10%	C0603C0G1H330K030BA	C0603C0G1E330K030BA		
			±5%	C0603C0G1H330J030BA	C0603C0G1E330J030BA		
	1005	0.50±0.05	±1%	C1005C0G1H330F050BA			
			±2%	C1005C0G1H330G050BA			
			±5%	C1005C0G1H330J050BA			
			±1%	C1608C0G1H330F080AA			
	1608	0.80±0.10	±2%	C1608C0G1H330G080AA			
			±5%	C1608C0G1H330J080AA			
	39 pF	0402	0.20±0.02	±10%			C0402C0G1C390K020BC
				±5%			C0402C0G1C390J020BC
0603		0.30±0.03	±10%	C0603C0G1H390K030BA	C0603C0G1E390K030BA		
			±5%	C0603C0G1H390J030BA	C0603C0G1E390J030BA		
1005		0.50±0.05	±5%	C1005C0G1H390J050BA			
1608	0.80±0.10	±5%	C1608C0G1H390J080AA				
47 pF	0402	0.20±0.02	±10%			C0402C0G1C470K020BC	
			±5%			C0402C0G1C470J020BC	
	0603	0.30±0.03	±10%	C0603C0G1H470K030BA	C0603C0G1E470K030BA		
			±5%	C0603C0G1H470J030BA	C0603C0G1E470J030BA		
	1005	0.50±0.05	±1%	C1005C0G1H470F050BA			
			±2%	C1005C0G1H470G050BA			
			±5%	C1005C0G1H470J050BA			
			±1%	C1608C0G1H470F080AA			
	1608	0.80±0.10	±2%	C1608C0G1H470G080AA			
			±5%	C1608C0G1H470J080AA			
	56 pF	0402	0.20±0.02	±10%			C0402C0G1C560K020BC
				±5%			C0402C0G1C560J020BC
0603		0.30±0.03	±10%	C0603C0G1H560K030BA	C0603C0G1E560K030BA		
			±5%	C0603C0G1H560J030BA	C0603C0G1E560J030BA		
1005		0.50±0.05	±5%	C1005C0G1H560J050BA			
1608	0.80±0.10	±5%	C1608C0G1H560J080AA				
68 pF	0402	0.20±0.02	±10%			C0402C0G1C680K020BC	
			±5%			C0402C0G1C680J020BC	
	0603	0.30±0.03	±10%	C0603C0G1H680K030BA	C0603C0G1E680K030BA		
			±5%	C0603C0G1H680J030BA	C0603C0G1E680J030BA		
	1005	0.50±0.05	±1%	C1005C0G1H680F050BA			
			±2%	C1005C0G1H680G050BA			
			±5%	C1005C0G1H680J050BA			
			±1%	C1608C0G1H680F080AA			
	1608	0.80±0.10	±2%	C1608C0G1H680G080AA			
			±5%	C1608C0G1H680J080AA			
	82 pF	0402	0.20±0.02	±10%			C0402C0G1C820K020BC
				±5%			C0402C0G1C820J020BC
0603		0.30±0.03	±10%	C0603C0G1H820K030BA	C0603C0G1E820K030BA		
			±5%	C0603C0G1H820J030BA	C0603C0G1E820J030BA		
1005		0.50±0.05	±5%	C1005C0G1H820J050BA			
1608	0.80±0.10	±5%	C1608C0G1H820J080AA				
100 pF	0402	0.20±0.02	±10%			C0402C0G1C101K020BC	
			±5%			C0402C0G1C101J020BC	
	0603	0.30±0.03	±10%	C0603C0G1H101K030BA	C0603C0G1E101K030BA		
			±5%	C0603C0G1H101J030BA	C0603C0G1E101J030BA		
	1005	0.50±0.05	±1%	C1005C0G1H101F050BA			
			±10%	C1005C0G1H101K050BA			
			±2%	C1005C0G1H101G050BA			
			±5%	C1005C0G1H101J050BA			
	1608	0.80±0.10	±1%	C1608C0G1H101F080AA			
			±10%	C1608C0G1H101K080AA			
				±2%	C1608C0G1H101G080AA		
				±5%	C1608C0G1H101J080AA		

■灰色涂层的品名, 为新规设计非推荐品。

⚠ 为了能够更加正确、安全地使用产品, 请务必索取能进一步确认详细特性、规格的采购规格书。
 记载内容可能因为产品改良等原因不经预告而更改, 恕不另行通知。

电容范围表

温度特性: C0G (-55 to +125°C、0±30 ppm/°C)

电容	尺寸	厚度 (mm)	电容 容差	目录型号	
				额定电压 Edc: 50V	
120 pF	1005	0.50±0.05	±10%	C1005C0G1H121K050BA	
			±5%	C1005C0G1H121J050BA	
	1608	0.80±0.10	±10%	C1608C0G1H121K080AA	
			±5%	C1608C0G1H121J080AA	
150 pF	1005	0.50±0.05	±1%	C1005C0G1H151F050BA	
			±10%	C1005C0G1H151K050BA	
			±2%	C1005C0G1H151G050BA	
	1608	0.80±0.10	±5%	C1005C0G1H151J050BA	
			±1%	C1608C0G1H151F080AA	
			±10%	C1608C0G1H151K080AA	
180 pF	1005	0.50±0.05	±2%	C1608C0G1H151G080AA	
			±5%	C1608C0G1H151J080AA	
			±10%	C1005C0G1H181K050BA	
	1608	0.80±0.10	±5%	C1005C0G1H181J050BA	
			±10%	C1608C0G1H181K080AA	
			±5%	C1608C0G1H181J080AA	
220 pF	1005	0.50±0.05	±1%	C1005C0G1H221F050BA	
			±10%	C1005C0G1H221K050BA	
			±2%	C1005C0G1H221G050BA	
	1608	0.80±0.10	±5%	C1005C0G1H221J050BA	
			±1%	C1608C0G1H221F080AA	
			±10%	C1608C0G1H221K080AA	
270 pF	1005	0.50±0.05	±2%	C1608C0G1H221G080AA	
			±5%	C1608C0G1H221J080AA	
			±10%	C1005C0G1H271K050BA	
	1608	0.80±0.10	±5%	C1005C0G1H271J050BA	
			±10%	C1608C0G1H271K080AA	
			±5%	C1608C0G1H271J080AA	
330 pF	1005	0.50±0.05	±1%	C1005C0G1H331F050BA	
			±10%	C1005C0G1H331K050BA	
			±2%	C1005C0G1H331G050BA	
	1608	0.80±0.10	±5%	C1005C0G1H331J050BA	
			±1%	C1608C0G1H331F080AA	
			±10%	C1608C0G1H331K080AA	
390 pF	1005	0.50±0.05	±2%	C1608C0G1H331G080AA	
			±5%	C1608C0G1H331J080AA	
			±10%	C1005C0G1H391K050BA	
	1608	0.80±0.10	±5%	C1005C0G1H391J050BA	
			±10%	C1608C0G1H391K080AA	
			±5%	C1608C0G1H391J080AA	
470 pF	1005	0.50±0.05	±1%	C1005C0G1H471F050BA	
			±10%	C1005C0G1H471K050BA	
			±2%	C1005C0G1H471G050BA	
	1608	0.80±0.10	±5%	C1005C0G1H471J050BA	
			±1%	C1608C0G1H471F080AA	
			±10%	C1608C0G1H471K080AA	
560 pF	1005	0.50±0.05	±2%	C1608C0G1H471G080AA	
			±5%	C1608C0G1H471J080AA	
			±10%	C1005C0G1H561K050BA	
	1608	0.80±0.10	±5%	C1005C0G1H561J050BA	
			±10%	C1608C0G1H561K080AA	
			±5%	C1608C0G1H561J080AA	
680 pF	1005	0.50±0.05	±1%	C1005C0G1H681F050BA	
			±10%	C1005C0G1H681K050BA	
			±2%	C1005C0G1H681G050BA	
	1608	0.80±0.10	±5%	C1005C0G1H681J050BA	
			±1%	C1608C0G1H681F080AA	
			±10%	C1608C0G1H681K080AA	
			±2%	C1608C0G1H681G080AA	
			±5%	C1608C0G1H681J080AA	

■ 灰色涂层的品名，为新规设计非推荐品。

电容范围表

温度特性: COG (-55 to +125°C、0±30 ppm/°C)

电容	尺寸	厚度 (mm)	电容 容差	目录型号	
				额定电压 Edc: 50V	额定电压 Edc: 25V
820 pF	1005	0.50±0.05	±10%	C1005COG1H821K050BA	
			±5%	C1005COG1H821J050BA	
	1608	0.80±0.10	±10%	C1608COG1H821K080AA	
			±5%	C1608COG1H821J080AA	
1 nF	1005	0.50±0.05	±1%	C1005COG1H102F050BA	
			±10%	C1005COG1H102K050BA	
			±2%	C1005COG1H102G050BA	
	1608	0.80±0.10	±5%	C1005COG1H102J050BA	C1005COG1E102J050BA
			±1%	C1608COG1H102F080AA	
			±10%	C1608COG1H102K080AA	
2012	0.60±0.15	±2%	C1608COG1H102G080AA		
		±5%	C1608COG1H102J080AA		
		±10%	C2012COG1H102K060AA		
1.2 nF	1608	0.80±0.10	±5%	C2012COG1H102J060AA	
			±10%	C1608COG1H122K080AA	
	2012	0.60±0.15	±10%	C1608COG1H122K080AA	
			±5%	C1608COG1H122J080AA	
1.5 nF	1608	0.80±0.10	±10%	C2012COG1H122K060AA	
			±5%	C2012COG1H122J060AA	
	2012	0.60±0.15	±10%	C1608COG1H152K080AA	
			±5%	C1608COG1H152J080AA	
1.8 nF	1608	0.80±0.10	±10%	C2012COG1H152K060AA	
			±5%	C2012COG1H152J060AA	
	2012	0.60±0.15	±10%	C1608COG1H182K080AA	
			±5%	C1608COG1H182J080AA	
2.2 nF	1608	0.80±0.10	±10%	C2012COG1H182K060AA	
			±5%	C2012COG1H182J060AA	
	2012	0.60±0.15	±10%	C1608COG1H222K080AA	
			±5%	C1608COG1H222J080AA	
2.7 nF	1608	0.80±0.10	±10%	C2012COG1H222K060AA	
			±5%	C2012COG1H222J060AA	
	2012	0.60±0.15	±10%	C1608COG1H272K080AA	
			±5%	C1608COG1H272J080AA	
3.3 nF	1608	0.80±0.10	±10%	C2012COG1H272K060AA	
			±5%	C2012COG1H272J060AA	
	2012	0.60±0.15	±10%	C1608COG1H332K080AA	
			±5%	C1608COG1H332J080AA	
3.9 nF	1608	0.80±0.10	±10%	C2012COG1H332K060AA	
			±5%	C2012COG1H332J060AA	
	3216	0.60±0.15	±10%	C1608COG1H392K080AA	
			±5%	C1608COG1H392J080AA	C1608COG1E392J080AA
4.7 nF	1608	0.80±0.10	±10%	C2012COG1H392K060AA	
			±5%	C2012COG1H392J060AA	
	3216	0.60±0.15	±10%	C1608COG1H472K080AA	
			±5%	C1608COG1H472J080AA	C1608COG1E472J080AA
5.6 nF	2012	0.60±0.15	±10%	C2012COG1H472K060AA	
			±5%	C2012COG1H472J060AA	
	3216	0.60±0.15	±10%	C3216COG1H472K060AA	
			±5%	C3216COG1H472J060AA	
5.6 nF	1608	0.80±0.10	±10%	C1608COG1H562K080AA	
			±5%	C1608COG1H562J080AA	C1608COG1E562J080AA
	2012	0.60±0.15	±10%	C2012COG1H562K060AA	
			±5%	C2012COG1H562J060AA	
3216	0.60±0.15	±10%	C3216COG1H562K060AA		
		±5%	C3216COG1H562J060AA		

■ 灰色涂层的品名, 为新规设计非推荐品。

⚠ 为了能够更加正确、安全地使用产品, 请务必索取能进一步确认详细特性、规格的采购规格书。
 记载内容可能因为产品改良等原因不经预告而更改, 恕不另行通知。

电容范围表

温度特性: C0G (-55 to +125°C、0±30 ppm/°C)

电容	尺寸	厚度 (mm)	电容 容差	目录型号		
				额定电压 Edc: 50V	额定电压 Edc: 35V	额定电压 Edc: 25V
6.8 nF	1608	0.80±0.10	±10%	C1608C0G1H682K080AA		
			±5%	C1608C0G1H682J080AA		C1608C0G1E682J080AA
	2012	0.60±0.15	±10%	C2012C0G1H682K060AA		
			±5%	C2012C0G1H682J060AA		
	3216	0.60±0.15	±10%	C3216C0G1H682K060AA		
			±5%	C3216C0G1H682J060AA		
8.2 nF	1608	0.80±0.10	±10%	C1608C0G1H822K080AA		
			±5%	C1608C0G1H822J080AA		C1608C0G1E822J080AA
	2012	0.60±0.15	±10%	C2012C0G1H822K060AA		
			±5%	C2012C0G1H822J060AA		
	3216	0.60±0.15	±10%	C3216C0G1H822K060AA		
			±5%	C3216C0G1H822J060AA		
10 nF	1608	0.80±0.10	±10%	C1608C0G1H103K080AA	C1608C0G1V103K080AC	
			±5%	C1608C0G1H103J080AA	C1608C0G1V103J080AC	C1608C0G1E103J080AA
	2012	0.60±0.15	±10%	C2012C0G1H103K060AA		
			±5%	C2012C0G1H103J060AA		C2012C0G1E103J060AA
	3216	0.60±0.15	±10%	C3216C0G1H103K060AA		
			±5%	C3216C0G1H103J060AA		
15 nF	1608	0.80±0.10	±10%		C1608C0G1V153K080AC	
			±5%		C1608C0G1V153J080AC	
	2012	0.85±0.15	±10%	C2012C0G1H153K085AA		
			±5%	C2012C0G1H153J085AA		C2012C0G1E153J085AA
	3216	0.60±0.15	±10%	C3216C0G1H153K060AA		
			±5%	C3216C0G1H153J060AA		
18 nF	1608	0.80±0.10	±10%		C1608C0G1V183K080AC	
			±5%		C1608C0G1V183J080AC	
	2012	0.60±0.15	±10%		C2012C0G1V183K060AC	
			±5%		C2012C0G1V183J060AC	
	2012	0.60±0.15	±10%		C2012C0G1V223K060AC	
			±5%		C2012C0G1V223J060AC	
22 nF	2012	1.25±0.20	±10%	C2012C0G1H223K125AA		
			±5%	C2012C0G1H223J125AA		C2012C0G1E223J125AA
	3216	0.60±0.15	±10%	C3216C0G1H223K060AA		
			±5%	C3216C0G1H223J060AA		
	3225	1.25±0.20	±10%	C3225C0G1H223K125AA		
			±5%	C3225C0G1H223J125AA		
27 nF	2012	0.60±0.15	±10%		C2012C0G1V273K060AC	
			±5%		C2012C0G1V273J060AC	
	2012	0.60±0.15	±10%		C2012C0G1V303K060AC	
			±5%		C2012C0G1V303J060AC	
	2012	1.25±0.20	±10%	C2012C0G1H333K125AA		
			±5%	C2012C0G1H333J125AA		C2012C0G1E333J125AA
33 nF	3216	0.85±0.15	±10%	C3216C0G1H333K085AA		
			±5%	C3216C0G1H333J085AA		
	3225	1.60±0.20	±10%	C3225C0G1H333K160AA		
			±5%	C3225C0G1H333J160AA		
	3216	1.15±0.15	±10%	C3216C0G1H473K115AA		
			±5%	C3216C0G1H473J115AA		
47 nF	3225	2.00±0.20	±10%	C3225C0G1H473K200AA		
			±5%	C3225C0G1H473J200AA		
	4532	1.60±0.20	±10%	C4532C0G1H473K160KA		
			±5%	C4532C0G1H473J160KA		
	3216	1.60±0.20	±10%	C3216C0G1H683K160AA		
			±5%	C3216C0G1H683J160AA		
68 nF	3225	2.00±0.20	±10%	C3225C0G1H683K200AA		
			±5%	C3225C0G1H683J200AA		
	4532	1.60±0.20	±10%	C4532C0G1H683K160KA		
			±5%	C4532C0G1H683J160KA		
	3216	1.60±0.20	±10%	C3216C0G1H104K160AA		
			±5%	C3216C0G1H104J160AA		
100 nF	3225	2.50±0.30	±10%	C3225C0G1H104K250AA		
			±5%	C3225C0G1H104J250AA		
	4532	2.00±0.20	±10%	C4532C0G1H104K200KA		
			±5%	C4532C0G1H104J200KA		
	4532	2.50±0.30	±10%	C4532C0G1H154K250KA		
			±5%	C4532C0G1H154J250KA		
220 nF	4532	3.20±0.30	±10%	C4532C0G1H224K320KA		
			±5%	C4532C0G1H224J320KA		

■ 灰色涂层的品名, 为新设计非推荐品。

⚠ 为了能够更加正确、安全地使用产品, 请务必索取能进一步确认详细特性、规格的采购规格书。
 记载内容可能因为产品改良等原因不经预告而更改, 恕不另行通知。

电容范围表

温度特性: CH (-25 to +85°C、0±60 ppm/°C)

电容	尺寸	厚度 (mm)	电容 容差	目录型号		
				额定电压 Edc: 50V	额定电压 Edc: 25V	额定电压 Edc: 16V
0.5 pF	0402	0.20±0.02	±0.25pF			C0402CH1C0R5C020BC
	0603	0.30±0.03	±0.25pF	C0603CH1H0R5C030BA	C0603CH1E0R5C030BA	
	1005	0.50±0.05	±0.10pF	C1005CH1H0R5B050BA		
			±0.25pF	C1005CH1H0R5C050BA		
1608	0.80±0.10	±0.25pF	C1608CH1H0R5C080AA			
0.75 pF	0402	0.20±0.02	±0.25pF			C0402CH1CR75C020BC
	0603	0.30±0.03	±0.25pF	C0603CH1HR75C030BA	C0603CH1ER75C030BA	
	1005	0.50±0.05	±0.10pF	C1005CH1HR75B050BA		
			±0.25pF	C1005CH1HR75C050BA		
1608	0.80±0.10	±0.25pF	C1608CH1HR75C080AA			
1 pF	0402	0.20±0.02	±0.25pF			C0402CH1C010C020BC
	0603	0.30±0.03	±0.25pF	C0603CH1H010C030BA	C0603CH1E010C030BA	
	1005	0.50±0.05	±0.10pF	C1005CH1H010B050BA		
			±0.25pF	C1005CH1H010C050BA		
1608	0.80±0.10	±0.25pF	C1608CH1H010C080AA			
1.5 pF	0402	0.20±0.02	±0.25pF			C0402CH1C1R5C020BC
	0603	0.30±0.03	±0.25pF	C0603CH1H1R5C030BA	C0603CH1E1R5C030BA	
	1005	0.50±0.05	±0.10pF	C1005CH1H1R5B050BA		
			±0.25pF	C1005CH1H1R5C050BA		
1608	0.80±0.10	±0.25pF	C1608CH1H1R5C080AA			
2 pF	0402	0.20±0.02	±0.25pF			C0402CH1C020C020BC
	0603	0.30±0.03	±0.25pF	C0603CH1H020C030BA	C0603CH1E020C030BA	
	1005	0.50±0.05	±0.10pF	C1005CH1H020B050BA		
			±0.25pF	C1005CH1H020C050BA		
1608	0.80±0.10	±0.25pF	C1608CH1H020C080AA			
2.2 pF	0402	0.20±0.02	±0.25pF			C0402CH1C2R2C020BC
	0603	0.30±0.03	±0.25pF	C0603CH1H2R2C030BA	C0603CH1E2R2C030BA	
	1005	0.50±0.05	±0.10pF			
			±0.25pF			
1608	0.80±0.10	±0.25pF				
3 pF	0402	0.20±0.02	±0.25pF			C0402CH1C030C020BC
	0603	0.30±0.03	±0.25pF	C0603CH1H030C030BA	C0603CH1E030C030BA	
	1005	0.50±0.05	±0.10pF	C1005CH1H030B050BA		
			±0.25pF	C1005CH1H030C050BA		
1608	0.80±0.10	±0.25pF	C1608CH1H030C080AA			
3.3 pF	0402	0.20±0.02	±0.25pF			C0402CH1C3R3C020BC
	0603	0.30±0.03	±0.25pF	C0603CH1H3R3C030BA	C0603CH1E3R3C030BA	
	1005	0.50±0.05	±0.10pF			
			±0.25pF			
1608	0.80±0.10	±0.25pF				
4 pF	0402	0.20±0.02	±0.25pF			C0402CH1C040C020BC
	0603	0.30±0.03	±0.25pF	C0603CH1H040C030BA	C0603CH1E040C030BA	
	1005	0.50±0.05	±0.10pF	C1005CH1H040B050BA		
			±0.25pF	C1005CH1H040C050BA		
1608	0.80±0.10	±0.25pF	C1608CH1H040C080AA			
4.7 pF	0402	0.20±0.02	±0.25pF			C0402CH1C4R7C020BC
	0603	0.30±0.03	±0.25pF	C0603CH1H4R7C030BA	C0603CH1E4R7C030BA	
	1005	0.50±0.05	±0.10pF			
			±0.25pF			
1608	0.80±0.10	±0.25pF				
5 pF	0402	0.20±0.02	±0.25pF			C0402CH1C050C020BC
	0603	0.30±0.03	±0.25pF	C0603CH1H050C030BA	C0603CH1E050C030BA	
	1005	0.50±0.05	±0.10pF	C1005CH1H050B050BA		
			±0.25pF	C1005CH1H050C050BA		
1608	0.80±0.10	±0.25pF	C1608CH1H050C080AA			
6 pF	0402	0.20±0.02	±0.50pF			C0402CH1C060D020BC
	0603	0.30±0.03	±0.50pF	C0603CH1H060D030BA	C0603CH1E060D030BA	
	1005	0.50±0.05	±0.25pF	C1005CH1H060C050BA		
			±0.50pF	C1005CH1H060D050BA		
1608	0.80±0.10	±0.25pF	C1608CH1H060C080AA			
6.8 pF	0402	0.20±0.02	±0.50pF			C0402CH1C6R8D020BC
	0603	0.30±0.03	±0.50pF	C0603CH1H6R8D030BA	C0603CH1E6R8D030BA	
	1005	0.50±0.05	±0.25pF			
			±0.50pF			
1608	0.80±0.10	±0.50pF				
7 pF	0402	0.20±0.02	±0.50pF			C0402CH1C070D020BC
	0603	0.30±0.03	±0.50pF	C0603CH1H070D030BA	C0603CH1E070D030BA	
	1005	0.50±0.05	±0.25pF	C1005CH1H070C050BA		
			±0.50pF	C1005CH1H070D050BA		
1608	0.80±0.10	±0.25pF	C1608CH1H070C080AA			
			±0.50pF	C1608CH1H070D080AA		

■灰色涂层的品名，为新设计非推荐品。

⚠ 为了能够更加正确、安全地使用产品，请务必索取能进一步确认详细特性、规格的采购规格书。
 记载内容可能因为产品改良等原因不经预告而更改，恕不另行通知。

电容范围表

温度特性: CH (-25 to +85°C、0±60 ppm/°C)

电容	尺寸	厚度 (mm)	电容 容差	目录型号		
				额定电压 Edc: 50V	额定电压 Edc: 25V	额定电压 Edc: 16V
8 pF	0402	0.20±0.02	±0.50pF			C0402CH1C080D020BC
	0603	0.30±0.03	±0.50pF	C0603CH1H080D030BA	C0603CH1E080D030BA	
	1005	0.50±0.05	±0.25pF	C1005CH1H080C050BA		
			±0.50pF	C1005CH1H080D050BA		
1608	0.80±0.10	±0.25pF	C1608CH1H080C080AA			
		±0.50pF	C1608CH1H080D080AA			
9 pF	0402	0.20±0.02	±0.50pF			C0402CH1C090D020BC
	0603	0.30±0.03	±0.50pF	C0603CH1H090D030BA	C0603CH1E090D030BA	
	1005	0.50±0.05	±0.25pF	C1005CH1H090C050BA		
			±0.50pF	C1005CH1H090D050BA		
1608	0.80±0.10	±0.25pF	C1608CH1H090C080AA			
		±0.50pF	C1608CH1H090D080AA			
10 pF	0402	0.20±0.02	±0.50pF			C0402CH1C100D020BC
	0603	0.30±0.03	±0.50pF	C0603CH1H100D030BA	C0603CH1E100D030BA	
	1005	0.50±0.05	±0.25pF	C1005CH1H100C050BA		
			±0.50pF	C1005CH1H100D050BA		
1608	0.80±0.10	±0.25pF	C1608CH1H100C080AA			
		±0.50pF	C1608CH1H100D080AA			
12 pF	0402	0.20±0.02	±10%			C0402CH1C120K020BC
			±5%			C0402CH1C120J020BC
	0603	0.30±0.03	±10%	C0603CH1H120K030BA	C0603CH1E120K030BA	
			±5%	C0603CH1H120J030BA	C0603CH1E120J030BA	
1005	0.50±0.05	±5%	C1005CH1H120J050BA			
		±5%	C1005CH1H120J050BA			
1608	0.80±0.10	±5%	C1608CH1H120J080AA			
		±5%	C1608CH1H120J080AA			
15 pF	0402	0.20±0.02	±10%			C0402CH1C150K020BC
			±5%			C0402CH1C150J020BC
	0603	0.30±0.03	±10%	C0603CH1H150K030BA	C0603CH1E150K030BA	
			±5%	C0603CH1H150J030BA	C0603CH1E150J030BA	
1005	0.50±0.05	±5%	C1005CH1H150J050BA			
		±5%	C1005CH1H150J050BA			
1608	0.80±0.10	±5%	C1608CH1H150J080AA			
		±5%	C1608CH1H150J080AA			
18 pF	0402	0.20±0.02	±10%			C0402CH1C180K020BC
			±5%			C0402CH1C180J020BC
	0603	0.30±0.03	±10%	C0603CH1H180K030BA	C0603CH1E180K030BA	
			±5%	C0603CH1H180J030BA	C0603CH1E180J030BA	
1005	0.50±0.05	±5%	C1005CH1H180J050BA			
		±5%	C1005CH1H180J050BA			
1608	0.80±0.10	±5%	C1608CH1H180J080AA			
		±5%	C1608CH1H180J080AA			
22 pF	0402	0.20±0.02	±10%			C0402CH1C220K020BC
			±5%			C0402CH1C220J020BC
	0603	0.30±0.03	±10%	C0603CH1H220K030BA	C0603CH1E220K030BA	
			±5%	C0603CH1H220J030BA	C0603CH1E220J030BA	
1005	0.50±0.05	±5%	C1005CH1H220J050BA			
		±5%	C1005CH1H220J050BA			
1608	0.80±0.10	±5%	C1608CH1H220J080AA			
		±5%	C1608CH1H220J080AA			
27 pF	0402	0.20±0.02	±10%			C0402CH1C270K020BC
			±5%			C0402CH1C270J020BC
	0603	0.30±0.03	±10%	C0603CH1H270K030BA	C0603CH1E270K030BA	
			±5%	C0603CH1H270J030BA	C0603CH1E270J030BA	
1005	0.50±0.05	±5%	C1005CH1H270J050BA			
		±5%	C1005CH1H270J050BA			
1608	0.80±0.10	±5%	C1608CH1H270J080AA			
		±5%	C1608CH1H270J080AA			
33 pF	0402	0.20±0.02	±10%			C0402CH1C330K020BC
			±5%			C0402CH1C330J020BC
	0603	0.30±0.03	±10%	C0603CH1H330K030BA	C0603CH1E330K030BA	
			±5%	C0603CH1H330J030BA	C0603CH1E330J030BA	
1005	0.50±0.05	±5%	C1005CH1H330J050BA			
		±5%	C1005CH1H330J050BA			
1608	0.80±0.10	±5%	C1608CH1H330J080AA			
		±5%	C1608CH1H330J080AA			
39 pF	0402	0.20±0.02	±10%			C0402CH1C390K020BC
			±5%			C0402CH1C390J020BC
	0603	0.30±0.03	±10%	C0603CH1H390K030BA	C0603CH1E390K030BA	
			±5%	C0603CH1H390J030BA	C0603CH1E390J030BA	
1005	0.50±0.05	±5%	C1005CH1H390J050BA			
		±5%	C1005CH1H390J050BA			
1608	0.80±0.10	±5%	C1608CH1H390J080AA			
		±5%	C1608CH1H390J080AA			

■灰色涂层的品名, 为新规设计非推荐品。

电容范围表

温度特性: CH (-25 to +85°C、0±60 ppm/°C)

电容	尺寸	厚度 (mm)	电容 容差	目录型号		
				额定电压 Edc: 50V	额定电压 Edc: 25V	额定电压 Edc: 16V
47 pF	0402	0.20±0.02	±10%			C0402CH1C470K020BC
			±5%			C0402CH1C470J020BC
	0603	0.30±0.03	±10%	C0603CH1H470K030BA	C0603CH1E470K030BA	
			±5%	C0603CH1H470J030BA	C0603CH1E470J030BA	
1005	0.50±0.05	±5%	C1005CH1H470J050BA			
		±5%	C1608CH1H470J080AA			
56 pF	0402	0.20±0.02	±10%			C0402CH1C560K020BC
			±5%			C0402CH1C560J020BC
	0603	0.30±0.03	±10%	C0603CH1H560K030BA	C0603CH1E560K030BA	
			±5%	C0603CH1H560J030BA	C0603CH1E560J030BA	
1005	0.50±0.05	±5%	C1005CH1H560J050BA			
		±5%	C1608CH1H560J080AA			
68 pF	0402	0.20±0.02	±10%			C0402CH1C680K020BC
			±5%			C0402CH1C680J020BC
	0603	0.30±0.03	±10%	C0603CH1H680K030BA	C0603CH1E680K030BA	
			±5%	C0603CH1H680J030BA	C0603CH1E680J030BA	
1005	0.50±0.05	±5%	C1005CH1H680J050BA			
		±5%	C1608CH1H680J080AA			
82 pF	0402	0.20±0.02	±10%			C0402CH1C820K020BC
			±5%			C0402CH1C820J020BC
	0603	0.30±0.03	±10%	C0603CH1H820K030BA	C0603CH1E820K030BA	
			±5%	C0603CH1H820J030BA	C0603CH1E820J030BA	
1005	0.50±0.05	±5%	C1005CH1H820J050BA			
		±5%	C1608CH1H820J080AA			
100 pF	0402	0.20±0.02	±10%			C0402CH1C101K020BC
			±5%			C0402CH1C101J020BC
	0603	0.30±0.03	±10%	C0603CH1H101K030BA	C0603CH1E101K030BA	
			±5%	C0603CH1H101J030BA	C0603CH1E101J030BA	
1005	0.50±0.05	±10%	C1005CH1H101K050BA			
		±5%	C1005CH1H101J050BA			
1608	0.80±0.10	±10%	C1608CH1H101K080AA			
		±5%	C1608CH1H101J080AA			
120 pF	1005	0.50±0.05	±10%	C1005CH1H121K050BA		
			±5%	C1005CH1H121J050BA		
1608	0.80±0.10	±10%	C1608CH1H121K080AA			
		±5%	C1608CH1H121J080AA			
150 pF	1005	0.50±0.05	±10%	C1005CH1H151K050BA		
			±5%	C1005CH1H151J050BA		
1608	0.80±0.10	±10%	C1608CH1H151K080AA			
		±5%	C1608CH1H151J080AA			
180 pF	1005	0.50±0.05	±10%	C1005CH1H181K050BA		
			±5%	C1005CH1H181J050BA		
1608	0.80±0.10	±10%	C1608CH1H181K080AA			
		±5%	C1608CH1H181J080AA			
220 pF	1005	0.50±0.05	±10%	C1005CH1H221K050BA		
			±5%	C1005CH1H221J050BA		
1608	0.80±0.10	±10%	C1608CH1H221K080AA			
		±5%	C1608CH1H221J080AA			
270 pF	1005	0.50±0.05	±10%	C1005CH1H271K050BA		
			±5%	C1005CH1H271J050BA		
1608	0.80±0.10	±10%	C1608CH1H271K080AA			
		±5%	C1608CH1H271J080AA			
330 pF	1005	0.50±0.05	±10%	C1005CH1H331K050BA		
			±5%	C1005CH1H331J050BA		
1608	0.80±0.10	±10%	C1608CH1H331K080AA			
		±5%	C1608CH1H331J080AA			
390 pF	1005	0.50±0.05	±10%	C1005CH1H391K050BA		
			±5%	C1005CH1H391J050BA		
1608	0.80±0.10	±10%	C1608CH1H391K080AA			
		±5%	C1608CH1H391J080AA			

■灰色涂层的品名，为新规设计非推荐品。

⚠ 为了能够更加正确、安全地使用产品，请务必索取能进一步确认详细特性、规格的采购规格书。
 记载内容可能因为产品改良等原因不经预告而更改，恕不另行通知。

电容范围表

温度特性: CH (-25 to +85°C、0±60 ppm/°C)

电容	尺寸	厚度 (mm)	电容 容差	目录型号	
				额定电压 E _{dc} : 50V	
470 pF	1005	0.50±0.05	±10%	C1005CH1H471K050BA	
			±5%	C1005CH1H471J050BA	
	1608	0.80±0.10	±10%	C1608CH1H471K080AA	
			±5%	C1608CH1H471J080AA	
560 pF	1005	0.50±0.05	±10%	C1005CH1H561K050BA	
			±5%	C1005CH1H561J050BA	
	1608	0.80±0.10	±10%	C1608CH1H561K080AA	
			±5%	C1608CH1H561J080AA	
680 pF	1005	0.50±0.05	±10%	C1005CH1H681K050BA	
			±5%	C1005CH1H681J050BA	
	1608	0.80±0.10	±10%	C1608CH1H681K080AA	
			±5%	C1608CH1H681J080AA	
820 pF	1005	0.50±0.05	±10%	C1005CH1H821K050BA	
			±5%	C1005CH1H821J050BA	
	1608	0.80±0.10	±10%	C1608CH1H821K080AA	
			±5%	C1608CH1H821J080AA	
1 nF	1005	0.50±0.05	±10%	C1005CH1H102K050BA	
			±5%	C1005CH1H102J050BA	
	1608	0.80±0.10	±10%	C1608CH1H102K080AA	
			±5%	C1608CH1H102J080AA	
1.2 nF	2012	0.60±0.15	±10%	C2012CH1H102K060AA	
			±5%	C2012CH1H102J060AA	
	1608	0.80±0.10	±10%	C1608CH1H122K080AA	
			±5%	C1608CH1H122J080AA	
1.5 nF	2012	0.60±0.15	±10%	C2012CH1H122K060AA	
			±5%	C2012CH1H122J060AA	
	1608	0.80±0.10	±10%	C1608CH1H152K080AA	
			±5%	C1608CH1H152J080AA	
1.8 nF	2012	0.60±0.15	±10%	C2012CH1H152K060AA	
			±5%	C2012CH1H152J060AA	
	1608	0.80±0.10	±10%	C1608CH1H182K080AA	
			±5%	C1608CH1H182J080AA	
2.2 nF	2012	0.60±0.15	±10%	C2012CH1H182K060AA	
			±5%	C2012CH1H182J060AA	
	1608	0.80±0.10	±10%	C1608CH1H222K080AA	
			±5%	C1608CH1H222J080AA	
2.7 nF	2012	0.60±0.15	±10%	C2012CH1H222K060AA	
			±5%	C2012CH1H222J060AA	
	1608	0.80±0.10	±10%	C1608CH1H272K080AA	
			±5%	C1608CH1H272J080AA	
3.3 nF	2012	0.60±0.15	±10%	C2012CH1H272K060AA	
			±5%	C2012CH1H272J060AA	
	1608	0.80±0.10	±10%	C1608CH1H332K080AA	
			±5%	C1608CH1H332J080AA	
3.9 nF	2012	0.60±0.15	±10%	C2012CH1H332K060AA	
			±5%	C2012CH1H332J060AA	
	3216	0.60±0.15	±10%	C3216CH1H392K060AA	
			±5%	C3216CH1H392J060AA	
4.7 nF	1608	0.80±0.10	±10%	C1608CH1H472K080AA	
			±5%	C1608CH1H472J080AA	
	2012	0.60±0.15	±10%	C2012CH1H472K060AA	
			±5%	C2012CH1H472J060AA	
3216	0.60±0.15	±10%	C3216CH1H472K060AA		
		±5%	C3216CH1H472J060AA		

■ 灰色涂层的品名，为新规设计非推荐品。

电容范围表

温度特性: CH (-25 to +85°C、0±60 ppm/°C)

电容	尺寸	厚度 (mm)	电容 容差	目录型号	
				额定电压 Edc: 50V	额定电压 Edc: 35V
5.6 nF	1608	0.80±0.10	±10%	C1608CH1H562K080AA	
			±5%	C1608CH1H562J080AA	
	2012	0.60±0.15	±10%	C2012CH1H562K060AA	
			±5%	C2012CH1H562J060AA	
	3216	0.60±0.15	±10%	C3216CH1H562K060AA	
			±5%	C3216CH1H562J060AA	
6.8 nF	1608	0.80±0.10	±10%	C1608CH1H682K080AA	
			±5%	C1608CH1H682J080AA	
	2012	0.60±0.15	±10%	C2012CH1H682K060AA	
			±5%	C2012CH1H682J060AA	
	3216	0.60±0.15	±10%	C3216CH1H682K060AA	
			±5%	C3216CH1H682J060AA	
8.2 nF	1608	0.80±0.10	±10%	C1608CH1H822K080AA	
			±5%	C1608CH1H822J080AA	
	2012	0.60±0.15	±10%	C2012CH1H822K060AA	
			±5%	C2012CH1H822J060AA	
	3216	0.60±0.15	±10%	C3216CH1H822K060AA	
			±5%	C3216CH1H822J060AA	
10 nF	1608	0.80±0.10	±10%	C1608CH1H103K080AA	C1608CH1V103K080AC
			±5%	C1608CH1H103J080AA	C1608CH1V103J080AC
	2012	0.60±0.15	±10%	C2012CH1H103K060AA	
			±5%	C2012CH1H103J060AA	
	3216	0.60±0.15	±10%	C3216CH1H103K060AA	
			±5%	C3216CH1H103J060AA	
15 nF	1608	0.80±0.10	±10%		C1608CH1V153K080AC
			±5%		C1608CH1V153J080AC
	2012	0.85±0.15	±10%	C2012CH1H153K085AA	
			±5%	C2012CH1H153J085AA	
	3216	0.60±0.15	±10%	C3216CH1H153K060AA	
			±5%	C3216CH1H153J060AA	
18 nF	1608	0.80±0.10	±10%		C1608CH1V183K080AC
			±5%		C1608CH1V183J080AC
	2012	0.60±0.15	±10%		C2012CH1V183K060AC
			±5%		C2012CH1V183J060AC
	2012	0.60±0.15	±10%		C2012CH1V223K060AC
			±5%		C2012CH1V223J060AC
22 nF	2012	1.25±0.20	±10%	C2012CH1H223K125AA	
			±5%	C2012CH1H223J125AA	
	3216	0.60±0.15	±10%	C3216CH1H223K060AA	
			±5%	C3216CH1H223J060AA	
	3225	1.25±0.20	±10%	C3225CH1H223K125AA	
			±5%	C3225CH1H223J125AA	
27 nF	2012	0.60±0.15	±10%		C2012CH1V273K060AC
			±5%		C2012CH1V273J060AC
30 nF	2012	0.60±0.15	±10%		C2012CH1V303K060AC
			±5%		C2012CH1V303J060AC
	2012	1.25±0.20	±10%	C2012CH1H333K125AA	
			±5%	C2012CH1H333J125AA	
	3216	0.85±0.15	±10%	C3216CH1H333K085AA	
			±5%	C3216CH1H333J085AA	
3225	1.60±0.20	±10%	C3225CH1H333K160AA		
		±5%	C3225CH1H333J160AA		
47 nF	3216	1.15±0.15	±10%	C3216CH1H473K115AA	
			±5%	C3216CH1H473J115AA	
	3225	2.00±0.20	±10%	C3225CH1H473K200AA	
			±5%	C3225CH1H473J200AA	
	4532	1.60±0.20	±10%	C4532CH1H473K160KA	
			±5%	C4532CH1H473J160KA	
68 nF	3216	1.60±0.20	±10%	C3216CH1H683K160AA	
			±5%	C3216CH1H683J160AA	
	3225	2.00±0.20	±10%	C3225CH1H683K200AA	
			±5%	C3225CH1H683J200AA	
	4532	1.60±0.20	±10%	C4532CH1H683K160KA	
			±5%	C4532CH1H683J160KA	

■灰色涂层的品名, 为新设计非推荐品。

⚠ 为了能够更加正确、安全地使用产品, 请务必索取能进一步确认详细特性、规格的采购规格书。
 记载内容可能因为产品改良等原因不经预告而更改, 恕不另行通知。

电容范围表

温度特性: CH (-25 to +85°C、0±60 ppm/°C)

电容	尺寸	厚度 (mm)	电容 容差	目录型号	
				额定电压 Edc: 50V	
100 nF	3216	1.60±0.20	±10%	C3216CH1H104K160AA	
			±5%	C3216CH1H104J160AA	
	3225	2.50±0.30	±10%	C3225CH1H104K250AA	
			±5%	C3225CH1H104J250AA	
4532	2.00±0.20	±10%	C4532CH1H104K200KA		
		±5%	C4532CH1H104J200KA		
150 nF	4532	2.50±0.30	±10%	C4532CH1H154K250KA	
			±5%	C4532CH1H154J250KA	
220 nF	4532	3.20±0.30	±10%	C4532CH1H224K320KA	
			±5%	C4532CH1H224J320KA	

■灰色涂层的品名, 为新规设计非推荐品。

电容范围表

温度特性: JB (-25 to +85°C、±10%)

电容	尺寸	厚度 (mm)	电容 容差	目录型号		
				额定电压 Edc: 50V	额定电压 Edc: 25V	额定电压 Edc: 16V
100 pF	0402	0.20±0.02	±10%			C0402JB1C101K020BC
			±20%			C0402JB1C101M020BC
	0603	0.30±0.03	±10%		C0603JB1E101K030BA	
			±20%		C0603JB1E101M030BA	
150 pF	0402	0.20±0.02	±10%			C0402JB1C151K020BC
			±20%			C0402JB1C151M020BC
	0603	0.30±0.03	±10%		C0603JB1E151K030BA	
			±20%		C0603JB1E151M030BA	
220 pF	0402	0.20±0.02	±10%			C0402JB1C221K020BC
			±20%			C0402JB1C221M020BC
	0603	0.30±0.03	±10%		C0603JB1E221K030BA	
			±20%		C0603JB1E221M030BA	
330 pF	1005	0.50±0.05	±10%	C1005JB1H221K050BA		
			±20%	C1005JB1H221M050BA		
	0402	0.20±0.02	±10%			C0402JB1C331K020BC
			±20%			C0402JB1C331M020BC
0603	0.30±0.03	±10%		C0603JB1E331K030BA		
		±20%		C0603JB1E331M030BA		
470 pF	1005	0.50±0.05	±10%	C1005JB1H331K050BA		
			±20%	C1005JB1H331M050BA		
	0402	0.20±0.02	±10%			C0402JB1C471K020BC
			±20%			C0402JB1C471M020BC
0603	0.30±0.03	±10%		C0603JB1E471K030BA		
		±20%		C0603JB1E471M030BA		
680 pF	1005	0.50±0.05	±10%	C1005JB1H471K050BA		
			±20%	C1005JB1H471M050BA		
	0402	0.20±0.02	±10%			C0402JB1C681K020BC
			±20%			C0402JB1C681M020BC
0603	0.30±0.03	±10%		C0603JB1E681K030BA		
		±20%		C0603JB1E681M030BA		
1 nF	1005	0.50±0.05	±10%	C1005JB1H681K050BA		
			±20%	C1005JB1H681M050BA		
	0603	0.30±0.03	±10%		C0603JB1E102K030BA	
			±20%		C0603JB1E102M030BA	
1.5 nF	1005	0.50±0.05	±10%	C1005JB1H102K050BA		
			±20%	C1005JB1H102M050BA		
	0603	0.30±0.03	±10%		C0603JB1E152K030BA	
			±20%		C0603JB1E152M030BA	
2.2 nF	1005	0.50±0.05	±10%	C1005JB1H152K050BA		
			±20%	C1005JB1H152M050BA		
	0603	0.30±0.03	±10%		C0603JB1E222K030BA	
			±20%		C0603JB1E222M030BA	
3.3 nF	1005	0.50±0.05	±10%	C1005JB1H222K050BA		
			±20%	C1005JB1H222M050BA		
	0603	0.30±0.03	±10%		C0603JB1E332K030BA	
			±20%		C0603JB1E332M030BA	
4.7 nF	1005	0.50±0.05	±10%	C1005JB1H332K050BA		
			±20%	C1005JB1H332M050BA		
	0603	0.30±0.03	±10%			C0603JB1C472K030BA
			±20%			C0603JB1C472M030BA
1005	0.50±0.05	±10%	C1005JB1H472K050BA			
		±20%	C1005JB1H472M050BA			

■灰色涂层的品名, 为新规设计非推荐品。

⚠ 为了能够更加正确、安全地使用产品, 请务必索取能进一步确认详细特性、规格的采购规格书。
 记载内容可能因为产品改良等原因不经预告而更改, 恕不另行通知。

MULTILAYER CERAMIC CHIP CAPACITORS



电容范围表

温度特性: JB (-25 to +85°C、±10%)

电容	尺寸	厚度 (mm)	电容容差	目录型号			
				额定电压 Edc: 50V	额定电压 Edc: 35V	额定电压 Edc: 25V	额定电压 Edc: 16V
6.8 nF	1005	0.50±0.05	±10%	C1005JB1H682K050BA			
			±20%	C1005JB1H682M050BA			
10 nF	1005	0.50±0.05	±10%	C1005JB1H103K050BB		C1005JB1E103K050BA	
			±20%	C1005JB1H103M050BB		C1005JB1E103M050BA	
	1608	0.80±0.10	±10%	C1608JB1H103K080AA			
			±20%	C1608JB1H103M080AA			
15 nF	1005	0.50±0.05	±10%	C1005JB1H153K050BB		C1005JB1E153K050BA	C1005JB1C153K050BA
			±20%	C1005JB1H153M050BB		C1005JB1E153M050BA	C1005JB1C153M050BA
	1608	0.80±0.10	±10%	C1608JB1H153K080AA			
			±20%	C1608JB1H153M080AA			
22 nF	0603	0.30±0.03	±10%			C0603JB1E223K030BB	
			±20%			C0603JB1E223M030BB	
	1005	0.50±0.05	±10%	C1005JB1H223K050BB		C1005JB1E223K050BA	C1005JB1C223K050BA
			±20%	C1005JB1H223M050BB		C1005JB1E223M050BA	C1005JB1C223M050BA
1608	0.80±0.10	±10%	C1608JB1H223K080AA				
		±20%	C1608JB1H223M080AA				
33 nF	1005	0.50±0.05	±10%	C1005JB1H333K050BB		C1005JB1E333K050BA	C1005JB1C333K050BA
			±20%	C1005JB1H333M050BB		C1005JB1E333M050BA	C1005JB1C333M050BA
	1608	0.80±0.10	±10%	C1608JB1H333K080AA			
			±20%	C1608JB1H333M080AA			
47 nF	0603	0.30±0.03	±10%			C0603JB1E473K030BB	
			±20%			C0603JB1E473M030BB	
	1005	0.50±0.05	±10%	C1005JB1H473K050BB		C1005JB1E473K050BA	C1005JB1C473K050BA
			±20%	C1005JB1H473M050BB		C1005JB1E473M050BA	C1005JB1C473M050BA
1608	0.80±0.10	±10%	C1608JB1H473K080AA				
		±20%	C1608JB1H473M080AA				
68 nF	1005	0.50±0.05	±10%	C1005JB1H683K050BB	C1005JB1V683K050BB	C1005JB1E683K050BC	C1005JB1C683K050BA
			±20%	C1005JB1H683M050BB	C1005JB1V683M050BB	C1005JB1E683M050BC	C1005JB1C683M050BA
	1608	0.80±0.10	±10%	C1608JB1H683K080AA			
			±20%	C1608JB1H683M080AA			
100 nF	0603	0.30±0.03	±10%			C0603JB1E104K030BB	C0603JB1C104K030BC
			±20%			C0603JB1E104M030BB	C0603JB1C104M030BC
	1005	0.50±0.05	±10%	C1005JB1H104K050BB	C1005JB1V104K050BB	C1005JB1E104K050BC	C1005JB1C104K050BA
			±20%	C1005JB1H104M050BB	C1005JB1V104M050BB	C1005JB1E104M050BC	C1005JB1C104M050BA
	1608	0.80±0.10	±10%	C1608JB1H104K080AA			
			±20%	C1608JB1H104M080AA			
2012	0.85±0.15	±10%	C2012JB1H104K085AA				
		±20%	C2012JB1H104M085AA				
150 nF	0603	0.30±0.03	±10%			C0603JB1E154K030BC	C0603JB1C154K030BC
			±20%			C0603JB1E154M030BC	C0603JB1C154M030BC
	1005	0.50±0.05	±10%			C1005JB1E154K050BC	C1005JB1C154K050BB
			±20%			C1005JB1E154M050BC	C1005JB1C154M050BB
	1608	0.80±0.10	±10%	C1608JB1H154K080AB	C1608JB1V154K080AB	C1608JB1E154K080AA	
			±20%	C1608JB1H154M080AB	C1608JB1V154M080AB	C1608JB1E154M080AA	
2012	0.85±0.15	±10%	C2012JB1H154K085AA				
		±20%	C2012JB1H154M085AA				
220 nF	0603	0.30±0.03	±10%			C0603JB1E224K030BC	C0603JB1C224K030BC
			±20%			C0603JB1E224M030BC	C0603JB1C224M030BC
	1005	0.50±0.05	±10%			C1005JB1E224K050BC	C1005JB1C224K050BB
			±20%			C1005JB1E224M050BC	C1005JB1C224M050BB
	1608	0.80±0.10	±10%	C1608JB1H224K080AB	C1608JB1V224K080AB	C1608JB1E224K080AA	
			±20%	C1608JB1H224M080AB	C1608JB1V224M080AB	C1608JB1E224M080AA	
2012	1.25±0.20	±10%	C2012JB1H224K125AA				
		±20%	C2012JB1H224M125AA				
330 nF	1005	0.50±0.05	±10%		C1005JB1V334K050BC	C1005JB1E334K050BB	C1005JB1C334K050BC
			±20%		C1005JB1V334M050BC	C1005JB1E334M050BB	C1005JB1C334M050BC
	1608	0.80±0.10	±10%	C1608JB1H334K080AB	C1608JB1V334K080AB	C1608JB1E334K080AC	C1608JB1C334K080AA
			±20%	C1608JB1H334M080AB	C1608JB1V334M080AB	C1608JB1E334M080AC	C1608JB1C334M080AA

■ 灰色涂层的品名, 为新设计非推荐品。

⚠ 为了能够更加正确、安全地使用产品, 请务必索取能进一步确认详细特性、规格的采购规格书。
 记载内容可能因为产品改良等原因不经预告而更改, 恕不另行通知。

MULTILAYER CERAMIC CHIP CAPACITORS TDK

电容范围表

温度特性: JB (-25 to +85°C、±10%)

电容	尺寸	厚度 (mm)	电容容差	目录型号			
				额定电压 Edc: 50V	额定电压 Edc: 35V	额定电压 Edc: 25V	额定电压 Edc: 16V
330 nF	2012	1.25±0.20	±10%	C2012JB1H334K125AA			
			±20%	C2012JB1H334M125AA			
470 nF	1005	0.50±0.05	±10%		C1005JB1V474K050BC	C1005JB1E474K050BB	C1005JB1C474K050BC
			±20%		C1005JB1V474M050BC	C1005JB1E474M050BB	C1005JB1C474M050BC
	1608	0.80±0.10	±10%	C1608JB1H474K080AB	C1608JB1V474K080AB	C1608JB1E474K080AC	C1608JB1C474K080AA
			±20%	C1608JB1H474M080AB	C1608JB1V474M080AB	C1608JB1E474M080AC	C1608JB1C474M080AA
2012	1.25±0.20	±10%	C2012JB1H474K125AB				
		±20%	C2012JB1H474M125AB				
680 nF	1005	0.50±0.05	±10%		C1005JB1V684K050BC	C1005JB1E684K050BC	C1005JB1C684K050BC
			±20%		C1005JB1V684M050BC	C1005JB1E684M050BC	C1005JB1C684M050BC
	1608	0.80±0.10	±10%	C1608JB1H684K080AB	C1608JB1V684K080AB	C1608JB1E684K080AC	C1608JB1C684K080AA
			±20%	C1608JB1H684M080AB	C1608JB1V684M080AB	C1608JB1E684M080AC	C1608JB1C684M080AA
2012	1.25±0.20	±10%	C2012JB1H684K125AB		C2012JB1E684K125AA		
		±20%	C2012JB1H684M125AB		C2012JB1E684M125AA		
1 µF	1005	0.50±0.05	±10%		C1005JB1V105K050BC	C1005JB1E105K050BC	C1005JB1C105K050BC
			±20%		C1005JB1V105M050BC	C1005JB1E105M050BC	C1005JB1C105M050BC
	1608	0.80±0.10	±10%	C1608JB1H105K080AB	C1608JB1V105K080AB	C1608JB1E105K080AC	C1608JB1C105K080AA
			±20%	C1608JB1H105M080AB	C1608JB1V105M080AB	C1608JB1E105M080AC	C1608JB1C105M080AA
	2012	0.85±0.15	±10%	C2012JB1H105K085AB	C2012JB1V105K085AB	C2012JB1E105K085AC	C2012JB1C105K085AA
			±20%	C2012JB1H105M085AB	C2012JB1V105M085AB	C2012JB1E105M085AC	C2012JB1C105M085AA
		1.25±0.20	±10%	C2012JB1H105K125AB		C2012JB1E105K125AA	
			±20%	C2012JB1H105M125AB		C2012JB1E105M125AA	
3216	1.60±0.20	±10%	C3216JB1H105K160AA				
		±20%	C3216JB1H105M160AA				
1.5 µF	1005	0.50±0.05	±10%				C1005JB1C155K050BC
			±20%				C1005JB1C155M050BC
	0.50±0.10	±10%			C1005JB1E155K050BC		
		±20%			C1005JB1E155M050BC		
	0.50+0.15, -0.10	±10%		C1005JB1V155K050BC			
		±20%		C1005JB1V155M050BC			
	1608	0.80±0.10	±10%	C1608JB1H155K080AB	C1608JB1V155K080AC	C1608JB1E155K080AB	C1608JB1C155K080AB
			±20%	C1608JB1H155M080AB	C1608JB1V155M080AC	C1608JB1E155M080AB	C1608JB1C155M080AB
2012	0.85±0.15	±10%			C2012JB1E155K085AC		
		±20%			C2012JB1E155M085AC		
	1.25±0.20	±10%	C2012JB1H155K125AB	C2012JB1V155K125AB	C2012JB1E155K125AB	C2012JB1C155K125AA	
		±20%	C2012JB1H155M125AB	C2012JB1V155M125AB	C2012JB1E155M125AB	C2012JB1C155M125AA	
3216	1.60±0.20	±10%	C3216JB1H155K160AB		C3216JB1E155K160AA		
		±20%	C3216JB1H155M160AB		C3216JB1E155M160AA		
2.2 µF	1005	0.50±0.05	±10%				C1005JB1C225K050BC
			±20%				C1005JB1C225M050BC
	0.50±0.10	±10%			C1005JB1E225K050BC		
		±20%			C1005JB1E225M050BC		
	0.50+0.15, -0.10	±10%		C1005JB1V225K050BC			
		±20%		C1005JB1V225M050BC			
	1608	0.80±0.10	±10%	C1608JB1V225K080AC	C1608JB1E225K080AB	C1608JB1E225K080AB	C1608JB1C225K080AB
			±20%	C1608JB1V225M080AC	C1608JB1E225M080AB	C1608JB1E225M080AB	C1608JB1C225M080AB
2012	0.85±0.15	±10%	C2012JB1H225K085AB	C2012JB1V225K085AB	C2012JB1E225K085AB	C2012JB1C225K085AC	
		±20%	C2012JB1H225M085AB	C2012JB1V225M085AB	C2012JB1E225M085AB	C2012JB1C225M085AC	
	1.25±0.20	±10%	C2012JB1H225K125AB	C2012JB1V225K125AB	C2012JB1E225K125AC	C2012JB1C225K125AA	
		±20%	C2012JB1H225M125AB	C2012JB1V225M125AB	C2012JB1E225M125AC	C2012JB1C225M125AA	
3216	1.60±0.20	±10%	C3216JB1H225K160AB		C3216JB1E225K160AA		
		±20%	C3216JB1H225M160AB		C3216JB1E225M160AA		
3225	2.00±0.20	±10%	C3225JB1H225K200AA				
		±20%	C3225JB1H225M200AA				
3.3 µF	1608	0.80±0.10	±10%			C1608JB1E335K080AC	C1608JB1C335K080AC
			±20%			C1608JB1E335M080AC	C1608JB1C335M080AC
	0.80+0.20, -0.10	±10%		C1608JB1V335K080AC			
		±20%		C1608JB1V335M080AC			
2012	0.60±0.15	±10%				C2012JB1C335K060AC	
		±20%				C2012JB1C335M060AC	
	0.85±0.15	±10%			C2012JB1E335K085AC	C2012JB1C335K085AB	
		±20%			C2012JB1E335M085AC	C2012JB1C335M085AB	
1.25±0.20	±10%	C2012JB1H335K125AB	C2012JB1V335K125AC	C2012JB1E335K125AB	C2012JB1C335K125AC		
	±20%	C2012JB1H335M125AB	C2012JB1V335M125AC	C2012JB1E335M125AB	C2012JB1C335M125AC		
3216	1.60±0.20	±10%	C3216JB1H335K160AB	C3216JB1V335K160AB	C3216JB1E335K160AA		
		±20%	C3216JB1H335M160AB	C3216JB1V335M160AB	C3216JB1E335M160AA		

■灰色涂层的品名, 为新规设计非推荐品。

⚠ 为了能够更加正确、安全地使用产品, 请务必索取能进一步确认详细特性、规格的采购规格书。
 记载内容可能因为产品改良等原因不经预告而更改, 恕不另行通知。

MULTILAYER CERAMIC CHIP CAPACITORS



电容范围表

温度特性: JB (-25 to +85°C、±10%)

电容	尺寸	厚度 (mm)	电容容差	目录型号			
				额定电压 Edc: 50V	额定电压 Edc: 35V	额定电压 Edc: 25V	额定电压 Edc: 16V
3.3 μF	3225	2.50±0.30	±10%	C3225JB1H335K250AA			
			±20%	C3225JB1H335M250AA			
	1608	0.80±0.10	±10%			C1608JB1E475K080AC	C1608JB1C475K080AC
			±20%			C1608JB1E475M080AC	C1608JB1C475M080AC
	0.80+0.20, -0.10	±10%		C1608JB1V475K080AC			
		±20%		C1608JB1V475M080AC			
4.7 μF	2012	0.85±0.15	±10%			C2012JB1E475K085AC	C2012JB1C475K085AB
			±20%			C2012JB1E475M085AC	C2012JB1C475M085AB
	1.25±0.20	±10%	C2012JB1H475K125AB	C2012JB1V475K125AC	C2012JB1E475K125AB	C2012JB1C475K125AC	
		±20%	C2012JB1H475M125AB	C2012JB1V475M125AC	C2012JB1E475M125AB	C2012JB1C475M125AC	
	0.85±0.15	±10%	C3216JB1H475K085AB	C3216JB1V475K085AB	C3216JB1E475K085AB		
		±20%	C3216JB1H475M085AB	C3216JB1V475M085AB	C3216JB1E475M085AB		
6.8 μF	3216	1.15±0.15	±10%			C3216JB1E475K115AB	
			±20%			C3216JB1E475M115AB	
	1.60±0.20	±10%	C3216JB1H475K160AB	C3216JB1V475K160AB	C3216JB1E475K160AA		
		±20%	C3216JB1H475M160AB	C3216JB1V475M160AB	C3216JB1E475M160AA		
	3225	2.50±0.30	±10%	C3225JB1H475K250AB			
			±20%	C3225JB1H475M250AB			
10 μF	1608	0.80+0.20, -0.10	±10%			C1608JB1E685K080AC	C1608JB1C685K080AB
			±20%			C1608JB1E685M080AC	C1608JB1C685M080AB
	2012	0.85±0.15	±10%				C2012JB1C685K085AC
			±20%				C2012JB1C685M085AC
	1.25±0.20	±10%		C2012JB1V685K125AC	C2012JB1E685K125AC	C2012JB1C685K125AC	
		±20%		C2012JB1V685M125AC	C2012JB1E685M125AC	C2012JB1C685M125AB	
15 μF	3216	1.60±0.20	±10%	C3216JB1H685K160AB	C3216JB1V685K160AB	C3216JB1E685K160AB	C3216JB1C685K160AA
			±20%	C3216JB1H685M160AB	C3216JB1V685M160AB	C3216JB1E685M160AB	C3216JB1C685M160AA
	3225	2.00±0.20	±10%			C3225JB1E685K200AA	C3225JB1C685K200AA
			±20%			C3225JB1E685M200AA	C3225JB1C685M200AA
	2.50±0.30	±10%	C3225JB1H685K250AB				
		±20%	C3225JB1H685M250AB				
22 μF	4532	2.50±0.30	±10%	C4532JB1H685K250KA			
			±20%	C4532JB1H685M250KA			
	1608	0.80+0.20, -0.10	±20%			C1608JB1E106M080AC	C1608JB1C106M080AB
			±10%		C2012JB1V106K085AC	C2012JB1E106K085AC	C2012JB1C106K085AC
	2012	0.85±0.15	±20%		C2012JB1V106M085AC	C2012JB1E106M085AC	C2012JB1C106M085AC
			±10%		C2012JB1V106K125AC	C2012JB1E106K125AB	C2012JB1C106K125AB
1.25±0.20	±20%		C2012JB1V106M125AC	C2012JB1E106M125AB	C2012JB1C106M125AB		
	±10%		C3216JB1E106K085AC	C3216JB1E106K085AC	C3216JB1C106K085AB		
15 μF	3216	1.60±0.20	±10%	C3216JB1H106K160AB	C3216JB1V106K160AB	C3216JB1E106K160AB	C3216JB1C106K160AA
			±20%	C3216JB1H106M160AB	C3216JB1V106M160AB	C3216JB1E106M160AB	C3216JB1C106M160AA
	3225	2.00±0.20	±10%				C3225JB1C106K200AA
			±20%				C3225JB1C106M200AA
	2.50±0.30	±10%	C3225JB1H106K250AB		C3225JB1E106K250AA		
		±20%	C3225JB1H106M250AB		C3225JB1E106M250AA		
22 μF	4532	2.50±0.30	±10%			C4532JB1E106K250KA	
			±20%			C4532JB1E106M250KA	
	2012	1.25±0.20	±20%		C2012JB1V156M125AC	C2012JB1E156M125AC	C2012JB1C156M125AC
			±10%		C3216JB1V156M160AC	C3216JB1E156M160AB	C3216JB1C156M160AB
	3216	1.60±0.20	±20%				C3225JB1C156M250AA
			±10%				
3225	2.50±0.30	±20%					
		±10%					
22 μF	2012	0.85±0.15	±20%				C2012JB1C226M085AC
			±10%		C2012JB1V226M125AC	C2012JB1E226M125AC	C2012JB1C226M125AC
	3216	1.60±0.20	±20%				C3216JB1C226M160AB
			±10%		C3216JB1V226M160AC	C3216JB1E226M160AB	C3216JB1C226M160AB
	3225	2.50±0.30	±20%				C3225JB1C226M250AA
			±10%				
4532	2.00±0.20	±20%				C4532JB1C226M200KA	
		±10%					
5750	2.50±0.30	±20%				C4532JB1E226M250KA	
		±10%				C5750JB1E226M250KA	

■灰色涂层的品名, 为新规设计非推荐品。

▲ 为了能够更加正确、安全地使用产品, 请务必索取能进一步确认详细特性、规格的采购规格书。
 记载内容可能因为产品改良等原因不经预告而更改, 恕不另行通知。

电容范围表

温度特性: JB (-25 to +85°C、±10%)

电容	尺寸	厚度 (mm)	电容 容差	目录型号	
				额定电压 Edc: 25V	额定电压 Edc: 16V
33 μF	3216	1.60±0.20	±20%	C3216JB1E336M160AC	C3216JB1C336M160AB
	4532	2.50±0.30	±20%		C4532JB1C336M250KA
47 μF	3216	1.60±0.20	±20%	C3216JB1E476M160AC	C3216JB1C476M160AB

电容	尺寸	厚度 (mm)	电容 容差	目录型号		
				额定电压 Edc: 10V	额定电压 Edc: 6.3V	额定电压 Edc: 4V
1 nF	0402	0.20±0.02	±10%	C0402JB1A102K020BC	C0402JB0J102K020BC	C0402JB0G102K020BC
			±20%	C0402JB1A102M020BC	C0402JB0J102M020BC	C0402JB0G102M020BC
1.5 nF	0402	0.20±0.02	±10%	C0402JB1A152K020BC	C0402JB0J152K020BC	C0402JB0G152K020BC
			±20%	C0402JB1A152M020BC	C0402JB0J152M020BC	C0402JB0G152M020BC
2.2 nF	0402	0.20±0.02	±10%	C0402JB1A222K020BC	C0402JB0J222K020BC	C0402JB0G222K020BC
			±20%	C0402JB1A222M020BC	C0402JB0J222M020BC	C0402JB0G222M020BC
6.8 nF	0603	0.30±0.03	±10%	C0603JB1A682K030BA		
			±20%	C0603JB1A682M030BA		
10 nF	0603	0.30±0.03	±10%	C0603JB1A103K030BA		
			±20%	C0603JB1A103M030BA		
15 nF	0603	0.30±0.03	±10%	C0603JB1A153K030BC	C0603JB0J153K030BA	
			±20%	C0603JB1A153M030BC	C0603JB0J153M030BA	
47 nF	1005	0.50±0.05	±10%	C1005JB1A473K050BA		
			±20%	C1005JB1A473M050BA		
68 nF	1005	0.50±0.05	±10%	C1005JB1A683K050BA		
			±20%	C1005JB1A683M050BA		
100 nF	0603	0.30±0.03	±10%	C0603JB1A104K030BC		
			±20%	C0603JB1A104M030BC		
	1005	0.50±0.05	±10%	C1005JB1A104K050BA		
			±20%	C1005JB1A104M050BA		
150 nF	0603	0.30±0.03	±10%	C0603JB1A154K030BB	C0603JB0J154K030BB	
			±20%	C0603JB1A154M030BB	C0603JB0J154M030BB	
220 nF	0603	0.30±0.03	±10%	C0603JB1A224K030BB	C0603JB0J224K030BB	
			±20%	C0603JB1A224M030BB	C0603JB0J224M030BB	
330 nF	0603	0.30±0.03	±10%	C0603JB1A334K030BC		
			±20%	C0603JB1A334M030BC		
470 nF	0603	0.30±0.03	±20%		C0603JB0J474M030BC	
		0.30±0.05	±20%	C0603JB1A474M030BC		

■灰色涂层的品名, 为新规设计非推荐品。

电容范围表

温度特性: JB (-25 to +85°C、±10%)

电容	尺寸	厚度 (mm)	电容 容差	目录型号		
				额定电压 Edc: 10V	额定电压 Edc: 6.3V	额定电压 Edc: 4V
680 nF	1608	0.80±0.15, -0.10	±10%	C1608JB1A684K080AC		
			±20%	C1608JB1A684M080AC		
1 μF	1608	0.80±0.15, -0.10	±10%	C1608JB1A105K080AC		
			±20%	C1608JB1A105M080AC		
1.5 μF	1005	0.50±0.05	±10%	C1005JB1A155K050BC	C1005JB0J155K050BB	
			±20%	C1005JB1A155M050BC	C1005JB0J155M050BB	
2.2 μF	1005	0.50±0.05	±10%	C1005JB1A225K050BC	C1005JB0J225K050BC	C1005JB0G225K050BB
			±20%	C1005JB1A225M050BC	C1005JB0J225M050BC	C1005JB0G225M050BB
	2012	0.85±0.15	±10%	C2012JB1A225K085AA		
			±20%	C2012JB1A225M085AA		
3.3 μF	1005	0.50±0.10	±10%	C1005JB1A335K050BC	C1005JB0J335K050BC	C1005JB0G335K050BB
			±20%	C1005JB1A335M050BC	C1005JB0J335M050BC	C1005JB0G335M050BB
	1608	0.80±0.10	±10%	C1608JB1A335K080AB		
			±20%	C1608JB1A335M080AB		
2012	1.25±0.20	±10%	C2012JB1A335K125AA			
		±20%	C2012JB1A335M125AA			
4.7 μF	1005	0.50±0.15, -0.10	±10%	C1005JB1A475K050BC	C1005JB0J475K050BC	C1005JB0G475K050BB
			±20%	C1005JB1A475M050BC	C1005JB0J475M050BC	C1005JB0G475M050BB
	1608	0.80±0.10	±10%	C1608JB1A475K080AB		
			±20%	C1608JB1A475M080AB		
2012	0.60±0.15	±10%	C2012JB1A475K060AB			
		±20%	C2012JB1A475M060AB			
6.8 μF	1608	0.80±0.10	±10%	C1608JB1A685K080AC	C1608JB0J685K080AB	
			±20%	C1608JB1A685M080AC	C1608JB0J685M080AB	
	2012	0.60±0.15	±10%	C2012JB1A685K060AC		
			±20%	C2012JB1A685M060AC		
10 μF	1608	0.80±0.10	±10%	C1608JB1A106K080AC	C1608JB0J106K080AB	
			±20%	C1608JB1A106M080AC	C1608JB0J106M080AB	
	3216	1.60±0.20	±10%	C3216JB1A106K160AA		
			±20%	C3216JB1A106M160AA		
15 μF	1608	0.80±0.20, -0.10	±20%	C1608JB1A156M080AC	C1608JB0J156M080AC	C1608JB0G156M080AA
			±20%	C2012JB1A156M085AC	C2012JB0J156M085AB	
	2012	1.25±0.20	±20%	C2012JB1A156M125AB	C2012JB0J156M125AC	
			±20%	C3225JB1A156M230AA		
22 μF	1608	0.80±0.20, -0.10	±20%	C1608JB1A226M080AC	C1608JB0J226M080AC	C1608JB0G226M080AA
			±20%	C2012JB1A226M085AC	C2012JB0J226M085AB	
	2012	1.25±0.20	±20%	C2012JB1A226M125AB	C2012JB0J226M125AC	
			±20%	C3225JB1A226M250AA		
33 μF	2012	1.25±0.20	±20%	C2012JB1A336M125AC	C2012JB0J336M125AC	
			±20%	C3216JB1A336M130AC		
	3216	1.60±0.20	±20%	C3216JB1A336M160AB		
			±20%	C2012JB1A476M125AC	C2012JB0J476M125AC	
47 μF	3216	1.60±0.20	±20%	C3216JB1A476M160AB	C3216JB0J476M160AC	
			±20%	C3216JB1A686M160AC	C3216JB0J686M160AB	
68 μF	3216	1.60±0.30, -0.10	±20%	C3216JB1A686M160AC	C3216JB0J686M160AB	
			±20%	C3225JB0J686M200AC		
100 μF	3216	1.60±0.30, -0.10	±20%	C3216JB1A107M160AC	C3216JB0J107M160AB	
			±20%	C3225JB0J107M250AC		

■灰色涂层的品名, 为新设计非推荐品。

电容范围表

温度特性: X5R (-55 to +85°C、±15%)

电容	尺寸	厚度 (mm)	电容 容差	目录型号			
				额定电压 Edc: 50V	额定电压 Edc: 25V	额定电压 Edc: 16V	
100 pF	0402	0.20±0.02	±10%			C0402X5R1C101K020BC	
			±20%			C0402X5R1C101M020BC	
	0603	0.30±0.03	±10%		C0603X5R1E101K030BA		
			±20%		C0603X5R1E101M030BA		
150 pF	0402	0.20±0.02	±10%			C0402X5R1C151K020BC	
			±20%			C0402X5R1C151M020BC	
	0603	0.30±0.03	±10%		C0603X5R1E151K030BA		
			±20%		C0603X5R1E151M030BA		
220 pF	0402	0.20±0.02	±10%			C0402X5R1C221K020BC	
			±20%			C0402X5R1C221M020BC	
	0603	0.30±0.03	±10%		C0603X5R1E221K030BA		
			±20%		C0603X5R1E221M030BA		
330 pF	0402	0.20±0.02	±10%			C0402X5R1C331K020BC	
			±20%			C0402X5R1C331M020BC	
	0603	0.30±0.03	±10%		C0603X5R1E331K030BA		
			±20%		C0603X5R1E331M030BA		
1005	0.50±0.05	±10%	C1005X5R1H331K050BA				
		±20%	C1005X5R1H331M050BA				
470 pF	0402	0.20±0.02	±10%			C0402X5R1C471K020BC	
			±20%			C0402X5R1C471M020BC	
	0603	0.30±0.03	±10%		C0603X5R1E471K030BA		
			±20%		C0603X5R1E471M030BA		
1005	0.50±0.05	±10%	C1005X5R1H471K050BA				
		±20%	C1005X5R1H471M050BA				
680 pF	0402	0.20±0.02	±10%			C0402X5R1C681K020BC	
			±20%			C0402X5R1C681M020BC	
	0603	0.30±0.03	±10%		C0603X5R1E681K030BA		
			±20%		C0603X5R1E681M030BA		
1005	0.50±0.05	±10%	C1005X5R1H681K050BA				
		±20%	C1005X5R1H681M050BA				
1 nF	0603	0.30±0.03	±10%		C0603X5R1E102K030BA		
			±20%		C0603X5R1E102M030BA		
	1005	0.50±0.05	±10%	C1005X5R1H102K050BA			
			±20%	C1005X5R1H102M050BA			
1.5 nF	0603	0.30±0.03	±10%		C0603X5R1E152K030BA		
			±20%		C0603X5R1E152M030BA		
	1005	0.50±0.05	±10%	C1005X5R1H152K050BA			
			±20%	C1005X5R1H152M050BA			

■灰色涂层的品名，为新规设计非推荐品。

MULTILAYER CERAMIC CHIP CAPACITORS



电容范围表

温度特性: X5R (-55 to +85°C、±15%)

电容	尺寸	厚度 (mm)	电容容差	目录型号			
				额定电压 Edc: 50V	额定电压 Edc: 35V	额定电压 Edc: 25V	额定电压 Edc: 16V
2.2 nF	0603	0.30±0.03	±10%			C0603X5R1E222K030BA	
			±20%			C0603X5R1E222M030BA	
	1005	0.50±0.05	±10%	C1005X5R1H222K050BA			
			±20%	C1005X5R1H222M050BA			
3.3 nF	0603	0.30±0.03	±10%			C0603X5R1E332K030BA	
			±20%			C0603X5R1E332M030BA	
	1005	0.50±0.05	±10%	C1005X5R1H332K050BA			
			±20%	C1005X5R1H332M050BA			
4.7 nF	0603	0.30±0.03	±10%				C0603X5R1C472K030BA
			±20%				C0603X5R1C472M030BA
	1005	0.50±0.05	±10%	C1005X5R1H472K050BA			
			±20%	C1005X5R1H472M050BA			
6.8 nF	1005	0.50±0.05	±10%	C1005X5R1H682K050BA			
			±20%	C1005X5R1H682M050BA			
	0603	0.30±0.03	±10%				C0603X5R1C103K030BA
			±20%				C0603X5R1C103M030BA
10 nF	1005	0.50±0.05	±10%	C1005X5R1H103K050BB		C1005X5R1E103K050BA	
			±20%	C1005X5R1H103M050BB		C1005X5R1E103M050BA	
	1608	0.80±0.10	±10%	C1608X5R1H103K080AA			
			±20%	C1608X5R1H103M080AA			
15 nF	1005	0.50±0.05	±10%	C1005X5R1H153K050BB		C1005X5R1E153K050BA	C1005X5R1C153K050BA
			±20%	C1005X5R1H153M050BB		C1005X5R1E153M050BA	C1005X5R1C153M050BA
	1608	0.80±0.10	±10%	C1608X5R1H153K080AA			
			±20%	C1608X5R1H153M080AA			
	0603	0.30±0.03	±10%			C0603X5R1E223K030BB	
			±20%			C0603X5R1E223M030BB	
22 nF	1005	0.50±0.05	±10%	C1005X5R1H223K050BB		C1005X5R1E223K050BA	C1005X5R1C223K050BA
			±20%	C1005X5R1H223M050BB		C1005X5R1E223M050BA	C1005X5R1C223M050BA
	1608	0.80±0.10	±10%	C1608X5R1H223K080AA			
			±20%	C1608X5R1H223M080AA			
33 nF	1005	0.50±0.05	±10%	C1005X5R1H333K050BB		C1005X5R1E333K050BA	C1005X5R1C333K050BA
			±20%	C1005X5R1H333M050BB		C1005X5R1E333M050BA	C1005X5R1C333M050BA
	1608	0.80±0.10	±10%	C1608X5R1H333K080AA			
			±20%	C1608X5R1H333M080AA			
	0603	0.30±0.03	±10%			C0603X5R1E473K030BB	
			±20%			C0603X5R1E473M030BB	
47 nF	1005	0.50±0.05	±10%	C1005X5R1H473K050BB		C1005X5R1E473K050BA	C1005X5R1C473K050BA
			±20%	C1005X5R1H473M050BB		C1005X5R1E473M050BA	C1005X5R1C473M050BA
	1608	0.80±0.10	±10%	C1608X5R1H473K080AA			
			±20%	C1608X5R1H473M080AA			
68 nF	1005	0.50±0.05	±10%	C1005X5R1H683K050BB	C1005X5R1V683K050BB	C1005X5R1E683K050BC	C1005X5R1C683K050BA
			±20%	C1005X5R1H683M050BB	C1005X5R1V683M050BB	C1005X5R1E683M050BC	C1005X5R1C683M050BA
	1608	0.80±0.10	±10%	C1608X5R1H683K080AA			
			±20%	C1608X5R1H683M080AA			
	0603	0.30±0.03	±10%			C0603X5R1E104K030BB	C0603X5R1C104K030BC
			±20%			C0603X5R1E104M030BB	C0603X5R1C104M030BC
100 nF	1005	0.50±0.05	±10%	C1005X5R1H104K050BB	C1005X5R1V104K050BB	C1005X5R1E104K050BC	C1005X5R1C104K050BA
			±20%	C1005X5R1H104M050BB	C1005X5R1V104M050BB	C1005X5R1E104M050BC	C1005X5R1C104M050BA
	1608	0.80±0.10	±10%	C1608X5R1H104K080AA			
			±20%	C1608X5R1H104M080AA			
	2012	0.85±0.15	±10%	C2012X5R1H104K085AA			
			±20%	C2012X5R1H104M085AA			
	0603	0.30±0.03	±10%				C0603X5R1C154K030BC
			±20%				C0603X5R1C154M030BC
150 nF	1005	0.50±0.05	±10%			C0603X5R1E154K030BC	
			±20%			C0603X5R1E154M030BC	
	1608	0.80±0.10	±10%	C1608X5R1H154K080AB	C1608X5R1V154K080AB	C1608X5R1E154K080AA	C1005X5R1C154K050BB
			±20%	C1608X5R1H154M080AB	C1608X5R1V154M080AB	C1608X5R1E154M080AA	C1005X5R1C154M050BB
	2012	0.85±0.15	±10%	C2012X5R1H154K085AA			
			±20%	C2012X5R1H154M085AA			

■ 灰色涂层的品名, 为新设计非推荐品。

⚠ 为了能够更加正确、安全地使用产品, 请务必索取能进一步确认详细特性、规格的采购规格书。
 记载内容可能因为产品改良等原因不经预告而更改, 恕不另行通知。

MULTILAYER CERAMIC CHIP CAPACITORS



电容范围表

温度特性: X5R (-55 to +85°C、±15%)

电容	尺寸	厚度 (mm)	电容容差	目录型号				
				额定电压 Edc: 50V	额定电压 Edc: 35V	额定电压 Edc: 25V	额定电压 Edc: 16V	
220 nF	0603	0.30±0.03	±10%				C0603X5R1C224K030BC	
			±20%				C0603X5R1C224M030BC	
	0.30±0.05	±10%			C0603X5R1E224K030BC			
		±20%			C0603X5R1E224M030BC			
	1005	0.50±0.05	±10%			C1005X5R1E224K050BC	C1005X5R1C224K050BB	
			±20%			C1005X5R1E224M050BC	C1005X5R1C224M050BB	
1608	0.80±0.10	±10%	C1608X5R1H224K080AB	C1608X5R1V224K080AB	C1608X5R1E224K080AA			
		±20%	C1608X5R1H224M080AB	C1608X5R1V224M080AB	C1608X5R1E224M080AA			
2012	1.25±0.20	±10%	C2012X5R1H224K125AA					
		±20%	C2012X5R1H224M125AA					
330 nF	1005	0.50±0.05	±10%		C1005X5R1V334K050BC	C1005X5R1E334K050BB		
			±20%		C1005X5R1V334M050BC	C1005X5R1E334M050BB		
	1608	0.80±0.10	±10%	C1608X5R1H334K080AB	C1608X5R1V334K080AB	C1608X5R1E334K080AC	C1608X5R1C334K080AA	
			±20%	C1608X5R1H334M080AB	C1608X5R1V334M080AB	C1608X5R1E334M080AC	C1608X5R1C334M080AA	
	2012	1.25±0.20	±10%	C2012X5R1H334K125AA				
			±20%	C2012X5R1H334M125AA				
470 nF	1005	0.50±0.05	±10%		C1005X5R1V474K050BC	C1005X5R1E474K050BB		
			±20%		C1005X5R1V474M050BC	C1005X5R1E474M050BB		
	1608	0.80±0.10	±10%	C1608X5R1H474K080AB	C1608X5R1V474K080AB	C1608X5R1E474K080AC	C1608X5R1C474K080AA	
			±20%	C1608X5R1H474M080AB	C1608X5R1V474M080AB	C1608X5R1E474M080AC	C1608X5R1C474M080AA	
	2012	1.25±0.20	±10%	C2012X5R1H474K125AB				
			±20%	C2012X5R1H474M125AB				
680 nF	1005	0.50±0.05	±10%		C1005X5R1V684K050BC	C1005X5R1E684K050BC	C1005X5R1C684K050BC	
			±20%		C1005X5R1V684M050BC	C1005X5R1E684M050BC	C1005X5R1C684M050BC	
	1608	0.80±0.10	±10%	C1608X5R1H684K080AB	C1608X5R1V684K080AB	C1608X5R1E684K080AC	C1608X5R1C684K080AA	
			±20%	C1608X5R1H684M080AB	C1608X5R1V684M080AB	C1608X5R1E684M080AC	C1608X5R1C684M080AA	
	2012	1.25±0.20	±10%	C2012X5R1H684K125AB		C2012X5R1E684K125AA		
			±20%	C2012X5R1H684M125AB		C2012X5R1E684M125AA		
1 μF	1005	0.50±0.05	±10%		C1005X5R1V105K050BC	C1005X5R1E105K050BC		
			±20%		C1005X5R1V105M050BC	C1005X5R1E105M050BC		
	1608	0.80±0.10	±10%	C1608X5R1H105K080AB	C1608X5R1V105K080AB	C1608X5R1E105K080AC	C1608X5R1C105K080AA	
			±20%	C1608X5R1H105M080AB	C1608X5R1V105M080AB	C1608X5R1E105M080AC	C1608X5R1C105M080AA	
	2012	0.85±0.15	±10%	C2012X5R1H105K085AB	C2012X5R1V105K085AB	C2012X5R1E105K085AC	C2012X5R1C105K085AA	
			±20%	C2012X5R1H105M085AB	C2012X5R1V105M085AB	C2012X5R1E105M085AC	C2012X5R1C105M085AA	
	1.25±0.20	±10%	C2012X5R1H105K125AB		C2012X5R1E105K125AA			
		±20%	C2012X5R1H105M125AB		C2012X5R1E105M125AA			
	3216	1.60±0.20	±10%	C3216X5R1H105K160AA				
			±20%	C3216X5R1H105M160AA				
	1.5 μF	1005	0.50±0.05	±10%				C1005X5R1C155K050BC
				±20%				C1005X5R1C155M050BC
0.50±0.15, -0.10		±10%		C1005X5R1V155K050BC				
		±20%		C1005X5R1V155M050BC				
1608		0.80±0.10	±10%		C1608X5R1V155K080AC	C1608X5R1E155K080AB	C1608X5R1C155K080AB	
			±20%		C1608X5R1V155M080AC	C1608X5R1E155M080AB	C1608X5R1C155M080AB	
2012	0.85±0.15	±10%			C2012X5R1E155K085AC			
		±20%			C2012X5R1E155M085AC			
1.25±0.20	±10%	C2012X5R1H155K125AB	C2012X5R1V155K125AB	C2012X5R1E155K125AA	C2012X5R1C155K125AA			
	±20%	C2012X5R1H155M125AB	C2012X5R1V155M125AB	C2012X5R1E155M125AA	C2012X5R1C155M125AA			
3216	1.60±0.20	±10%	C3216X5R1H155K160AB					
		±20%	C3216X5R1H155M160AB					
2.2 μF	1005	0.50±0.05	±10%				C1005X5R1C225K050BC	
			±20%				C1005X5R1C225M050BC	
	0.50±0.15, -0.10	±10%		C1005X5R1V225K050BC				
		±20%		C1005X5R1V225M050BC				
	1608	0.80±0.10	±10%		C1608X5R1V225K080AC	C1608X5R1E225K080AB	C1608X5R1C225K080AB	
			±20%		C1608X5R1V225M080AC	C1608X5R1E225M080AB	C1608X5R1C225M080AB	
0.85±0.15	±10%	C2012X5R1H225K085AB	C2012X5R1V225K085AB	C2012X5R1E225K085AC	C2012X5R1C225K085AC			
	±20%	C2012X5R1H225M085AB	C2012X5R1V225M085AB	C2012X5R1E225M085AC	C2012X5R1C225M085AC			
1.25±0.20	±10%	C2012X5R1H225K125AB	C2012X5R1V225K125AB	C2012X5R1E225K125AC	C2012X5R1C225K125AA			
	±20%	C2012X5R1H225M125AB	C2012X5R1V225M125AB	C2012X5R1E225M125AC	C2012X5R1C225M125AA			

■灰色涂层的品名, 为新规设计非推荐品。

⚠ 为了能够更加正确、安全地使用产品, 请务必索取能进一步确认详细特性、规格的采购规格书。
 记载内容可能因为产品改良等原因不经预告而更改, 恕不另行通知。

MULTILAYER CERAMIC CHIP CAPACITORS



电容范围表

温度特性: X5R (-55 to +85°C、±15%)

电容	尺寸	厚度 (mm)	电容容差	目录型号			
				额定电压 Edc: 50V	额定电压 Edc: 35V	额定电压 Edc: 25V	额定电压 Edc: 16V
2.2 μF	3216	1.60±0.20	±10%	C3216X5R1H225K160AB		C3216X5R1E225K160AA	
			±20%	C3216X5R1H225M160AB		C3216X5R1E225M160AA	
	3225	2.50±0.30	±10%	C3225X5R1H225K250AB			
			±20%	C3225X5R1H225M250AB			
	1608	0.80±0.10	±10%			C1608X5R1E335K080AC	C1608X5R1C335K080AC
			±20%		C1608X5R1V335M080AC	C1608X5R1E335M080AC	C1608X5R1C335M080AC
	0.80+0.20, -0.10	±10%		C1608X5R1V335K080AC			
		±20%		C1608X5R1V335M080AC			
3.3 μF	2012	0.60±0.15	±10%			C2012X5R1C335K060AC	
			±20%			C2012X5R1C335M060AC	
	3216	1.60±0.20	±10%			C2012X5R1E335K085AC	C2012X5R1C335K085AB
			±20%			C2012X5R1E335M085AC	C2012X5R1C335M085AB
	3225	2.50±0.30	±10%	C2012X5R1H335K125AB	C2012X5R1V335K125AC	C2012X5R1E335K125AB	C2012X5R1C335K125AC
			±20%	C2012X5R1H335M125AB	C2012X5R1V335M125AC	C2012X5R1E335M125AB	C2012X5R1C335M125AC
1608	0.80±0.10	±10%	C3216X5R1H335K160AB	C3216X5R1V335K160AB	C3216X5R1E335K160AA		
		±20%	C3216X5R1H335M160AB	C3216X5R1V335M160AB	C3216X5R1E335M160AA		
4.7 μF	2012	0.85±0.15	±10%			C1608X5R1E475K080AC	C1608X5R1C475K080AC
			±20%		C1608X5R1V475M080AC	C1608X5R1E475M080AC	C1608X5R1C475M080AC
	3216	1.60±0.20	±10%				C2012X5R1C475K060AC
			±20%				C2012X5R1C475M060AC
	3225	2.50±0.30	±10%			C2012X5R1E475K085AC	C2012X5R1C475K085AB
			±20%			C2012X5R1E475M085AC	C2012X5R1C475M085AB
1608	0.80+0.20, -0.10	±10%	C2012X5R1H475K125AB	C2012X5R1V475K125AC	C2012X5R1E475K125AB	C2012X5R1C475K125AC	
		±20%	C2012X5R1H475M125AB	C2012X5R1V475M125AC	C2012X5R1E475M125AB	C2012X5R1C475M125AC	
6.8 μF	3216	1.60±0.20	±10%	C3216X5R1H475K085AB	C3216X5R1V475K085AB	C3216X5R1E475K085AB	
			±20%	C3216X5R1H475M085AB	C3216X5R1V475M085AB	C3216X5R1E475M085AB	
	3225	2.50±0.30	±10%				C3216X5R1E475K115AA
			±20%				C3216X5R1E475M115AA
	1608	0.80±0.20, -0.10	±10%	C3216X5R1H475K160AB	C3216X5R1V475K160AB	C3216X5R1E475K160AA	C3216X5R1C475K115AA
			±20%	C3216X5R1H475M160AB	C3216X5R1V475M160AB	C3216X5R1E475M160AA	C3216X5R1C475M115AA
10 μF	2012	0.85±0.15	±10%				C3225X5R1C685K200AA
			±20%				C3225X5R1C685M200AA
	3216	1.60±0.20	±10%	C3225X5R1H685K250AB		C3225X5R1E685K250AA	
			±20%	C3225X5R1H685M250AB		C3225X5R1E685M250AA	
	4532	2.50±0.30	±10%	C4532X5R1H685K250KA			
			±20%	C4532X5R1H685M250KA			
1608	0.80+0.20, -0.10	±10%			C1608X5R1E106M080AC	C1608X5R1C106M080AB	
		±20%		C2012X5R1V106K085AC	C2012X5R1E106K085AC	C2012X5R1C106K085AC	
3216	1.60±0.20	±10%			C2012X5R1E106M085AC	C2012X5R1C106M085AC	
		±20%		C2012X5R1V106K125AC	C2012X5R1E106K125AB	C2012X5R1C106M085AC	
1608	0.80±0.20, -0.10	±10%			C2012X5R1V106M125AC	C2012X5R1E106M125AB	
		±20%				C3216X5R1E106K085AC	
3216	1.60±0.20	±10%	C3216X5R1H106K160AB	C3216X5R1V106K160AB	C3216X5R1E106K160AB	C3216X5R1C106K160AA	
		±20%	C3216X5R1H106M160AB	C3216X5R1V106M160AB	C3216X5R1E106M160AB	C3216X5R1C106M160AA	

■ 灰色涂层的品名, 为新规设计非推荐品。

⚠ 为了能够更加正确、安全地使用产品, 请务必索取能进一步确认详细特性、规格的采购规格书。
 记载内容可能因为产品改良等原因不经预告而更改, 恕不另行通知。

MULTILAYER CERAMIC CHIP CAPACITORS



电容范围表

温度特性: X5R (-55 to +85°C、±15%)

电容	尺寸	厚度 (mm)	电容容差	目录型号			
				额定电压 Edc: 50V	额定电压 Edc: 35V	额定电压 Edc: 25V	额定电压 Edc: 16V
10 μF	3225	2.00±0.20	±10%				C3225X5R1C106K200AA
			±20%				C3225X5R1C106M200AA
	2.50±0.30	±10%	C3225X5R1H106K250AB		C3225X5R1E106K250AA		
		±20%	C3225X5R1H106M250AB		C3225X5R1E106M250AA		
	4532	2.50±0.30	±10%			C4532X5R1E106K250KA	
			±20%			C4532X5R1E106M250KA	
5750	2.30±0.20	±10%	C5750X5R1H106K230KA				
		±20%	C5750X5R1H106M230KA				
15 μF	2012	1.25±0.20	±20%		C2012X5R1V156M125AC	C2012X5R1E156M125AC	C2012X5R1C156M125AC
	3216	1.60±0.20	±20%		C3216X5R1V156M160AC	C3216X5R1E156M160AB	C3216X5R1C156M160AB
	3225	2.50±0.30	±20%				C3225X5R1C156M250AA
	4532	2.50±0.30	±20%			C4532X5R1E156M250KA	
			±20%			C4532X5R1E156M280KA	
	2.80±0.30	±20%					
±20%							
22 μF	2012	0.85±0.15	±20%				C2012X5R1C226M085AC
			±10%				C2012X5R1C226K125AC
	1.25±0.20	±20%		C2012X5R1V226M125AC	C2012X5R1E226M125AC	C2012X5R1C226M125AC	
		±20%		C3216X5R1V226M160AC	C3216X5R1E226M160AB	C3216X5R1C226M160AB	
	3216	1.60±0.20	±20%				C3225X5R1C226K250AA
			±20%				C3225X5R1C226M250AA
3225	2.50±0.30	±10%				C4532X5R1C226M200KA	
		±20%				C4532X5R1C226M230KA	
33 μF	4532	2.00±0.20	±20%			C4532X5R1E226M250KA	
			±20%			C5750X5R1E226M230KA	
	2.30±0.20	±20%				C5750X5R1E226M230KA	
		±20%				C5750X5R1E226M250KA	
	5750	2.50±0.30	±20%				C3216X5R1E336M160AC
			±20%				C3216X5R1C336M160AB
3216	1.60±0.20	±20%				C4532X5R1C336M250KA	
47 μF	3216	1.60±0.20	±20%				C5750X5R1C336M200KA
			±20%				C3216X5R1E476M160AC
5750	2.30±0.20	±20%				C3216X5R1C476M160AB	
		±20%				C5750X5R1C476M230KA	

电容	尺寸	厚度 (mm)	电容容差	目录型号		
				额定电压 Edc: 10V	额定电压 Edc: 6.3V	额定电压 Edc: 4V
1 nF	0402	0.20±0.02	±10%	C0402X5R1A102K020BC	C0402X5R0J102K020BC	C0402X5R0G102K020BC
			±20%	C0402X5R1A102M020BC	C0402X5R0J102M020BC	C0402X5R0G102M020BC
1.5 nF	0402	0.20±0.02	±10%	C0402X5R1A152K020BC	C0402X5R0J152K020BC	C0402X5R0G152K020BC
			±20%	C0402X5R1A152M020BC	C0402X5R0J152M020BC	C0402X5R0G152M020BC
2.2 nF	0402	0.20±0.02	±10%	C0402X5R1A222K020BC	C0402X5R0J222K020BC	C0402X5R0G222K020BC
			±20%	C0402X5R1A222M020BC	C0402X5R0J222M020BC	C0402X5R0G222M020BC
6.8 nF	0603	0.30±0.03	±10%	C0603X5R1A682K030BA		
			±20%	C0603X5R1A682M030BA		
10 nF	0603	0.30±0.03	±10%	C0603X5R1A103K030BA		
			±20%	C0603X5R1A103M030BA		
15 nF	0603	0.30±0.03	±10%	C0603X5R1A153K030BC	C0603X5R0J153K030BA	
			±20%	C0603X5R1A153M030BC	C0603X5R0J153M030BA	
22 nF	0402	0.20±0.02	±20%		C0402X5R0J223M020BC	C0402X5R0G223M020BC

■灰色涂层的品名, 为新设计非推荐品。

⚠ 为了能够更加正确、安全地使用产品, 请务必索取能进一步确认详细特性、规格的采购规格书。
 记载内容可能因为产品改良等原因不经预告而更改, 恕不另行通知。

电容范围表

温度特性: X5R (-55 to +85°C、±15%)

电容	尺寸	厚度 (mm)	电容 容差	目录型号		
				额定电压 Edc: 10V	额定电压 Edc: 6.3V	额定电压 Edc: 4V
47 nF	0402	0.20±0.02	±20%		C0402X5R0J473M020BC	C0402X5R0G473M020BC
	1005	0.50±0.05	±10% ±20%	C1005X5R1A473K050BA C1005X5R1A473M050BA		
68 nF	1005	0.50±0.05	±10% ±20%	C1005X5R1A683K050BA C1005X5R1A683M050BA		
	0402	0.20±0.02	±20%		C0402X5R0J104M020BC	C0402X5R0G104M020BC
100 nF	0603	0.30±0.03	±10% ±20%	C0603X5R1A104K030BC C0603X5R1A104M030BC		
	1005	0.50±0.05	±10% ±20%	C1005X5R1A104K050BA C1005X5R1A104M050BA	C1005X5R0J104K050BA	
	0603	0.30±0.03	±10% ±20%	C0603X5R1A154K030BB C0603X5R1A154M030BB	C0603X5R0J154K030BB C0603X5R0J154M030BB	
220 nF	0402	0.20±0.03	±20%			C0402X5R0G224M020BC
	0603	0.30±0.03	±10% ±20%	C0603X5R1A224K030BB C0603X5R1A224M030BB	C0603X5R0J224K030BB C0603X5R0J224M030BB	
330 nF	0603	0.30±0.03	±20%		C0603X5R0J334M030BC	
	0603	0.30±0.05	±10% ±20%	C0603X5R1A334K030BC C0603X5R1A334M030BC		
470 nF	0603	0.30±0.03	±10% ±20%		C0603X5R0J474K030BC C0603X5R0J474M030BC	
	0603	0.30±0.05	±20%	C0603X5R1A474M030BC		
	1608	0.80+0.15, -0.10	±10%	C1608X5R1A474K080AA		
680 nF	1005	0.50±0.05	±10% ±20%	C1005X5R1A684K050BB C1005X5R1A684M050BB	C1005X5R0J684K050BB C1005X5R0J684M050BB	
	1608	0.80+0.15, -0.10	±10% ±20%	C1608X5R1A684K080AC C1608X5R1A684M080AC		
	0603	0.30±0.05	±20%		C0603X5R0J105M030BC	C0603X5R0G105M030BC
1 μF	1608	0.80+0.15, -0.10	±10% ±20%	C1608X5R1A105K080AC C1608X5R1A105M080AC		
	1005	0.50±0.05	±10% ±20%	C1005X5R1A155K050BC C1005X5R1A155M050BC	C1005X5R0J155K050BB C1005X5R0J155M050BB	
2.2 μF	1005	0.50±0.05	±10% ±20%	C1005X5R1A225K050BC C1005X5R1A225M050BC	C1005X5R0J225K050BB C1005X5R0J225M050BB	C1005X5R0G225K050BB C1005X5R0G225M050BB
	2012	0.85±0.15	±10% ±20%	C2012X5R1A225K085AA C2012X5R1A225M085AA	C2012X5R0J225K085AA C2012X5R0J225M085AA	
	1005	0.50±0.10	±10% ±20%	C1005X5R1A335K050BC C1005X5R1A335M050BC	C1005X5R0J335K050BB C1005X5R0J335M050BB	C1005X5R0G335K050BB C1005X5R0G335M050BB
3.3 μF	1005	0.50±0.10	±10% ±20%	C1005X5R1A335K125AA C2012X5R1A335M125AA		
	2012	1.25±0.20	±10% ±20%	C2012X5R1A335K125AA C2012X5R1A335M125AA		
4.7 μF	1005	0.50+0.15, -0.10	±10% ±20%	C1005X5R1A475K050BC C1005X5R1A475M050BC	C1005X5R0J475K050BB C1005X5R0J475M050BB	C1005X5R0G475K050BB C1005X5R0G475M050BB

■ 灰色涂层的品名，为新规设计非推荐品。

电容范围表

温度特性: X5R (-55 to +85°C、±15%)

电容	尺寸	厚度 (mm)	电容 容差	目录型号		
				额定电压 Edc: 10V	额定电压 Edc: 6.3V	额定电压 Edc: 4V
4.7 μF	2012	0.60±0.15	±10%	C2012X5R1A475K060AB		
			±20%	C2012X5R1A475M060AB		
		1.25±0.20	±10%	C2012X5R1A475K125AA		
			±20%	C2012X5R1A475M125AA		
6.8 μF	1608	0.80±0.10	±10%	C1608X5R1A685K080AC	C1608X5R0J685K080AB	
			±20%	C1608X5R1A685M080AC	C1608X5R0J685M080AB	
		0.60±0.15	±10%	C2012X5R1A685K060AC		
			±20%	C2012X5R1A685M060AC		
6.8 μF	2012	0.60±0.15	±10%	C2012X5R1A685K085AB	C2012X5R0J685K085AB	
			±20%	C2012X5R1A685M085AB	C2012X5R0J685M085AB	
		0.85±0.15	±10%	C1608X5R1A106K080AC	C1608X5R0J106K080AB	
			±20%	C1608X5R1A106M080AC	C1608X5R0J106M080AB	
10 μF	1608	0.80±0.10	±10%	C1608X5R1A106K085AB	C2012X5R0J106K085AB	
			±20%	C2012X5R1A106M085AB	C2012X5R0J106M085AB	
		0.85±0.15	±10%	C2012X5R1A106K085AB	C2012X5R0J106K085AB	
			±20%	C2012X5R1A106M085AB	C2012X5R0J106M085AB	
15 μF	1608	0.80±0.20, -0.10	±20%	C1608X5R1A156M080AC	C1608X5R0J156M080AC	C1608X5R0G156M080AA
			±20%	C2012X5R1A156M085AC	C2012X5R0J156M085AB	
		0.85±0.15	±20%	C2012X5R1A156M125AB	C2012X5R0J156M125AC	
			±20%	C3225X5R1A156M230AA		
15 μF	2012	0.80±0.20, -0.10	±20%	C1608X5R1A226M080AC	C1608X5R0J226M080AC	C1608X5R0G226M080AA
			±20%	C2012X5R1A226M085AC	C2012X5R0J226M085AB	
		0.85±0.15	±10%	C2012X5R1A226K125AB	C2012X5R0J226K125AB	
			±20%	C2012X5R1A226M125AB	C2012X5R0J226M125AC	
22 μF	3216	0.85±0.15	±20%	C3216X5R1A226M085AC	C3216X5R0J226M085AC	
			±20%	C3225X5R0J226K200AA		
		2.00±0.20	±10%			
			±20%	C3225X5R0J226M200AA		
22 μF	3225	2.30±0.20	±20%	C3225X5R1A226M230AA		
			±20%	C4532X5R1A226M230KA		
		2.30±0.20	±20%	C2012X5R1A336M125AC	C2012X5R0J336M125AC	
			±20%	C3216X5R0J336M130AC		
33 μF	3216	1.60±0.20	±20%	C3216X5R1A336M160AB		
			±20%	C3225X5R1A336M200AC	C3225X5R0J336M200AA	
		2.00±0.20	±20%			
			±20%	C3225X5R0J336M250AA		
33 μF	3225	2.50±0.30	±20%	C4532X5R1A336M230KA		
			±20%	C2012X5R1A476M125AC	C2012X5R0J476M125AC	C2012X5R0G476M125AB
		1.25±0.20	±20%	C3216X5R1A476M160AB	C3216X5R0J476M160AC	
			±20%	C3225X5R0J476M250AA		
47 μF	3225	2.50±0.30	±20%	C3225X5R1A476M250AC	C3225X5R0J476M250AA	
			±20%	C4532X5R0J476M250KA		
		2.50±0.30	±20%	C4532X5R1A476M280KA		
			±20%	C3216X5R1A686M160AC	C3216X5R0J686M160AB	
47 μF	4532	2.80±0.30	±20%			
			±20%	C3225X5R0J686M200AC		
		2.80±0.30	±20%	C4532X5R0J686M280KA		
			±20%	C5750X5R1A686M230KA		
68 μF	3216	1.60±0.30, -0.10	±20%	C3216X5R1A107M160AC	C3216X5R0J107M160AB	C3216X5R0G107M160AB
			±20%	C3225X5R0J107M250AC		
		2.00±0.20	±20%			
			±20%	C4532X5R0J686M280KA		
68 μF	3225	2.00±0.20	±20%			
			±20%	C5750X5R1A686M230KA		
		2.80±0.30	±20%	C3216X5R1A107M160AC	C3216X5R0J107M160AB	C3216X5R0G107M160AB
			±20%	C3225X5R0J107M250AC		
100 μF	4532	2.80±0.30	±20%	C4532X5R1A107M280KC	C4532X5R0J107M280KA	
			±20%	C5750X5R1A107M280KC	C5750X5R0J107M280KA	
		2.80±0.30	±20%			
			±20%			

■ 灰色涂层的品名, 为新规设计非推荐品。

MULTILAYER CERAMIC CHIP CAPACITORS TDK

电容范围表

温度特性: X6S (-55 to +105°C、±22%)

电容	尺寸	厚度 (mm)	电容容差	目录型号			
				额定电压 Edc: 50V	额定电压 Edc: 35V	额定电压 Edc: 25V	额定电压 Edc: 16V
2.2 nF	0603	0.30±0.03	±10%			C0603X6S1E222K030BA	C0603X6S1C222K030BA
			±20%			C0603X6S1E222M030BA	C0603X6S1C222M030BA
4.7 nF	0603	0.30±0.03	±10%				C0603X6S1C472K030BA
			±20%				C0603X6S1C472M030BA
10 nF	1005	0.50±0.05	±10%	C1005X6S1H103K050BB			
			±20%	C1005X6S1H103M050BB			
15 nF	1005	0.50±0.05	±10%	C1005X6S1H153K050BB			
			±20%	C1005X6S1H153M050BB			
22 nF	0603	0.30±0.03	±10%				C0603X6S1C223K030BC
			±20%				C0603X6S1C223M030BC
	1005	0.50±0.05	±10%	C1005X6S1H223K050BB			
			±20%	C1005X6S1H223M050BB			
33 nF	1005	0.50±0.05	±10%	C1005X6S1H333K050BB			
			±20%	C1005X6S1H333M050BB			
47 nF	0603	0.30±0.03	±10%				C0603X6S1C473K030BC
			±20%				C0603X6S1C473M030BC
	1005	0.50±0.05	±10%	C1005X6S1H473K050BB			
			±20%	C1005X6S1H473M050BB			
68 nF	1005	0.50±0.05	±10%	C1005X6S1H683K050BB	C1005X6S1V683K050BB	C1005X6S1E683K050BC	
			±20%	C1005X6S1H683M050BB	C1005X6S1V683M050BB	C1005X6S1E683M050BC	
100 nF	0603	0.30±0.03	±10%				C0603X6S1C104K030BC
			±20%				C0603X6S1C104M030BC
	1005	0.50±0.05	±10%	C1005X6S1H104K050BB	C1005X6S1V104K050BB	C1005X6S1E104K050BB	
			±20%	C1005X6S1H104M050BB	C1005X6S1V104M050BB	C1005X6S1E104M050BB	
150 nF	1005	0.50±0.05	±10%			C1005X6S1E154K050BC	C1005X6S1C154K050BB
			±20%			C1005X6S1E154M050BC	C1005X6S1C154M050BB
	1608	0.80±0.10	±10%	C1608X6S1H154K080AB	C1608X6S1V154K080AB		
			±20%	C1608X6S1H154M080AB	C1608X6S1V154M080AB		
220 nF	1005	0.50±0.05	±10%			C1005X6S1E224K050BC	C1005X6S1C224K050BB
			±20%			C1005X6S1E224M050BC	C1005X6S1C224M050BB
	1608	0.80±0.10	±10%	C1608X6S1H224K080AB	C1608X6S1V224K080AB		
			±20%	C1608X6S1H224M080AB	C1608X6S1V224M080AB		
330 nF	1005	0.50±0.05	±10%				C1005X6S1C334K050BC
			±20%				C1005X6S1C334M050BC
	1608	0.80±0.10	±10%	C1608X6S1H334K080AB	C1608X6S1V334K080AB	C1608X6S1E334K080AB	
			±20%	C1608X6S1H334M080AB	C1608X6S1V334M080AB	C1608X6S1E334M080AB	
470 nF	1005	0.50±0.05	±10%				C1005X6S1C474K050BC
			±20%				C1005X6S1C474M050BC
	1608	0.80±0.10	±10%	C1608X6S1H474K080AB	C1608X6S1V474K080AB	C1608X6S1E474K080AB	
			±20%	C1608X6S1H474M080AB	C1608X6S1V474M080AB	C1608X6S1E474M080AB	
	2012	1.25±0.20	±10%	C2012X6S1H474K125AB			
			±20%	C2012X6S1H474M125AB			
680 nF	1005	0.50±0.05	±10%				C1005X6S1C684K050BC
			±20%				C1005X6S1C684M050BC
	1608	0.80±0.10	±10%	C1608X6S1H684K080AC	C1608X6S1V684K080AB	C1608X6S1E684K080AB	C1608X6S1C684K080AC
			±20%	C1608X6S1H684M080AC	C1608X6S1V684M080AB	C1608X6S1E684M080AB	C1608X6S1C684M080AC
	2012	1.25±0.20	±10%	C2012X6S1H684K125AB			
			±20%	C2012X6S1H684M125AB			
1 μF	1005	0.50±0.05	±10%				C1005X6S1C105K050BC
			±20%				C1005X6S1C105M050BC
	1608	0.80±0.10	±10%	C1608X6S1H105K080AC	C1608X6S1V105K080AB	C1608X6S1E105K080AB	C1608X6S1C105K080AC
			±20%	C1608X6S1H105M080AC	C1608X6S1V105M080AB	C1608X6S1E105M080AB	C1608X6S1C105M080AC
	2012	0.85±0.15	±10%	C2012X6S1H105K085AB	C2012X6S1V105K085AB	C2012X6S1E105K085AB	
			±20%	C2012X6S1H105M085AB	C2012X6S1V105M085AB	C2012X6S1E105M085AB	
	2012	1.25±0.20	±10%	C2012X6S1H105K125AB			
			±20%	C2012X6S1H105M125AB			
1.5 μF	1005	0.50+0.15, -0.10	±10%				C1005X6S1C155K050BC
			±20%				C1005X6S1C155M050BC
	1608	0.80±0.10	±10%				C1608X6S1C155K080AC
			±20%				C1608X6S1C155M080AC
	2012	1.25±0.20	±10%	C2012X6S1H155K125AB	C2012X6S1V155K125AB	C2012X6S1E155K125AB	
			±20%	C2012X6S1H155M125AB	C2012X6S1V155M125AB	C2012X6S1E155M125AB	
	3216	1.60±0.20	±10%	C3216X6S1H155K160AB	C3216X6S1V155K160AB		
			±20%	C3216X6S1H155M160AB	C3216X6S1V155M160AB		

■灰色涂层的品名, 为新规设计非推荐品。

▲ 为了能够更加正确、安全地使用产品, 请务必索取能进一步确认详细特性、规格的采购规格书。
 记载内容可能因为产品改良等原因不经预告而更改, 恕不另行通知。

MULTILAYER CERAMIC CHIP CAPACITORS



电容范围表

温度特性: X6S (-55 to +105°C、±22%)

电容	尺寸	厚度 (mm)	电容容差	目录型号			
				额定电压 Edc: 50V	额定电压 Edc: 35V	额定电压 Edc: 25V	额定电压 Edc: 16V
2.2 μF	1005	0.50+0.15, -0.10	±10%				C1005X6S1C225K050BC
			±20%				C1005X6S1C225M050BC
	1608	0.80±0.10	±10%				C1608X6S1C225K080AC
			±20%				C1608X6S1C225M080AC
	2012	0.85±0.15	±10%	C2012X6S1H225K085AC	C2012X6S1V225K085AB	C2012X6S1E225K085AB	C2012X6S1C225K085AB
			±20%	C2012X6S1H225M085AC	C2012X6S1V225M085AB	C2012X6S1E225M085AB	C2012X6S1C225M085AB
3216	1.60±0.20	±10%	C2012X6S1H225K125AB	C2012X6S1V225K125AB	C2012X6S1E225K125AC		
		±20%	C2012X6S1H225M125AB	C2012X6S1V225M125AB	C2012X6S1E225M125AC		
3.3 μF	1608	0.80+0.20, -0.10	±10%				C1608X6S1C335K080AC
			±20%				C1608X6S1C335M080AC
	2012	1.25±0.20	±10%	C2012X6S1H335K125AC	C2012X6S1V335K125AB	C2012X6S1E335K125AC	C2012X6S1C335K125AC
			±20%	C2012X6S1H335M125AC	C2012X6S1V335M125AB	C2012X6S1E335M125AC	C2012X6S1C335M125AC
	3216	1.60±0.20	±10%	C3216X6S1H335K160AB	C3216X6S1V335K160AB		
			±20%	C3216X6S1H335M160AB	C3216X6S1V335M160AB		
4.7 μF	1608	0.80+0.20, -0.10	±10%				C1608X6S1C475K080AC
			±20%				C1608X6S1C475M080AC
	2012	0.85±0.15	±10%				C2012X6S1C475K085AC
			±20%				C2012X6S1C475M085AC
	3216	1.60±0.20	±10%	C2012X6S1H475K125AC	C2012X6S1V475K125AB	C2012X6S1E475K125AC	C2012X6S1C475K125AC
			±20%	C2012X6S1H475M125AC	C2012X6S1V475M125AB	C2012X6S1E475M125AC	C2012X6S1C475M125AC
6.8 μF	2012	1.25±0.20	±10%				C2012X6S1C685K125AC
			±20%				C2012X6S1C685M125AC
	3216	1.60±0.20	±10%		C3216X6S1V685K160AC	C3216X6S1E685K160AB	C3216X6S1C685K160AC
			±20%		C3216X6S1V685M160AC	C3216X6S1E685M160AB	C3216X6S1C685M160AC
	3225	2.50±0.30	±10%	C3225X6S1H685K250AC	C3225X6S1V685K250AC	C3225X6S1E685K250AB	
			±20%	C3225X6S1H685M250AC	C3225X6S1V685M250AC	C3225X6S1E685M250AB	
10 μF	2012	0.85±0.15	±10%				C2012X6S1C106K085AC
			±20%				C2012X6S1C106M085AC
	3216	1.60±0.20	±10%		C3216X6S1V106K160AC	C3216X6S1E106K160AB	C3216X6S1C106K160AB
			±20%		C3216X6S1V106M160AC	C3216X6S1E106M160AB	C3216X6S1C106M160AB
	3225	2.50±0.30	±10%	C3225X6S1H106K250AC	C3225X6S1V106K250AC	C3225X6S1E106K250AC	
			±20%	C3225X6S1H106M250AC	C3225X6S1V106M250AC	C3225X6S1E106M250AC	
15 μF	2012	1.25±0.20	±20%				C2012X6S1C156M125AC
							C3216X6S1C156M160AC
22 μF	3216	1.60±0.20	±20%				C2012X6S1C226M125AC
							C3216X6S1C226M160AC
3225	2.50±0.30		±20%				C3225X6S1C226M250AC

电容	尺寸	厚度 (mm)	电容容差	目录型号		
				额定电压 Edc: 10V	额定电压 Edc: 6.3V	额定电压 Edc: 4V
100 pF	0402	0.20±0.02	±10%	C0402X6S1A101K020BC	C0402X6S0J101K020BC	C0402X6S0G101K020BC
150 pF	0402	0.20±0.02	±10%	C0402X6S1A101M020BC	C0402X6S0J101M020BC	C0402X6S0G101M020BC
			±20%	C0402X6S1A151K020BC	C0402X6S0J151K020BC	C0402X6S0G151K020BC
220 pF	0402	0.20±0.02	±10%	C0402X6S1A151M020BC	C0402X6S0J151M020BC	C0402X6S0G151M020BC
			±20%	C0402X6S1A221K020BC	C0402X6S0J221K020BC	C0402X6S0G221K020BC
330 pF	0402	0.20±0.02	±10%	C0402X6S1A221M020BC	C0402X6S0J221M020BC	C0402X6S0G221M020BC
			±20%	C0402X6S1A331K020BC	C0402X6S0J331K020BC	C0402X6S0G331K020BC
			±20%	C0402X6S1A331M020BC	C0402X6S0J331M020BC	C0402X6S0G331M020BC

■ 灰色涂层的品名, 为新设计非推荐品。

⚠ 为了能够更加正确、安全地使用产品, 请务必索取能进一步确认详细特性、规格的采购规格书。
 记载内容可能因为产品改良等原因不经预告而更改, 恕不另行通知。

电容范围表

温度特性: X6S (-55 to +105°C、±22%)

电容	尺寸	厚度 (mm)	电容 容差	目录型号		
				额定电压 Edc: 10V	额定电压 Edc: 6.3V	额定电压 Edc: 4V
470 pF	0402	0.20±0.02	±10%	C0402X6S1A471K020BC	C0402X6S0J471K020BC	C0402X6S0G471K020BC
			±20%	C0402X6S1A471M020BC	C0402X6S0J471M020BC	C0402X6S0G471M020BC
680 pF	0402	0.20±0.02	±10%	C0402X6S1A681K020BC	C0402X6S0J681K020BC	C0402X6S0G681K020BC
			±20%	C0402X6S1A681M020BC	C0402X6S0J681M020BC	C0402X6S0G681M020BC
2.2 nF	0603	0.30±0.03	±10%	C0603X6S1A222K030BA	C0603X6S0J222K030BA	
			±20%	C0603X6S1A222M030BA	C0603X6S0J222M030BA	
4.7 nF	0603	0.30±0.03	±10%	C0603X6S1A472K030BA	C0603X6S0J472K030BA	
			±20%	C0603X6S1A472M030BA	C0603X6S0J472M030BA	
10 nF	0603	0.30±0.03	±10%	C0603X6S1A103K030BA	C0603X6S0J103K030BA	
			±20%	C0603X6S1A103M030BA	C0603X6S0J103M030BA	
22 nF	0603	0.30±0.03	±10%	C0603X6S1A223K030BB		
			±20%	C0603X6S1A223M030BB		
47 nF	0603	0.30±0.03	±10%	C0603X6S1A473K030BB		
			±20%	C0603X6S1A473M030BB		
100 nF	0603	0.30±0.03	±10%		C0603X6S0J104K030BC	
			±20%		C0603X6S0J104M030BC	
	1005	0.50±0.05	±10%		C1005X6S0J104K050BA	C1005X6S0G104K050BA
			±20%		C1005X6S0J104M050BA	C1005X6S0G104M050BA
150 nF	0603	0.30±0.03	±10%		C0603X6S0J154K030BC	C0603X6S0G154K030BB
			±20%		C0603X6S0J154M030BC	C0603X6S0G154M030BB
	0.30±0.05	±10%	C0603X6S1A154K030BC			
		±20%	C0603X6S1A154M030BC			
220 nF	0603	0.30±0.03	±10%		C0603X6S0J224K030BC	C0603X6S0G224K030BB
			±20%		C0603X6S0J224M030BC	C0603X6S0G224M030BB
	0.30±0.05	±10%	C0603X6S1A224K030BC			
		±20%	C0603X6S1A224M030BC			
330 nF	0603	0.30±0.05	±10%			C0603X6S0G334K030BC
			±20%			C0603X6S0G334M030BC
	1005	0.50±0.05	±10%	C1005X6S1A334K050BC	C1005X6S0J334K050BC	C1005X6S0G334K050BB
			±20%	C1005X6S1A334M050BC	C1005X6S0J334M050BC	C1005X6S0G334M050BB
470 nF	0603	0.30±0.05	±10%			C0603X6S0G474M030BC
			±20%			C0603X6S0G474M030BC
	1005	0.50±0.05	±10%	C1005X6S1A474K050BC		C1005X6S0G474K050BB
			±20%	C1005X6S1A474M050BC		C1005X6S0G474M050BB
680 nF	1005	0.50±0.05	±10%	C1005X6S1A684K050BC		C1005X6S0G684K050BB
			±20%	C1005X6S1A684M050BC		C1005X6S0G684M050BB
	1005	0.50±0.05	±10%	C1005X6S1A105K050BC		
			±20%	C1005X6S1A105M050BC		
1 μF	1608	0.80+0.15, -0.10	±10%	C1608X6S1A105K080AC	C1608X6S0J105K080AC	
			±20%	C1608X6S1A105M080AC	C1608X6S0J105M080AC	
	1005	0.50±0.05	±10%		C1005X6S0J155K050BC	C1005X6S0G155K050BC
			±20%		C1005X6S0J155M050BC	C1005X6S0G155M050BC
1.5 μF	1005	0.50±0.10	±10%	C1005X6S1A155K050BC		
			±20%	C1005X6S1A155M050BC		
	1608	0.80±0.10	±10%	C1608X6S1A155K080AB	C1608X6S0J155K080AB	
			±20%	C1608X6S1A155M080AB	C1608X6S0J155M080AB	
2.2 μF	1005	0.50±0.05	±10%		C1005X6S0J225K050BC	C1005X6S0G225K050BC
			±20%		C1005X6S0J225M050BC	C1005X6S0G225M050BC
	0.50±0.10	±10%	C1005X6S1A225K050BC			
		±20%	C1005X6S1A225M050BC			
3.3 μF	1608	0.80±0.10	±10%	C1608X6S1A225K080AB	C1608X6S0J225K080AB	
			±20%	C1608X6S1A225M080AB	C1608X6S0J225M080AB	
	1005	0.50±0.10	±10%			C1005X6S0G335K050BC
			±20%			C1005X6S0G335M050BC
4.7 μF	1608	0.80±0.10	±10%	C1608X6S1A475K080AC	C1608X6S0J475K080AC	
			±20%	C1608X6S1A475M080AC	C1608X6S0J475M080AC	
	1005	0.50+0.15, -0.10	±10%			C1005X6S0G475M050BC
			±20%			

■ 灰色涂层的品名, 为新设计非推荐品。

电容范围表

温度特性: X6S (-55 to +105°C、±22%)

电容	尺寸	厚度 (mm)	电容 容差	目录型号			
				额定电压 Edc: 10V	额定电压 Edc: 6.3V	额定电压 Edc: 4V	
4.7 μF	2012	0.85±0.15	±10%	C2012X6S1A475K085AB			
			±20%	C2012X6S1A475M085AB			
		1.25±0.20	±10%		C2012X6S0J475K125AB		
	±20%			C2012X6S0J475M125AB			
	1608	0.80±0.10	±10%			C1608X6S0G685K080AC	
			±20%			C1608X6S0G685M080AC	
0.80+0.20, -0.10		±10%	C1608X6S1A685K080AC	C1608X6S0J685K080AB			
6.8 μF	2012	0.85±0.15	±10%	C2012X6S1A685K085AC	C2012X6S0J685K085AB		
			±20%	C2012X6S1A685M085AC	C2012X6S0J685M085AB		
		1.25±0.20	±10%	C2012X6S1A685K125AB			
			±20%	C2012X6S1A685M125AB			
		3216	0.85±0.15	±10%	C3216X6S1A685K085AB		
				±20%	C3216X6S1A685M085AB		
	1608	0.80±0.10	±10%			C1608X6S0G106K080AB	
			±20%			C1608X6S0G106M080AC	
		0.80+0.20, -0.10	±10%	C1608X6S1A106K085AC	C1608X6S0J106K085AC		
			±20%	C2012X6S1A106K085AC	C2012X6S0J106K085AC		
		2012	0.85±0.15	±10%	C2012X6S1A106K125AB	C2012X6S0J106K125AB	
				±20%	C2012X6S1A106M125AB	C2012X6S0J106M125AB	
3216	0.85±0.15	±10%	C3216X6S1A106K085AB				
		±20%	C3216X6S1A106M085AB				
	1.60±0.20	±10%		C3216X6S0J106K160AC			
		±20%		C3216X6S0J106M160AC			
15 μF	2012	0.85±0.15	±10%			C2012X6S0G156M085AC	
			±20%	C2012X6S1A156M125AC	C2012X6S0J156M125AB		
		1.25±0.20	±10%				
	±20%		C3216X6S1A156M160AB	C3216X6S0J156M160AB			
	3216	1.60±0.20	±10%		C2012X6S0J226M085AC	C2012X6S0G226M085AC	
			±20%	C2012X6S1A226M125AC	C2012X6S0J226M125AB	C2012X6S0G226M125AC	
		2012	1.25±0.20	±10%	C3216X6S1A226M160AB	C3216X6S0J226M160AB	
	±20%					C2012X6S0G336M125AC	
	33 μF	2012	1.25±0.20	±10%			C2012X6S0G476M125AC
				±20%	C3216X6S1A336M160AC	C3216X6S0J336M160AB	
		3216	1.60±0.20	±20%			C2012X6S0G476M160AC
	47 μF	3216	1.60±0.20	±10%	C3216X6S1A476M160AC	C3216X6S0J476M160AB	C3216X6S0G476M160AC
±20%							
3225		2.50±0.30	±20%		C3225X6S0J476M250AC		
68 μF	3216	1.60+0.30, -0.10	±10%			C3216X6S0G686M160AC	
			±20%			C3216X6S0G107M160AC	
100 μF	3225	2.50±0.30	±10%		C3225X6S0J107M250AC	C3225X6S0G107M250AC	
			±20%				
	4532	2.80±0.30	±20%		C4532X6S0J107M280KC		

■灰色涂层的品名, 为新设计非推荐品。

电容范围表

温度特性: X7R (-55 to +125°C、±15%)

电容	尺寸	厚度 (mm)	电容 容差	目录型号	
				额定电压 Edc: 50V	额定电压 Edc: 25V
100 pF	0603	0.30±0.03	±10%		C0603X7R1E101K030BA
			±20%		C0603X7R1E101M030BA
150 pF	0603	0.30±0.03	±10%		C0603X7R1E151K030BA
			±20%		C0603X7R1E151M030BA
220 pF	0603	0.30±0.03	±10%		C0603X7R1E221K030BA
			±20%		C0603X7R1E221M030BA
	1005	0.50±0.05	±10%	C1005X7R1H221K050BA	
			±20%	C1005X7R1H221M050BA	
330 pF	0603	0.30±0.03	±10%		C0603X7R1E331K030BA
			±20%		C0603X7R1E331M030BA
	1005	0.50±0.05	±10%	C1005X7R1H331K050BA	
			±20%	C1005X7R1H331M050BA	
470 pF	0603	0.30±0.03	±10%		C0603X7R1E471K030BA
			±20%		C0603X7R1E471M030BA
	1005	0.50±0.05	±10%	C1005X7R1H471K050BA	
			±20%	C1005X7R1H471M050BA	

■灰色涂层的品名, 为新设计非推荐品。

⚠ 为了能够更加正确、安全地使用产品, 请务必索取能进一步确认详细特性、规格的采购规格书。
 记载内容可能因为产品改良等原因不经预告而更改, 恕不另行通知。

MULTILAYER CERAMIC CHIP CAPACITORS



电容范围表

温度特性: X7R (-55 to +125°C、±15%)

电容	尺寸	厚度 (mm)	电容 容差	目录型号			
				额定电压 Edc: 50V	额定电压 Edc: 35V	额定电压 Edc: 25V	额定电压 Edc: 16V
680 pF	0603	0.30±0.03	±10%			C0603X7R1E681K030BA	
			±20%			C0603X7R1E681M030BA	
	1005	0.50±0.05	±10%	C1005X7R1H681K050BA			
			±20%	C1005X7R1H681M050BA			
1 nF	0603	0.30±0.03	±10%			C0603X7R1E102K030BA	
			±20%			C0603X7R1E102M030BA	
	1005	0.50±0.05	±10%	C1005X7R1H102K050BA		C1005X7R1E102K050BA	
			±20%	C1005X7R1H102M050BA			
1.5 nF	0603	0.30±0.03	±10%			C0603X7R1E152K030BA	
			±20%			C0603X7R1E152M030BA	
	1005	0.50±0.05	±10%	C1005X7R1H152K050BA			
			±20%	C1005X7R1H152M050BA			
2.2 nF	0603	0.30±0.03	±10%			C0603X7R1E222K030BA	C0603X7R1C222K030BA
			±20%			C0603X7R1E222M030BA	C0603X7R1C222M030BA
	1005	0.50±0.05	±10%	C1005X7R1H222K050BA			
			±20%	C1005X7R1H222M050BA			
3.3 nF	0603	0.30±0.03	±10%			C0603X7R1E332K030BA	
			±20%			C0603X7R1E332M030BA	
	1005	0.50±0.05	±10%	C1005X7R1H332K050BA			
			±20%	C1005X7R1H332M050BA			
4.7 nF	0603	0.30±0.03	±10%				C0603X7R1C472K030BA
			±20%				C0603X7R1C472M030BA
	1005	0.50±0.05	±10%	C1005X7R1H472K050BA			
			±20%	C1005X7R1H472M050BA			
6.8 nF	1005	0.50±0.05	±10%	C1005X7R1H682K050BA			
			±20%	C1005X7R1H682M050BA			
10 nF	1005	0.50±0.05	±10%	C1005X7R1H103K050BB	C1005X7R1V103K050BB	C1005X7R1E103K050BB	C1005X7R1C103K050BA
			±20%	C1005X7R1H103M050BB	C1005X7R1V103M050BB	C1005X7R1E103M050BB	
	1608	0.80±0.10	±10%	C1608X7R1H103K080AA		C1608X7R1E103K080AA	
			±20%	C1608X7R1H103M080AA			
15 nF	1005	0.50±0.05	±10%	C1005X7R1H153K050BB	C1005X7R1V153K050BB		
			±20%	C1005X7R1H153M050BB	C1005X7R1V153M050BB		
	1608	0.80±0.10	±10%	C1608X7R1H153K080AA			
			±20%	C1608X7R1H153M080AA			
22 nF	1005	0.50±0.05	±10%	C1005X7R1H223K050BB	C1005X7R1V223K050BB	C1005X7R1E223K050BB	
			±20%	C1005X7R1H223M050BB	C1005X7R1V223M050BB	C1005X7R1E223M050BB	
	1608	0.80±0.10	±10%	C1608X7R1H223K080AA			
			±20%	C1608X7R1H223M080AA			
33 nF	1005	0.50±0.05	±10%	C1005X7R1H333K050BB	C1005X7R1V333K050BB		
			±20%	C1005X7R1H333M050BB	C1005X7R1V333M050BB		
	1608	0.80±0.10	±10%	C1608X7R1H333K080AA			
			±20%	C1608X7R1H333M080AA			
47 nF	1005	0.50±0.05	±10%	C1005X7R1H473K050BB	C1005X7R1V473K050BB	C1005X7R1E473K050BC	C1005X7R1C473K050BC
			±20%	C1005X7R1H473M050BB	C1005X7R1V473M050BB	C1005X7R1E473M050BC	C1005X7R1C473M050BC
	1608	0.80±0.10	±10%	C1608X7R1H473K080AA			
			±20%	C1608X7R1H473M080AA			
68 nF	1005	0.50±0.05	±10%	C1005X7R1H683K050BB	C1005X7R1V683K050BB	C1005X7R1E683K050BB	C1005X7R1C683K050BC
			±20%	C1005X7R1H683M050BB	C1005X7R1V683M050BB	C1005X7R1E683M050BB	C1005X7R1C683M050BC
	1608	0.80±0.10	±10%	C1608X7R1H683K080AA			
			±20%	C1608X7R1H683M080AA			
100 nF	1005	0.50±0.05	±10%	C1005X7R1H104K050BB	C1005X7R1V104K050BB	C1005X7R1E104K050BB	C1005X7R1C104K050BC
			±20%	C1005X7R1H104M050BB	C1005X7R1V104M050BB	C1005X7R1E104M050BB	C1005X7R1C104M050BC
	1608	0.80±0.10	±10%	C1608X7R1H104K080AA		C1608X7R1E104K080AA	
			±20%	C1608X7R1H104M080AA		C1608X7R1E104M080AA	
	2012	0.85±0.15	±10%	C2012X7R1H104K085AA			
			±20%	C2012X7R1H104M085AA			
150 nF	1005	0.50±0.05	±10%		C1005X7R1V154K050BC	C1005X7R1E154K050BB	C1005X7R1C154K050BC
			±20%		C1005X7R1V154M050BC	C1005X7R1E154M050BB	C1005X7R1C154M050BC
	1608	0.80±0.10	±10%	C1608X7R1H154K080AB	C1608X7R1V154K080AB	C1608X7R1E154K080AA	
			±20%	C1608X7R1H154M080AB	C1608X7R1V154M080AB	C1608X7R1E154M080AA	
	2012	0.85±0.15	±10%	C2012X7R1H154K085AA			
			±20%	C2012X7R1H154M085AA			

■ 灰色涂层的品名, 为新设计非推荐品。

⚠ 为了能够更加正确、安全地使用产品, 请务必索取能进一步确认详细特性、规格的采购规格书。
记载内容可能因为产品改良等原因不经预告而更改, 恕不另行通知。

MULTILAYER CERAMIC CHIP CAPACITORS



电容范围表

温度特性: X7R (-55 to +125°C、±15%)

电容	尺寸	厚度 (mm)	电容容差	目录型号			
				额定电压 Edc: 50V	额定电压 Edc: 35V	额定电压 Edc: 25V	额定电压 Edc: 16V
150 nF	2012	1.25±0.20	±10%	C2012X7R1H154K125AA			
			±20%	C2012X7R1H154M125AA			
220 nF	1005	0.50±0.05	±10%		C1005X7R1V224K050BC	C1005X7R1E224K050BB	C1005X7R1C224K050BC
			±20%		C1005X7R1V224M050BC	C1005X7R1E224M050BB	C1005X7R1C224M050BC
	1608	0.80±0.10	±10%	C1608X7R1H224K080AB	C1608X7R1V224K080AB	C1608X7R1E224K080AC	C1608X7R1C224K080AC
			±20%	C1608X7R1H224M080AB	C1608X7R1V224M080AB	C1608X7R1E224M080AC	C1608X7R1C224M080AC
2012	1.25±0.20	±10%	C2012X7R1H224K125AA				
		±20%	C2012X7R1H224M125AA				
330 nF	3216	1.15±0.15	±10%	C3216X7R1H224K115AA			
			±20%	C3216X7R1H224M115AA			
	1608	0.80±0.10	±10%	C1608X7R1H334K080AC	C1608X7R1V334K080AB	C1608X7R1E334K080AC	C1608X7R1C334K080AC
			±20%	C1608X7R1H334M080AC	C1608X7R1V334M080AB	C1608X7R1E334M080AC	C1608X7R1C334M080AC
2012	1.25±0.20	±10%	C2012X7R1H334K125AA				
		±20%	C2012X7R1H334M125AA				
470 nF	3216	1.60±0.20	±10%	C3216X7R1H334K160AA			
			±20%	C3216X7R1H334M160AA			
	1608	0.80±0.10	±10%	C1608X7R1H474K080AC	C1608X7R1V474K080AB	C1608X7R1E474K080AB	C1608X7R1C474K080AC
			±20%	C1608X7R1H474M080AC	C1608X7R1V474M080AB	C1608X7R1E474M080AB	C1608X7R1C474M080AC
2012	1.25±0.20	±10%	C2012X7R1H474K125AB	C2012X7R1V474K125AB	C2012X7R1E474K125AA		
		±20%	C2012X7R1H474M125AB	C2012X7R1V474M125AB	C2012X7R1E474M125AA		
680 nF	3216	1.60±0.20	±10%	C3216X7R1H474K160AA			
			±20%	C3216X7R1H474M160AA			
	1608	0.80±0.10	±10%		C1608X7R1V684K080AC	C1608X7R1E684K080AB	C1608X7R1C684K080AC
			±20%		C1608X7R1V684M080AC	C1608X7R1E684M080AB	C1608X7R1C684M080AC
2012	1.25±0.20	±10%	C2012X7R1H684K125AB	C2012X7R1V684K125AB	C2012X7R1E684K125AB	C2012X7R1C684K125AA	
		±20%	C2012X7R1H684M125AB	C2012X7R1V684M125AB	C2012X7R1E684M125AB	C2012X7R1C684M125AA	
1 µF	3216	1.60±0.20	±10%				
			±20%				
	1608	0.80±0.10	±10%		C1608X7R1V105K080AC	C1608X7R1E105K080AB	C1608X7R1C105K080AC
			±20%		C1608X7R1V105M080AC	C1608X7R1E105M080AB	C1608X7R1C105M080AC
2012	0.85±0.15	±10%	C2012X7R1H105K085AC	C2012X7R1V105K085AB	C2012X7R1E105K085AB	C2012X7R1C105K085AC	
		±20%	C2012X7R1H105M085AC	C2012X7R1V105M085AB	C2012X7R1E105M085AB	C2012X7R1C105M085AC	
1.5 µF	3216	1.60±0.20	±10%	C2012X7R1H105K125AB	C2012X7R1V105K125AB	C2012X7R1E105K125AB	C2012X7R1C105K125AA
			±20%	C2012X7R1H105M125AB	C2012X7R1V105M125AB	C2012X7R1E105M125AB	C2012X7R1C105M125AA
	3216	1.60±0.20	±10%	C3216X7R1H105K160AB	C3216X7R1V105K160AB	C3216X7R1E105K160AA	
			±20%	C3216X7R1H105M160AB	C3216X7R1V105M160AB	C3216X7R1E105M160AA	
2.2 µF	3216	1.60±0.20	±10%	C3216X7R1H155K160AB	C3216X7R1V155K160AB	C3216X7R1E155K160AA	
			±20%	C3216X7R1H155M160AB	C3216X7R1V155M160AB	C3216X7R1E155M160AA	
	3225	2.00±0.20	±10%	C3225X7R1H155K200AA			
			±20%	C3225X7R1H155M200AA			
2.2 µF	2012	0.85±0.15	±10%		C2012X7R1V225K085AC	C2012X7R1E225K085AB	C2012X7R1C225K085AB
			±20%		C2012X7R1V225M085AC	C2012X7R1E225M085AB	C2012X7R1C225M085AB
	3216	1.60±0.20	±10%	C2012X7R1H225K125AC	C2012X7R1V225K125AB	C2012X7R1E225K125AB	C2012X7R1C225K125AB
			±20%	C2012X7R1H225M125AC	C2012X7R1V225M125AB	C2012X7R1E225M125AB	C2012X7R1C225M125AB
4532	3216	1.60±0.20	±10%	C3216X7R1H225K160AB	C3216X7R1V225K160AB	C3216X7R1E225K160AA	
			±20%	C3216X7R1H225M160AB	C3216X7R1V225M160AB	C3216X7R1E225M160AA	
	3225	2.00±0.20	±10%	C3225X7R1H225K200AB			
			±20%	C3225X7R1H225M200AB			
4532	1.60±0.20	±10%	C4532X7R1H225K160KA				
		±20%	C4532X7R1H225M160KA				

■ 灰色涂层的品名, 为新规设计非推荐品。

⚠ 为了能够更加正确、安全地使用产品, 请务必索取能进一步确认详细特性、规格的采购规格书。
 记载内容可能因为产品改良等原因不经预告而更改, 恕不另行通知。

MULTILAYER CERAMIC CHIP CAPACITORS



电容范围表

温度特性: X7R (-55 to +125°C、±15%)

电容	尺寸	厚度 (mm)	电容容差	目录型号			
				额定电压 Edc: 50V	额定电压 Edc: 35V	额定电压 Edc: 25V	额定电压 Edc: 16V
3.3 μF	2012	1.25±0.20	±10%		C2012X7R1V335K125AC	C2012X7R1E335K125AB	C2012X7R1C335K125AB
			±20%		C2012X7R1V335M125AC	C2012X7R1E335M125AB	C2012X7R1C335M125AB
	3216	1.60±0.20	±10%	C3216X7R1H335K160AC	C3216X7R1V335K160AB	C3216X7R1E335K160AC	
			±20%	C3216X7R1H335M160AC	C3216X7R1V335M160AB	C3216X7R1E335M160AC	
	3225	1.60±0.20	±10%			C3225X7R1E335K160AA	
			±20%			C3225X7R1E335M160AA	
	4532	2.00±0.20	±10%	C4532X7R1H335K200KA			
			±20%	C4532X7R1H335M200KA			
4.7 μF	2012	1.25±0.20	±10%		C2012X7R1V475K125AC	C2012X7R1E475K125AB	C2012X7R1C475K125AB
			±20%		C2012X7R1V475M125AC	C2012X7R1E475M125AB	C2012X7R1C475M125AB
	3216	0.85±0.15	±10%		C3216X7R1V475K085AC	C3216X7R1E475K085AB	C3216X7R1C475K085AB
			±20%		C3216X7R1V475M085AC	C3216X7R1E475M085AB	C3216X7R1C475M085AB
	3216	1.60±0.20	±10%	C3216X7R1H475K160AC	C3216X7R1V475K160AB	C3216X7R1E475K160AC	C3216X7R1C475K160AB
			±20%	C3216X7R1H475M160AC	C3216X7R1V475M160AB	C3216X7R1E475M160AC	C3216X7R1C475M160AB
	3225	2.00±0.20	±10%			C3225X7R1E475K200AA	
			±20%			C3225X7R1E475M200AA	
	3225	2.50±0.30	±10%	C3225X7R1H475K250AB			
			±20%	C3225X7R1H475M250AB			
	4532	2.00±0.20	±10%	C4532X7R1H475K200KB			
			±20%	C4532X7R1H475M200KB		C4532X7R1E475M200KA	
5750	2.00±0.20	±10%	C5750X7R1H475K200KA				
		±20%	C5750X7R1H475M200KA				
6.8 μF	3216	1.60±0.20	±10%		C3216X7R1V685K160AC	C3216X7R1E685K160AB	C3216X7R1C685K160AC
			±20%		C3216X7R1V685M160AC	C3216X7R1E685M160AB	C3216X7R1C685M160AC
	3225	2.50±0.30	±10%			C3225X7R1E685K250AB	
			±20%			C3225X7R1E685M250AB	
	4532	2.50±0.30	±10%	C4532X7R1H685K250KB			
			±20%	C4532X7R1H685M250KB			
	5750	2.50±0.30	±10%	C5750X7R1H685K250KA			
			±20%	C5750X7R1H685M250KA			
10 μF	3216	1.60±0.20	±10%		C3216X7R1V106K160AC	C3216X7R1E106K160AB	C3216X7R1C106K160AC
			±20%		C3216X7R1V106M160AC	C3216X7R1E106M160AB	C3216X7R1C106M160AC
	3225	2.00±0.20	±10%				C3225X7R1C106K200AB
			±20%				C3225X7R1C106M200AB
	3225	2.50±0.30	±10%			C3225X7R1E106K250AC	
			±20%	C3225X7R1H106M250AC		C3225X7R1E106M250AC	
	4532	2.30±0.20	±10%				C4532X7R1C106K230KA
			±20%				C4532X7R1C106M230KA
	4532	2.50±0.30	±10%			C4532X7R1E106K250KA	
			±20%			C4532X7R1E106M250KA	
	5750	2.00±0.20	±10%	C5750X7R1H106K230KB			
			±20%	C5750X7R1H106M230KB		C5750X7R1E106M200KA	
15 μF	3225	2.50±0.30	±10%				C3225X7R1C156M250AB
			±20%				
	4532	2.50±0.30	±10%			C4532X7R1E156M250KC	
			±20%			C4532X7R1E156M280KB	
5750	2.30±0.20	±10%					
		±20%			C5750X7R1E156M230KA		
22 μF	3225	2.50±0.30	±10%				C3225X7R1C226K250AC
			±20%				C3225X7R1C226M250AC
	4532	2.00±0.20	±10%				C4532X7R1C226M200KC
			±20%				C4532X7R1C226M230KB
	4532	2.30±0.20	±10%				
			±20%			C4532X7R1E226M250KC	
5750	2.50±0.30	±10%					
		±20%			C5750X7R1E226M250KA		
33 μF	4532	2.50±0.30	±10%				C5750X7R1C226M280KA
			±20%				C4532X7R1C336M250KC
47 μF	5750	2.00±0.20	±10%				C5750X7R1C336M200KB
			±20%				C5750X7R1C476M230KB

■ 灰色涂层的品名, 为新规设计非推荐品。

⚠ 为了能够更加正确、安全地使用产品, 请务必索取能进一步确认详细特性、规格的采购规格书。
 记载内容可能因为产品改良等原因不经预告而更改, 恕不另行通知。

电容范围表

温度特性: X7R (-55 to +125°C、±15%)

电容	尺寸	厚度 (mm)	电容 容差	目录型号		
				额定电压 Edc: 10V	额定电压 Edc: 6.3V	额定电压 Edc: 4V
100 pF	0402	0.20±0.02	±10%	C0402X7R1A101K020BC	C0402X7R0J101K020BC	C0402X7R0G101K020BC
			±20%	C0402X7R1A101M020BC	C0402X7R0J101M020BC	C0402X7R0G101M020BC
150 pF	0402	0.20±0.02	±10%	C0402X7R1A151K020BC	C0402X7R0J151K020BC	C0402X7R0G151K020BC
			±20%	C0402X7R1A151M020BC	C0402X7R0J151M020BC	C0402X7R0G151M020BC
220 pF	0402	0.20±0.02	±10%	C0402X7R1A221K020BC	C0402X7R0J221K020BC	C0402X7R0G221K020BC
			±20%	C0402X7R1A221M020BC	C0402X7R0J221M020BC	C0402X7R0G221M020BC
330 pF	0402	0.20±0.02	±10%	C0402X7R1A331K020BC	C0402X7R0J331K020BC	C0402X7R0G331K020BC
			±20%	C0402X7R1A331M020BC	C0402X7R0J331M020BC	C0402X7R0G331M020BC
470 pF	0402	0.20±0.02	±10%	C0402X7R1A471K020BC	C0402X7R0J471K020BC	C0402X7R0G471K020BC
			±20%	C0402X7R1A471M020BC	C0402X7R0J471M020BC	C0402X7R0G471M020BC
680 pF	0402	0.20±0.02	±10%	C0402X7R1A681K020BC	C0402X7R0J681K020BC	C0402X7R0G681K020BC
			±20%	C0402X7R1A681M020BC	C0402X7R0J681M020BC	C0402X7R0G681M020BC
1 nF	0402	0.20±0.02	±10%	C0402X7R1A102K020BC		
			±20%	C0402X7R1A102M020BC		
1.5 nF	0402	0.20±0.02	±10%	C0402X7R1A152K020BC		
			±20%	C0402X7R1A152M020BC		
2.2 nF	0603	0.30±0.03	±10%	C0603X7R1A222K030BA	C0603X7R0J222K030BA	
			±20%	C0603X7R1A222M030BA	C0603X7R0J222M030BA	
4.7 nF	0603	0.30±0.03	±10%	C0603X7R1A472K030BA	C0603X7R0J472K030BA	
			±20%	C0603X7R1A472M030BA	C0603X7R0J472M030BA	
10 nF	0603	0.30±0.03	±10%	C0603X7R1A103K030BA	C0603X7R0J103K030BA	
			±20%	C0603X7R1A103M030BA	C0603X7R0J103M030BC	
100 nF	1005	0.50±0.05	±10%	C1005X7R1A104K050BB		
			±20%	C1005X7R1A104M050BB		
150 nF	1005	0.50±0.05	±10%	C1005X7R1A154K050BB		
			±20%	C1005X7R1A154M050BB		
220 nF	1005	0.50±0.05	±10%	C1005X7R1A224K050BB		
			±20%	C1005X7R1A224M050BB		
680 nF	1608	0.80+0.15, -0.10	±10%	C1608X7R1A684K080AC		
			±20%	C1608X7R1A684M080AC		
1 μF	1608	0.80+0.15, -0.10	±10%	C1608X7R1A105K080AC		
			±20%	C1608X7R1A105M080AC		
1.5 μF	1608	0.80±0.10	±10%	C1608X7R1A155K080AC	C1608X7R0J155K080AB	
			±20%	C1608X7R1A155M080AC	C1608X7R0J155M080AB	
2.2 μF	1608	0.80±0.10	±10%	C1608X7R1A225K080AC	C1608X7R0J225K080AB	
			±20%	C1608X7R1A225M080AC	C1608X7R0J225M080AB	
3.3 μF	2012	1.25±0.20	±10%	C2012X7R1A335K125AC		
			±20%	C2012X7R1A335M125AC		
4.7 μF	2012	0.85±0.15	±10%	C2012X7R1A475K085AC	C2012X7R0J475K085AB	
			±20%	C2012X7R1A475M085AC	C2012X7R0J475M085AB	
		1.25±0.20	±10%	C2012X7R1A475K125AC		
			±20%	C2012X7R1A475M125AC		
6.8 μF	2012	1.25±0.20	±10%	C2012X7R1A685K125AC	C2012X7R0J685K125AB	
			±20%	C2012X7R1A685M125AC	C2012X7R0J685M125AB	
		1.25±0.20	±10%	C2012X7R1A106K125AC	C2012X7R0J106K125AB	
			±20%	C2012X7R1A106M125AC	C2012X7R0J106M125AB	
10 μF	3216	0.85±0.15	±10%	C3216X7R1A106K085AC	C3216X7R0J106K085AB	
			±20%	C3216X7R1A106M085AC	C3216X7R0J106M085AB	
		1.60±0.20	±10%	C3216X7R1A106K160AC		
			±20%	C3216X7R1A106M160AC		
22 μF	3225	2.30±0.20	±10%	C3225X7R1A226K230AC		
			±20%	C3225X7R1A226M230AC		

■灰色涂层的品名, 为新设计非推荐品。

⚠ 为了能够更加正确、安全地使用产品, 请务必索取能进一步确认详细特性、规格的采购规格书。
 记载内容可能因为产品改良等原因不经预告而更改, 恕不另行通知。

MULTILAYER CERAMIC CHIP CAPACITORS



电容范围表

温度特性: X7S (-55 to +125°C、±22%)

电容	尺寸	厚度 (mm)	电容 容差	目录型号					
				额定电压 Edc: 50V	额定电压 Edc: 16V	额定电压 Edc: 10V	额定电压 Edc: 6.3V	额定电压 Edc: 4V	
22 nF	0603	0.30±0.03	±10% ±20%		C0603X7S1A223K030BC	C0603X7S1A223M030BC	C0603X7S0J223K030BB		
47 nF	0603	0.30±0.03	±10% ±20%		C0603X7S1A473K030BC	C0603X7S0J473K030BB			
100 nF	0603	0.30±0.03	±10% ±20%		C0603X7S1A473M030BC	C0603X7S0J473M030BB			
150 nF	0603	0.30±0.05	±10% ±20%		C0603X7S1A104K030BC		C0603X7S0G104K030BC		
					C0603X7S1A104M030BC		C0603X7S0G104M030BC		
		0.30±0.03	±10% ±20%				C0603X7S0J154K030BC		
		0.30±0.05	±10% ±20%				C0603X7S0J154M030BC		
220 nF	0603						C0603X7S0G224K030BC		
							C0603X7S0G224M030BC		
							C0603X7S0J224K030BC		
							C0603X7S0J224M030BC		
330 nF	1005	0.50±0.05	±10% ±20%		C1005X7S1C334K050BC	C1005X7S1A334K050BC	C1005X7S0J334K050BC		
					C1005X7S1C334M050BC	C1005X7S1A334M050BC	C1005X7S0J334M050BC		
470 nF	1005	0.50±0.05	±10% ±20%		C1005X7S1C474K050BC	C1005X7S1A474K050BC	C1005X7S0J474K050BB		
					C1005X7S1C474M050BC	C1005X7S1A474M050BC	C1005X7S0J474M050BB		
680 nF	1005	0.50±0.05	±10% ±20%			C1005X7S1A684K050BC	C1005X7S0J684K050BC	C1005X7S0G684K050BC	
						C1005X7S1A684M050BC	C1005X7S0J684M050BC	C1005X7S0G684M050BC	
1 μF	1005	0.50±0.05	±10% ±20%			C1005X7S1A105K050BC	C1005X7S0J105K050BC	C1005X7S0G105K050BC	
						C1005X7S1A105M050BC	C1005X7S0J105M050BC	C1005X7S0G105M050BC	
		0.50±0.05	±10% ±20%					C1005X7S0G155K050BC	
								C1005X7S0G155M050BC	
1.5 μF	1005	0.50±0.10	±10% ±20%				C1005X7S0J155K050BC		
							C1005X7S0J155M050BC		
		0.50+0.15, -0.10	±10% ±20%		C1005X7S1A155K050BC				
					C1005X7S1A155M050BC				
	1608	0.80±0.10	±10% ±20%		C1608X7S1C155K080AC				
					C1608X7S1C155M080AC				
		0.50±0.05	±10% ±20%					C1005X7S0G225K050BC	
								C1005X7S0G225M050BC	
2.2 μF	1005	0.50±0.10	±10% ±20%				C1005X7S0J225K050BC		
							C1005X7S0J225M050BC		
		0.50+0.15, -0.10	±10% ±20%		C1005X7S1A225K050BC				
					C1005X7S1A225M050BC				
	1608	0.80±0.10	±10% ±20%		C1608X7S1C225K080AC	C1608X7S1A225K080AC	C1608X7S0J225K080AB		
					C1608X7S1C225M080AC	C1608X7S1A225M080AC	C1608X7S0J225M080AB		
3.3 μF	1608	0.80±0.10	±10% ±20%				C1608X7S0J335K080AC	C1608X7S0G335K080AC	
							C1608X7S0J335M080AC	C1608X7S0G335M080AC	
		0.80+0.20, -0.10	±10% ±20%		C1608X7S1A335K080AC				
					C1608X7S1A335M080AC				
4.7 μF	1608	0.80±0.10	±10% ±20%				C1608X7S0J475K080AC	C1608X7S0G475K080AC	
							C1608X7S0J475M080AC	C1608X7S0G475M080AC	
		0.80+0.20, -0.10	±10% ±20%		C1608X7S1A475K080AC				
					C1608X7S1A475M080AC				
	1608	0.80+0.20, -0.10	±10% ±20%				C1608X7S0J685K080AC	C1608X7S0G685K080AB	
							C1608X7S0J685M080AC	C1608X7S0G685M080AB	
6.8 μF	2012	1.25±0.20	±10% ±20%		C2012X7S1C685K125AC				
					C2012X7S1C685M125AC				
	3225	2.50±0.30	±10% ±20%	C3225X7S1H685K250AB					
				C3225X7S1H685M250AB					
	1608	0.80+0.20, -0.10	±20%				C1608X7S0J106M080AC	C1608X7S0G106M080AB	
							C2012X7S0J106K085AC	C2012X7S0G106K085AC	
10 μF	2012	0.85±0.15	±10% ±20%				C2012X7S0J106M085AC	C2012X7S0G106M085AC	
		1.25±0.20	±10% ±20%		C2012X7S1C106K125AC				
					C2012X7S1C106M125AC				
	3225	2.50±0.30	±10% ±20%	C3225X7S1H106K250AB					
				C3225X7S1H106M250AB					
15 μF	2012	1.25±0.20	±20%			C2012X7S1A156M125AC	C2012X7S0J156M125AC	C2012X7S0G156M125AC	
	3216	1.60±0.20	±20%			C3216X7S1A156M160AC	C3216X7S0J156M160AB		
22 μF	2012	1.25±0.20	±20%			C2012X7S1A226M125AC	C2012X7S0J226M125AC	C2012X7S0G226M125AC	
	3216	1.60±0.20	±20%			C3216X7S1A226M160AC	C3216X7S0J226M160AB		
33 μF	3216	1.60±0.20	±20%				C3216X7S0J336M160AC	C3216X7S0G336M160AB	
47 μF	3216	1.60±0.20	±20%				C3216X7S0J476M160AC	C3216X7S0G476M160AB	
	3225	2.50±0.30	±20%				C3225X7S0J476M250AC		

■灰色涂层的品名, 为新规设计非推荐品。

⚠ 为了能够更加正确、安全地使用产品, 请务必索取能进一步确认详细特性、规格的采购规格书。
记载内容可能因为产品改良等原因不经预告而更改, 恕不另行通知。

X-ON Electronics

Largest Supplier of Electrical and Electronic Components

Click to view similar products for [Multilayer Ceramic Capacitors MLCC - SMD/SMT](#) category:

Click to view products by [TDK](#) manufacturer:

Other Similar products are found below :

[M39014/01-1467](#) [M39014/02-1218V](#) [M39014/02-1225V](#) [M39014/02-1262V](#) [M39014/02-1301](#) [M39014/22-0631](#) [1210J5000102JCT](#)
[1210J2K00102KXT](#) [1210J5000103KXT](#) [1210J5000223KXT](#) [D55342E07B379BR-TR](#) [D55342E07B523DR-T/R](#) [1812J1K00103KXT](#)
[1812J1K00473KXT](#) [1812J2K00680JCT](#) [1812J4K00102MXT](#) [1812J5000102JCT](#) [1812J5000103JCT](#) [1812J5000682JCT](#) [NIN-FB391JTRF](#)
[NIN-FC2R7JTRF](#) [NPIS27H102MTRF](#) [C1206C101J1GAC](#) [C1608C0G1E472JT000N](#) [C2012C0G2A472J](#) [2220J2K00101JCT](#)
[KHC201E225M76N0T00](#) [LRC-LRF1206LF-01R025FTR1K](#) [1812J1K00222JCT](#) [1812J2K00102KXT](#) [1812J2K00222KXT](#)
[1812J2K00472KXT](#) [2-1622820-7-CUT-TAPE](#) [2220J3K00102KXT](#) [2225J2500824KXT](#) [CCR07CG103KM](#) [CGA2B2C0G1H010C](#)
[CGA2B2C0G1H040C](#) [CGA2B2C0G1H050C](#) [CGA2B2C0G1H060D](#) [CGA2B2C0G1H070D](#) [CGA2B2C0G1H151J](#) [CGA2B2C0G1H1R5C](#)
[CGA2B2C0G1H2R2C](#) [CGA2B2C0G1H3R3C](#) [CGA2B2C0G1H680J](#) [CGA2B2C0G1H6R8D](#) [CGA2B2X8R1H221K](#) [CGA2B2X8R1H472K](#)
[CGA3E1X7R1C474K](#)