

4N22

4N23 JAN, JANTX, JANTXV, AND JANS SINGLE CHANNEL OPTOCOUPLERS

4N24



**OPTOELECTRONIC PRODUCTS
DIVISION**

01/14/2011

Features:

- Qualified to MIL-PRF-19500/486
- Collector in electrical contact with case
- Overall current gain: 1.5 typical (4N24)
- Base lead provided for conventional transistor biasing
- Rugged package
- High gain, high voltage transistor
- ±1 kV electrical isolation

Applications:

- Eliminate ground loops
- Level shifting
- Line receiver
- Switching power supplies
- Motor control

DESCRIPTION

A Gallium Aluminum Arsenide (GaAlAs) infrared LED and a high gain N-P-N silicon phototransistor packaged in a hermetically sealed metal case. The **4N22**, **4N23** and **4N24**'s can be tested to customer specifications.

***ABSOLUTE MAXIMUM RATINGS**

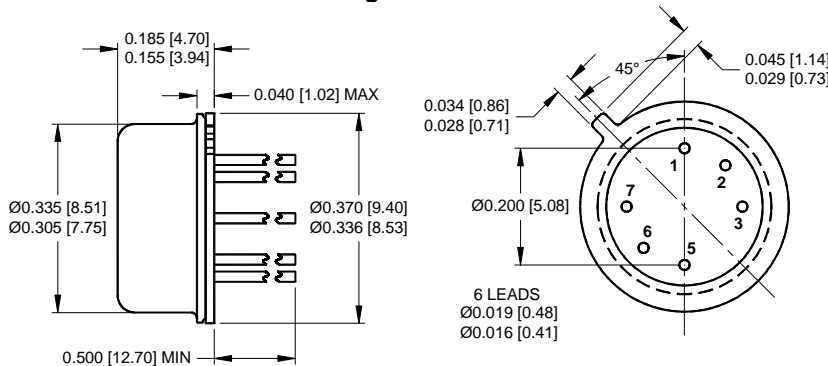
Input to Output Voltage	±1 kV
Emitter-Collector Voltage	7 V
Collector-Emitter Voltage	40 V
Collector-Base Voltage	45 V
Reverse Input Voltage	2 V
Input Diode Continuous Forward Current at (or below) 25°C Free-Air Temperature (Note 1)	40mA
Peak Forward Input Current (Value applies for $t_w \leq 1\mu s$ PRR < 300 pps)	1 A
Continuous Collector Current	50 mA
Continuous Transistor Power Dissipation at (or below) 25°C Free-Air Temperature (Note 2)	300 mW
Storage Temperature	-65°C to +125°C
Operating Free-Air Temperature Range	-55°C to +125°C
Lead Solder Temperature (10 seconds max., 1/16" from case)	240°C

Notes:

1. Derate linearly to 125°C free-air temperature at the rate of 0.40 mA/°C above 65°C.
2. Derate linearly to 125°C free-air temperature at the rate of 5 mW/°C above 65°C.

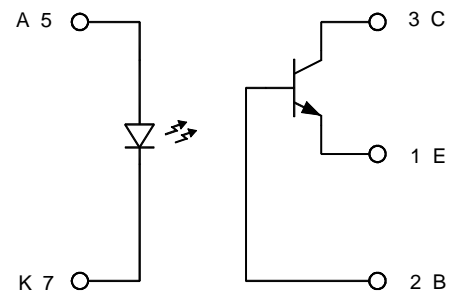
- JEDEC registered data

Package Dimensions



ALL LINEAR DIMENSIONS ARE IN INCHES [MILLIMETERS].

Schematic Diagram



COLLECTOR IS COMMON TO CASE.

4N22, 4N23, and 4N24

JAN, JANTX, JANTXV, AND JANS SINGLE CHANNEL OPTOCOUPLEDERS

01/14/2011

***ELECTRICAL CHARACTERISTICS INPUT LED** $T_A = 25^\circ\text{C}$ Unless otherwise specified

PARAMETER	SYMBOL	MIN	MAX	UNITS	TEST CONDITIONS	NOTE
Input Diode Static Reverse Current	I_R		100	nA	$V_R = 2\text{ V}$	
Input Diode Static Forward Voltage	V_F	1	1.7	V	$I_F = 10\text{ mA}$	
		0.8	1.5			
		0.7	1.3			

***OUTPUT TRANSISTOR** $T_A = 25^\circ\text{C}$ Unless otherwise specified

PARAMETER	SYMBOL	MIN	MAX	UNITS	TEST CONDITIONS	NOTE
Collector-Base Breakdown Voltage	$V_{(BR)CBO}$	45		V	$I_C = 100\ \mu\text{A}$, $I_E = 0$, $I_F = 0$	
Collector-Emitter Breakdown Voltage	$V_{(BR)CEO}$	40		V	$I_C = 1\text{ mA}$, $I_B = 0$, $I_F = 0$	
Emitter-Base Breakdown Voltage	$V_{(BR)EBO}$	7		V	$I_B = 0$, $I_E = 100\ \mu\text{A}$, $I_F = 0$	

***COUPLED CHARACTERISTICS** $T_A = 25^\circ\text{C}$ Unless otherwise specified

PARAMETER	SYMBOL	MIN	MAX	UNITS	TEST CONDITIONS	NOTE
On State Collector Current	$I_{C(ON)}$	0.15		mA	$V_{CE} = 5\text{ V}$, $I_B = 0$, $I_F = 2\text{ mA}$	
		0.2				
		0.4				
On State Collector Current	$I_{C(ON)}$	2.5		mA	$V_{CE} = 5\text{ V}$, $I_B = 0$, $I_F = 10\text{ mA}$	
		6				
		10				
On State Collector Current -55°C	$I_{C(ON)}$	1		mA	$V_{CE} = 5\text{ V}$, $I_B = 0$, $I_F = 10\text{ mA}$	
		2.5				
		4				
On State Collector Current +100°C	$I_{C(ON)}$	1		mA	$V_{CE} = 5\text{ V}$, $I_B = 0$, $I_F = 10\text{ mA}$	
		2.5				
		4				
Off State Collector Current +25°C	$I_{C(OFF)}$		100	nA	$V_{CE} = 20\text{ V}$, $I_B = 0$, $I_F = 0\text{ mA}$	
Off State Collector Current +100°C	$I_{C(OFF)}$		100	μA	$V_{CE} = 20\text{ V}$, $I_B = 0$, $I_F = 0\text{ mA}$	
Collector-Emitter Saturation Voltage	$V_{CE(SAT)}$		0.3	V	$I_C = 2.5\text{ mA}$, $I_B = 0$, $I_F = 20\text{ mA}$	
	$V_{CE(SAT)}$		0.3	V	$I_C = 5\text{ mA}$, $I_B = 0$, $I_F = 20\text{ mA}$	
	$V_{CE(SAT)}$		0.3	V	$I_C = 10\text{ mA}$, $I_B = 0$, $I_F = 20\text{ mA}$	
Input to Output Resistance	R_{I-O}	10^{11}		Ω	$V_{IN-OUT} = 1\text{ kV}$	1
Input to Output Capacitance	C_{I-O}		5	pF	$F = 1\text{ MHz}$, $V_{IN-OUT} = 1\text{ kV}$	1
Rise Time	t_r		15	μs	$V_{CC} = 10\text{ V}$, $I_F = 10\text{ mA}$, $R_L = 100\ \Omega$	
			15			
			20			
Fall Time	t_f		15	μs	$V_{CC} = 10\text{ V}$, $I_F = 10\text{ mA}$, $R_L = 100\ \Omega$	
			15			
			20			

NOTES:

- These parameters are measured between all phototransistor leads shorted together and with both input diode leads shorted together.

RECOMMENDED OPERATING CONDITIONS:

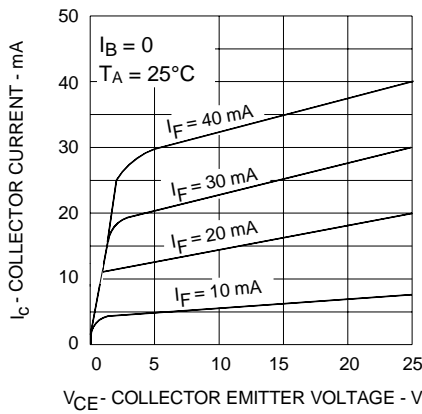
PARAMETER	SYMBOL	MIN	MAX	UNITS
Input Current, Low Level	I_{FL}	0	1	μA
Input Current, High Level	I_{FH}	2	10	mA
Supply Voltage	V_{CC}	5	10	V

SELECTION GUIDE

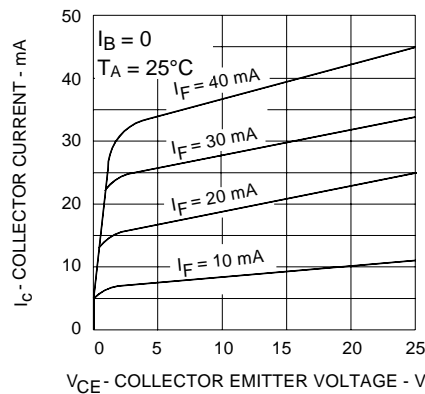
PART NUMBER	PART DESCRIPTION
4N22	Commercial
4N23	Commercial
4N24	Commercial
JAN4N22	JAN Screened
JAN4N23	JAN Screened
JAN4N24	JAN Screened
JANTX4N22	JANTX Screened
JANTX4N23	JANTX Screened
JANTX4N24	JANTX Screened
JANTXV4N22	JANTXV Screened
JANTXV4N23	JANTXV Screened
JANTXV4N24	JANTXV Screened
JANS4N22	JANS Screened
JANS4N23	JANS Screened
JANS4N24	JANS Screened

* JEDEC registered

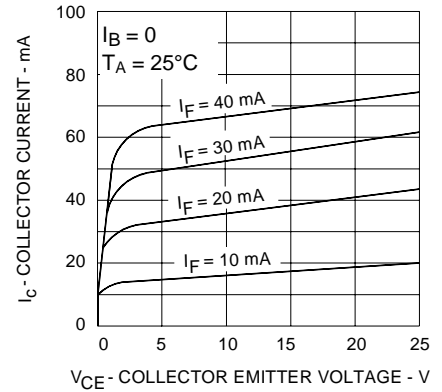
4N22
COLLECTOR CURRENT VS
COLLECTOR-EMITTER VOLTAGE



4N23
COLLECTOR CURRENT VS
COLLECTOR-EMITTER VOLTAGE



4N24
COLLECTOR CURRENT VS
COLLECTOR-EMITTER VOLTAGE



X-ON Electronics

Largest Supplier of Electrical and Electronic Components

Click to view similar products for [Transistor Output Optocouplers](#) category:

Click to view products by [Micropac](#) manufacturer:

Other Similar products are found below :

[LTV-814S-TA](#) [LTV-815S-TA](#) [LTV-8241S](#) [LTV-824HS](#) [LTV-852S](#) [66095-001](#) [6N136-X017T](#) [6N136-X019T](#) [MCT6-X007](#) [MCT6-X007T](#)
[MOC8101-X009](#) [MOC8101-X017T](#) [PS2561-1-A](#) [PS2561A-1-W-A](#) [PS2561B-1-L-A](#) [PS2561DL-1Y-V-A](#) [PS2561L1-1-A](#) [PS2561L-1-V-A](#)
[PS2581AL2-A](#) [PS2706-1-A](#) [PS2815-1-A](#) [MRF658](#) [ELD207\(TA\)](#) [IL755-1X007](#) [IL755-2](#) [ILD2-X006](#) [ILD74-X001](#) [ILQ615-2X017](#) [ILQ615-3X016](#) [LDA102S](#) [LDA110S](#) [LDA202](#) [SFH601-4X007T](#) [SFH615A-2X009T](#) [SFH615A-4X001](#) [SFH615AGR-X007T](#) [SFH618A-3X006](#)
[SFH620A-2X007](#) [SFH690BT3](#) [PS2561-1-V-W-A](#) [PS2561A-1-V-A](#) [PS2561AL1-1-V-A](#) [PS2561AL-1-H-A](#) [PS2561AL-1-V-A](#) [PS2561BL-1-F3-Q-A](#) [PS2561DL-1Y-F3-A](#) [PS2561L1-1-L-A](#) [PS2561L1-1-V-Q-A](#) [PS2562-1-V-A](#) [PS2565L-1-A](#)