

- Gather and direct single or bundles of cable at low cost.
- **Two orientations:**
  1. Vertical for **Top Entry** and narrow width.
  2. Horizontal for **Side Entry** and low height where clearance is a problem.
- **Two gate types:**
  1. Regular gate secures cables with tension alone.
  2. Latch gate locks cables in place.
- Both types install with fingertip pressure into a 3/16" (4,8 mm) diameter mounting hole.

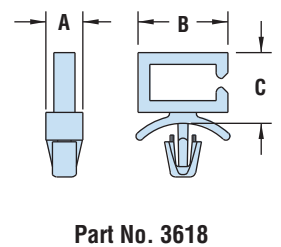
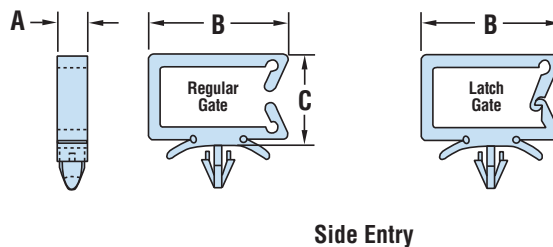
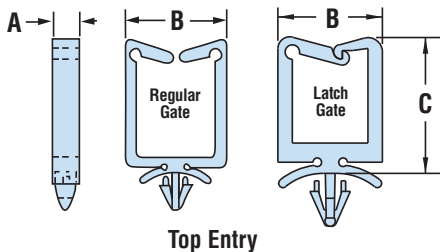
**Top Entry:** Part Description Key: CH X-Y-Z, where R = Regular Gate, L = Latch Gate, Y = Overall Height (mm), and Z, if present, distinguishes Panel Thickness.

**Side Entry:** Part Description Key: CH X-Y-Z, where R = Regular Gate, L = Latch Gate Y = Approximate Overall Height (mm), and Z is always 90 indicating a Side Entry part.

## HEYClip™ Cable Holders - Arrowhead Mount

WIRE CAPACITY		PART NO.		DESCRIPTION	OVERALL HEIGHT C		FOOTPRINT A x B		MOUNTING HOLE DIA.				
in.	mm.	Natural	Black		in.	mm.	in.	mm.	in.	mm.			
<b>Top Entry-Regular Gate</b> For Panels up to .047" (1,2 mm) thick													
.80	x .50	20,3	x 12,7	<b>3596</b>	-	CH R-20 *	.77	19,6	.22 x .93	5,5 x 23,6	.187	4,8	<b>NEW!</b>
	x .85		x 21,6	<b>3597</b>	-	CH R-28 *	1.11	28,4					
<b>For panels up to .078" (1,9 mm) thick</b>													
.44	x .19	11,1	x 4,8	<b>3600</b>	<b>3600B</b>	CH R-12	.48	12,2	.22 x .61	5,6 x 15,5	.187	4,8	
	x .38		x 9,7	<b>3605</b>	<b>3605B</b>	CH R-18	.72	18,2					
	x .74		x 18,8	<b>3610</b>	<b>3610B</b>	CH R-27	1.06	27,0					
	x 1.05		x 26,7	<b>3615</b>	<b>3615B</b>	CH R-35	1.38	35,0					
<b>For Panels up to .125" (3,2 mm) thick</b>													
.44	x .19	11,1	x 4,8	<b>3601</b>	<b>3601B</b>	CH R-13-3	.51	13,0	.22 x .61	5,6 x 15,5	.187	4,8	<b>NEW!</b>
	x .38		x 9,7	<b>3606</b>	<b>3606B</b>	CH R-18-3	.71	18,0					
	x .74		x 18,8	<b>3611</b>	<b>3611B</b>	CH R-27-3	1.06	26,9					
	x 1.05		x 26,7	<b>3616</b>	<b>3616B</b>	CH R-35-3	1.37	34,8					
<b>Top Entry-Latch Gate</b> For Panels up to .078" (1,9 mm) thick													
.44	x .14	11,1	x 3,6	<b>3620</b>	<b>3620B</b>	CH L-12	.48	12,2	.22 x .61	5,6 x 15,5	.187	4,8	
	x .33		x 8,4	<b>3625</b>	<b>3625B</b>	CH L-18	.72	18,3					
	x .69		x 17,5	<b>3630</b>	<b>3630B</b>	CH L-27	1.07	27,2					
	x 1.00		x 25,4	<b>3635</b>	<b>3635B</b>	CH L-35	1.39	35,3					
<b>For Panels up to .125" (3,2 mm) thick</b>													
.44	x .14	11,1	x 3,6	<b>3602</b>	<b>3602B</b>	CH L-13-3	.51	13,0	.22 x .61	5,6 x 15,5	.187	4,8	<b>NEW!</b>
	x .33		x 8,4	<b>3607</b>	<b>3607B</b>	CH L-18-3	.71	18,0					
	x .69		x 17,5	<b>3612</b>	<b>3612B</b>	CH L-27-3	1.06	27,0					
	x 1.00		x 25,4	<b>3617</b>	<b>3617B</b>	CH L-35-3	1.38	35,0					
<b>Side Entry-Regular Gate</b> For Panels up to .063" (1,6 mm) thick													
.19	x .42	4,8	x 10,7	<b>3618</b>	-	CH R-11-90	.42	10,7	.22 x .54	5,6 x 13,6	.187	4,8	<b>NEW!</b>
<b>For Panels up to .090" (2,3mm) thick</b>													
.44	x .75	11,1	x 19,1	<b>3652</b>	<b>3652B</b>	CH R-27-90	.62	15,9	.22 x 1.00	5,6 x 25,4	.187	4,8	
	x 1.06		x 26,9	<b>3667</b>	<b>3667B</b>	CH R-35-90	.62	15,9					
<b>Side Entry-Latch Gate</b> For Panels up to .090" (2,3 mm) thick													
.44	x .72	11,1	x 18,3	<b>3697</b>	<b>3697B</b>	CH L-27-90	.66	16,7	.22 x 1.00	5,6 x 25,4	.187	4,8	
	x 1.03		x 26,2	<b>3712</b>	<b>3712B</b>	CH L-35-90	.66	16,7					

Standard colors natural and black, except as noted. Flame retardant UL 94V-0 material available, consult Heyco.  
 \* Part Nos. **3596** and **3597** are of relatively wide construction.



*Quick Specs*

Material	Nylon 6/6
Certifications	UL Recognized under UL File E54523 (Top Entry parts only)
Flammability Rating	94V-2
Temperature Range	32°F (0°C) to 185°F (85°C)

## X-ON Electronics

Largest Supplier of Electrical and Electronic Components

*Click to view similar products for [Standoffs & Spacers](#) category:*

*Click to view products by [Lazer](#) manufacturer:*

Other Similar products are found below :

[M0513-3-N](#) [M0516-3-N](#) [M0517-3-N](#) [M0518-3-N](#) [M0521-3-N](#) [M0524-3-N](#) [M0532-35-AL](#) [M0532-35-N](#) [M0543-4-AL](#) [M0544-35-N](#) [M0544-3-N](#) [M0545-3-AL](#) [M0553-3-N](#) [M0564-4-N](#) [M0608-5-SS](#) [M0609-5-SS](#) [M0610-35-AL](#) [M0613-3-N](#) [M0651-5-SS](#) [M0653-35-N](#) [M0654-4-SS](#) [M0655-5-AL](#) [M0655-5-N](#) [M0660-4-AL](#) [M0660-4-N](#) [M0670-35-N](#) [M0671-5-N](#) [M0671-5-SS](#) [M0722-5-N](#) [M0725-6-N](#) [M0731-4-N](#) [M0904-B-25-AL](#) [M1273-2545-AL](#) [M1273-3005-AL](#) [M1303-3506-AL](#) [M1307-3506-AL](#) [M1313-3005-N](#) [M1313-4007-AL](#) [M1314-3005-AL](#) [M1314-3005-SS](#) [M1315-3005-SS](#) [M1315-4007-N](#) [M1317-3506-AL](#) [M1317-4007-SS](#) [M1318-3005-SS](#) [M1320-3005-AL](#) [M1320-3005-N](#) [M1321-3005-SS](#) [M1321-4007-AL](#) [M1322-4007-N](#)