

P/N: KB-2855SGW

SUPER BRIGHT GREEN

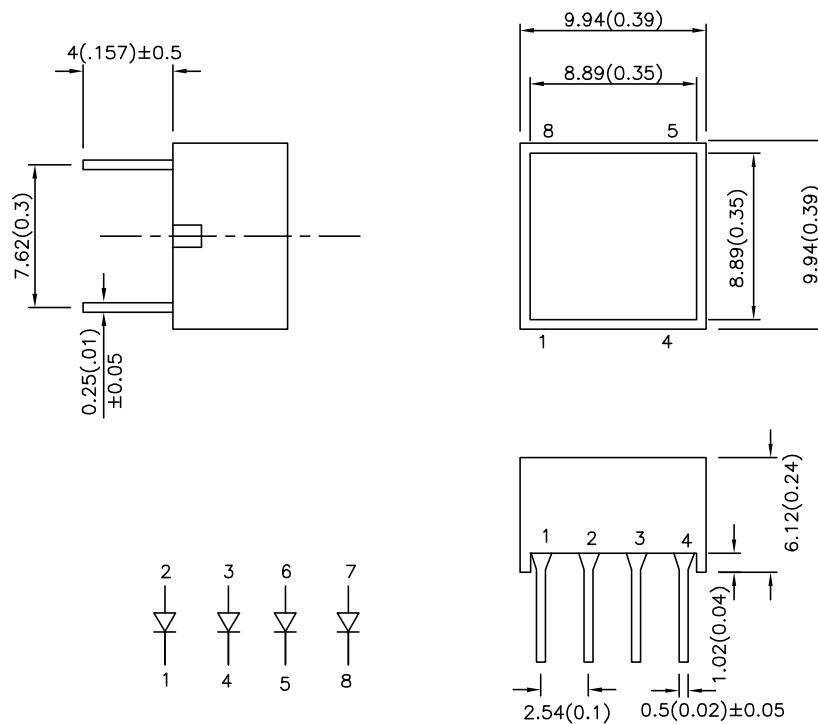
Features

- UNIFORM LIGHT EMITTING AREA.
- EASILY MOUNTED ON P.C. BOARDS.
- FLUSH MOUNTABLE.
- EXCELLENT ON/OFF CONTRAST.
- CAN BE USED WITH PANELS AND LEGEND MOUNTS.
- RoHS COMPLIANT.

Description

The Super Bright Green source color devices are made with Gallium Phosphide Green Light Emitting Diode.

Package Dimensions & Internal Circuit Diagram



Notes:

1. All dimensions are in millimeters (inches), Tolerance is $\pm 0.25(0.01)$ unless otherwise noted.
2. Specifications are subject to change without notice.

Selection Guide

Part No.	Dice	Lens Type	Iv (mcd) [1] @ 20mA	
			Min.	Typ.
KB-2855SGW	SUPER BRIGHT GREEN (GaP)	WHITE DIFFUSED	18	79.5

Note:

- Luminous intensity / luminous flux: +/-15%.

Electrical / Optical Characteristics at TA=25°C

Symbol	Parameter	Device	Typ.	Max.	Units	Test Conditions
λ_{peak}	Peak Wavelength	Super Bright Green	565		nm	IF=20mA
λ_D [1]	Dominant Wavelength	Super Bright Green	568		nm	IF=20mA
$\Delta\lambda_{1/2}$	Spectral Line Half-width	Super Bright Green	30		nm	IF=20mA
C	Capacitance	Super Bright Green	15		pF	VF=0V;f=1MHz
VF [2]	Forward Voltage	Super Bright Green	2.2	2.5	V	IF=20mA
IR	Reverse Current	Super Bright Green		10	uA	VR = 5V

Notes:

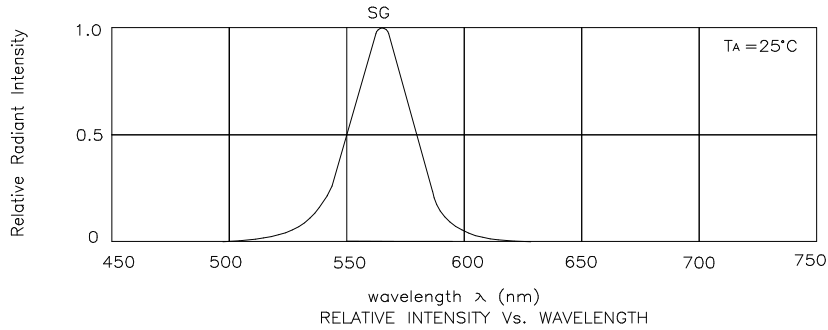
- Wavelength: +/-1nm.
- Forward Voltage: +/-0.1V.

Absolute Maximum Ratings at TA=25°C

Parameter	Super Bright Green	Units
Power dissipation	105	mW
DC Forward Current	25	mA
Peak Forward Current [1]	140	mA
Reverse Voltage	5	V
Operating/Storage Temperature	-40°C To +85°C	
Lead Solder Temperature [2]	260°C For 5 Seconds	

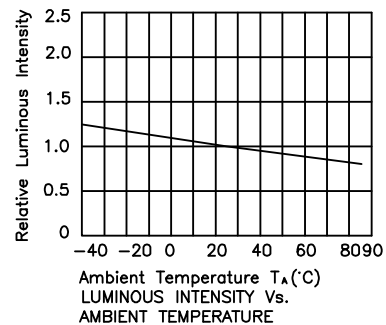
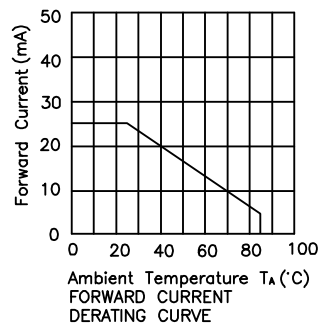
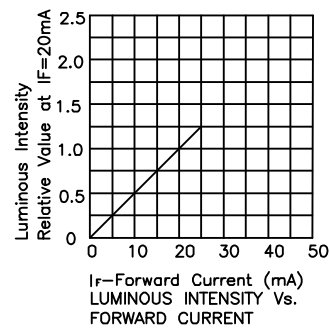
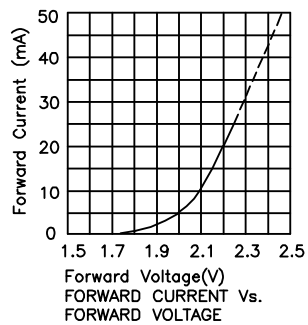
Notes:

- 1/10 Duty Cycle, 0.1ms Pulse Width.
- 2mm below package base.



Super Bright Green

KB-2855SGW



X-ON Electronics

Largest Supplier of Electrical and Electronic Components

Click to view similar products for [LED Backlighting](#) category:

Click to view products by [Kingbright](#) manufacturer:

Other Similar products are found below :

[HBL0218](#) [SSB-COB7540GW](#) [SSB-DL6528SRW](#) [3G3DV130B4294](#) [SSB-CEL8040UWW](#) [49131](#) [0025 INT CLASSIC GLACIER WHITE](#)
[0025 INT NATURAL BLUE](#) [0100 INT CLASSIC GLACIER WHITE](#) [0100 INT EXTREME ORANGE](#) [0100 INT NATURAL BLUE](#) [0200](#)
[INT EXTREME BLUE GREEN](#) [30531](#) [30586](#) [30588](#) [30589](#) [30590](#) [30637](#) [4052899149281](#) [4052899326453](#) [44892WFL](#) [JDR20W38 E14](#)
[JDR50W38 GU10](#) [KB-2600ID](#) [KB-2855SGW](#) [4052899913615](#) [L-875/4IDT](#) [L-875/4SRDT](#) [44860WFL](#) [44870WFL](#) [MR16 60ST 20W](#)
[MR16 60ST 50W](#) [64465](#) [64695 ECO](#) [64698 ECO](#) [64701 ECO](#) [64702 ECO](#) [64760](#) [30597](#) [SL2CD](#) [SKU 165](#) [SKU 167](#) [SKU 193](#) [SKU 194](#)
[SKU 203](#) [4052899973428](#) [8718696537015](#) [8718696728352](#) [8718696598375](#) [8718291787051](#)