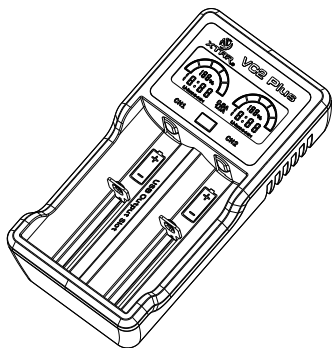




Shenzhen XTAR Electronics Co., Ltd



# VC2 Plus Master

INTELLIGENT USB LCD CHARGER MANUAL

Shenzhen XTAR Electronics Co., Ltd  
 Address: 5th Floor, No.77 Xinhe Rd.  
 Shangmang, Pinghu Area, Longgang  
 District, Shenzhen, Guangdong, China  
 Zip Code: 518111  
 Web site: www.xtarlight.com  
 Email: sales@xtarlight.com  
 Tel: +86-755-25507076  
 Fax: +86-755-25507076

## ABOUT XTAR

The name XTAR, derived from X-STAR, representing the innumerable unknown stars, brings us an infinite imagination and expectation. XTAR logo consists of spherical figure and characters, implying the modest spirit of our company, XTAR being tolerant to diversity and our aspirations towards continuing development and innovation.

XTAR brand came into conception and determined to make high quality chargers, flashlights and batteries in 2006. In 2007, Shenzhen Winner Bros Import & Export Co., Ltd was established in Shenzhen, China. Two years later, Hong Kong XTAR Co., Ltd was established for the international market. With the concept and the determination of making China's Got Quality and 8 years' hard working, we finally have made our concept a reality. A reality that XTAR is known worldwide and distributors are all over the world. With the rapid development of XTAR, our own factory was set up and in the meantime, Shenzhen XTAR Electronics Co., Ltd was found in 2014.

XTAR products obtain more than 30 patents and are selling well in 120 countries including USA, Germany, Australia, Japan, Korea, Russia and so on. The high quality of XTAR products make it possible not only to pass CE, ROHS and other major certificates, but also certificates like UL, PSE, SAA, MEPS, C-Tick etc.

XTAR team dedicate themselves to creative design, high quality control and wholehearted after-sale service to make it an enjoyment when people are using XTAR products or talking with XTAR team.

XTAR always believe in China's Got Quality.

## INTRODUCTION

XTAR VC2 Plus Master is a comparable USB charger for Li-ion/IMR/INR/ICR and Ni-MH/Ni-CD batteries. It is the first charger with countdown timer function to tell you the time to fully charge the battery. The cool LCD screen display show more useful information, you can view the battery power icon and the percentage, the countdown timer which tell you how long to wait for a full battery, charging current, battery types and charging status, USB Output charging function. All in one, it is definitely the most suitable and multifunction charger you can use every day.

## FEATURES

- Apply to 3.6/3.7V 10440/14500/14650/16340/17335/17500/17670/18350/18500/18650/18700/22650/25500/26650/32650 Rechargeable Li-ion/IMR/INR/ICR battery and AAAA/AAA/AA/A/SC/C/D rechargeable Ni-MH/Ni-CD battery.
- Countdown timer for each bay showing the time to fully charge the batteries.
- With USB Output function as a Power bank to charge external USB devices.
- Charge Li-ion/IMR/INR/ICR or Ni-MH/Ni-CD cells at the same time.

## TECHNICAL PARAMETER

| Input                 | DC 5V 2.1A     |                    |
|-----------------------|----------------|--------------------|
| 0.5A Constant Current | 500 mA x 2     |                    |
| 1A Constant Current   | 1000 mA x 2    |                    |
| Cut Off Voltage       | Li-ion : 4.2 V | Ni-MH/Ni-CD: 1.45V |
| Operating Temperature | 0-40 °C        |                    |

## LCD DISPLAY INSTRUCTION

### Battery Power Icon:



### Battery Power Percentage :

- Charge Ramp up from " 0% " till " 100% " .
- USB Output Power Bank Discharge.
- Ramp down from " 100% " till " 1% " and then stop discharging power to external device, at the same time the LCD and the charger will be off.

- Each slot is independent.
- Can handle both button top and flat top batteries.
- Keeps the cell temperature impressive low during the charging.
- Smartly identify bad batteries and notify the users.
- Compatible with all kinds of USB port power supply.
- The light/background display can be turned off or on, the light will dim after a short time.
- Automatically detect battery type and choose the suitable charging method.
- Reverse polarity protection and short circuit protection.
- Technical display show more useful information.
- 0V Activation function can wake up sleeping battery.
- Red/Green LED indicator tells you the charging status of the battery.
- User adjustable charge output currents.
- Charger will restart if voltage drops to 3.9 volt.
- Best and Real CC/CV charging method for Li-ion batteries.
- Can work with USB phone adapter charger and portable solar panel. Recommend power input is 2.1A or above to get full charging speed.
- With fireproof material for safety.
- Nice to use for outdoor traveling or indoor at home.

### ■ Countdown Timer (Tell you the time to fully charge the battery):

- When a battery is starting to charge, the timer will show how long you need to wait till it is fully charged. The timer is changing and ramping down until it shows "0:00" or "0:01", then it will show "Full" which means charging progress is finished. At the same time, you will see the battery power icon show "Full", the percentage show "100%" and the Red LED indicator turns Green.



### ■ Charge Current Options:

- You can press the switch button to change charge current "0.5A" or "1.0A" during charging.

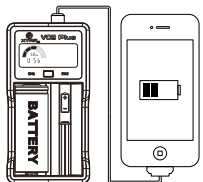
### ■ Detect Battery Type

- When a battery inserted the slot, the charger will detect the battery types and show Li-ion or Ni-MH.
- Li-ion icon light on steadily: means the battery charging in the corresponding slot is Li-ion Battery.
- Ni-MH icon light on steadily: means the battery charging in the corresponding slot is Ni-MH or Ni-CD Battery.

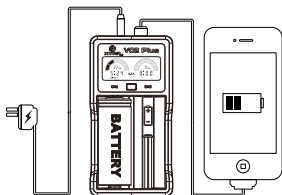
| 05

### ■ USB Output Function

- Disconnect any power supply, insert a battery in the first slot (CH1), connect the external USB device, for example a cell phone, the charger will automatically charge the cell phone. (1-1)
- The VC2 Plus charger is also able to charge batteries in the slots and output charge external device at the same time, the charging current gear to charge the battery will change to 0.5A. Recommend to use 5V 2.1A to get full charging speed. (1-2)



(1-1)



(1-2)

| 08

- Ni-MH icon flash: means the voltage of the battery is low and the charger is detecting the battery type.

### ■ USB Output Status

- USB icon light on steadily: means the charger's USB output function is working and charging a USB external device.
- USB icon flash: means the charger is disconnect a wall adaptor or car adaptor, but with batteries inside the slot(s), then the USB icon will flash, LCD will turn off automatically after 30 seconds when there is no USB external device connect to the Output port.

### ■ Turn On/Off the LCD Background Light/Display

- The full background light on the display will dim after 2 minutes if without any operation or if no batteries in the slots.
- Press the switch button to turn the background light/display off or on, a long press (>1.5 seconds) will turn it off, any press or insert a battery will turn it on again.

## OPERATION

### ■ Charge

- Using a standard USB port power supply (wall adaptor/ car adaptor/ solar panel, etc), plug USB output connector into the VC2 Plus Master charger.

| 06

## NOTICE

- When the VC2 Plus charger is standby, if insert a low voltage battery, the charger will detect the battery type and the Ni-MH icon is flashing. If the battery can't be detected after 10 minutes, the charger will stop detecting battery and show "null". Battery percentage shows 0%, and the battery power icon all show blank. Please check the battery if it is dead.

Because of different battery types, capacities and over-discharge conditions, the battery revive time may vary. Heavily over-discharged batteries may not be able to be revived.

- The Standard input power for this charger is 5V 2.1A, please use power input is 2.1A or above to get full charging speed (max 1A). If the power supply is more than 1A but less than 2.1A, the max charging current will be only 0.5A\*2. If the power supply is less than 1A, the charger will not work.

- When you are using this charger to charge batteries and start the USB Output function at the same time, please be sure the input power supply is 5V 2.1A.

- Please do not work with any 5.5V power supply, or it will damage the charger. Keep the VC2 Plus charger away from water and excessive dust. Children should be supervised by an adult when using the charger. Do not disassemble or modify the charger.

| 09

When power is on, the charger will run self-check, Red indicator is on, and LCD screen displays all contents for around 2s, the battery power icon is blank, battery power percentage ramping down from 100% to 0%.

At the same time, the countdown timer change from 18:88 to 0:00, charge current stay on 0.5A gear. Battery type icon disappears, and LED indicator turns to green, charger gets ready and standby.

- Insert rechargeable Li-ion/IMR/INR/ICR or Ni-MH/Ni-CD batteries into the slots properly, the corresponding data for the battery power icon and percentage will display. At the same time, the LED indicator turns to red, LCD displays the battery type and the estimated countdown timer about the time to fully charge the battery.

- You can press the switch button to choose a suitable charging current 0.5A or 1A.

The full background light on the display will dim after 2 minutes if without any operation. Press the switch button to turn the background light/display off or on, a long press (>1.5 seconds) will turn it off, any press will turn it on again.

- Charger will stop charging automatically when batteries are fully charged, the battery power icon bright totally, power percentage show 100%, the countdown timer show 0:00 and then FULL, LED indicator turns to green. Meaning the batteries are fully charged. Take out the batteries to finish charging.

| 07

## WARRANTY

- 15 days free replacement. We will repair or replace a charger within 15 days of purchase if it is afflicted with a manufacturing defect. If the problem calls for a replacement, we will replace the charger with the same model as the one you bought. If the model has been discontinued, customers will receive a product with similar or improved performance.

- 24 months free repair. We offer free repair within 24 months of purchase if problems develop with normal use.

- Limited lifetime warranty. If problems develop after 24 months of the purchase date, we will charge for parts. The total repair fee will assess according to the cost of the replaced materials. If damage to the charger is grave, XTAR will contact distributors with a quote who should contact the customers to decide whether to exchange the parts or not. Freight should be paid by distributors or customers.

- (This warranty is not applicable for damages cause by artificial damage or intentional force.)

## WEBSITE & ANTI-FAKE INQUIRY

- Welcome to visit our company website to get more information.

<http://www.xtarlight.com>

- Follow us on Facebook: [www.facebook.com/ShenzhenXTAR](http://www.facebook.com/ShenzhenXTAR)

- Anti-fake inquiry: A group of eighteen-digit number could be gained by scraping the anti-counterfeiting label on our product or package. Then, input it to the corresponding query window in our service column of our official website to distinguish the product's authenticity. The serial number differs the same work.

- Thank you for choosing our excellent products, your satisfaction and feedbacks are essential to our progress.



## X-ON Electronics

Largest Supplier of Electrical and Electronic Components

*Click to view similar products for [Battery Chargers](#) category:*

*Click to view products by [Xtar](#) manufacturer:*

Other Similar products are found below :

[149116](#) [2217331-1](#) [CA0002](#) [CH0011](#) [CB1210A](#) [PS-034052](#) [CH0015](#) [GP U811+ 4X R6 2100MAH](#) [GP X411 AA/AAA + 4X R6 2700MAH](#)  
[RECYKO](#) [CB243A](#) [CB123A](#) [CB1235A](#) [CB2420A](#) [CB12245A](#) [HEP-600C-48](#) [MC1 PLUS NEW](#) [MC2](#) [MC1](#) [BQ-CC55E](#) [VP4 PLUS](#)  
[DRAGON](#) [LCD MULTI CHARGER](#) [MINI-CHARGER](#) [5V 2.1A](#) [PB320](#) [PB50](#) [PB550 + 4XAA 2700MAH](#) [VP2](#) [POCKET-CHARGER +](#)  
[4XAA 2100MAH](#) [PB-300P-12](#) [VC2](#) [79540-5015](#) [MINI CHARGER + 2XAA 2100MAH](#) [ENC-360-12](#) [ENC-360-24](#) [ENC-360-48](#) [HEP-600C-](#)  
[12](#) [HEP-600C-24](#) [CHFC3](#) [ENC-120-12](#) [RCP-1600-24](#) [68532-4461](#) [153117](#) [BVL240600003N](#) [68532-4462](#) [BC7217 120](#) [BVL062000003N](#)  
[68532-4510](#) [PB-120P-54P](#) [TSP-BCM48](#) [1073100064-001](#)