

VEJ Series

Features

- 4 ϕ ~ 18 ϕ , 105°C, 2,000 hours assured
- Designed for surface mounting on high density PC board
- RoHS Compliance



Marking color: Black

Specifications

Items	Performance												
Category Temperature Range	6.3 ~ 100V	160 ~ 400V	450V										
	-55°C ~ +105°C	-40°C ~ +105°C	-25°C ~ +105°C										
Capacitance Tolerance	±20% (at 120Hz, 20°C)												
Leakage Current (at 20°C)	Rated voltage	6.3 ~ 100V		160 ~ 450V									
	Time	after 2 minutes		after 5 minutes									
	Case size	4 ~ 10 ϕ	12.5 ~ 18 ϕ	12.5 ~ 18 ϕ									
	Leakage Current	I = 0.01CV or 3 μ A, whichever is greater	I = 0.03CV or 4 μ A, whichever is greater	I = 0.04CV + 100 μ A									
Where, C = rated capacitance in μ F V = rated DC working voltage in V													
Tan δ (at 120Hz, 20°C)	Rated Voltage	6.3	10	16	25	35	50	63	100	160 ~ 250	400 ~ 450		
	4 ~ 10 ϕ	0.45	0.35	0.28	0.18	0.16	0.14	0.12	0.12	-	-		
	12.5 ~ 18 ϕ	0.40	0.38	0.34	0.26	0.22	0.18	0.14	0.10	0.20	0.25		
When the capacitance exceeds 1,000 μ F, 0.02 shall be added every 1,000 μ F increase.													
Low Temperature Characteristics (at 120Hz)	Impedance ratio shall not exceed the values given in the table below.												
	Impedance Ratio	Rated Voltage		6.3	10	16	25	35	50	63	100	160 ~ 250	400 ~ 450
		Z(-25°C)	ϕ D < 12.5	4	4	3	2	2	2	2	3	-	-
		/Z(+20°C)	ϕ D \geq 12.5	5	4	3	2	2	2	2	2	3	6
		Z(-55/40°C)	ϕ D < 12.5	12	8	6	4	3	3	3	4	-	-
/Z(+20°C)	ϕ D \geq 12.5	10	8	6	4	3	3	3	3	6	10		
Endurance	Test Time	2,000 Hrs											
	Capacitance Change	Within \pm 25% of initial value for ϕ D \leq 6.3mm; Within \pm 20% of initial value for ϕ D \geq 8mm											
	Tan δ	Less than 300% of specified value for ϕ D \leq 6.3mm; Less than 200% of specified value for ϕ D \geq 8mm											
	Leakage Current	Within specified value											
* The above specifications shall be satisfied when the capacitors are restored to 20°C after the rated voltage applied for 2,000 hours at 105°C.													
Shelf Life Test	Test time: 1,000 hours; other items are the same as those for the Endurance. The rated voltage shall be applied to the capacitors before the measurements for 160 ~ 450V (Refer to JIS C 5101-4 4.1).												
Ripple Current & Frequency Multipliers	Freq. (Hz)		50	120	1k	10k up							
	Cap. (μ F)	Under 1,000	0.80	1.00	1.25	1.40							
		1,000 < C \leq 8,200	0.85	1.00	1.15	1.25							

Diagram of Dimensions

Fig. 1

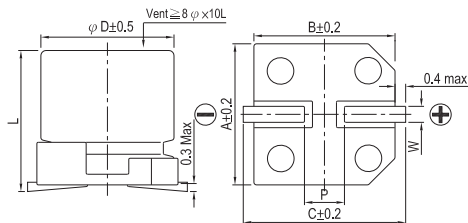
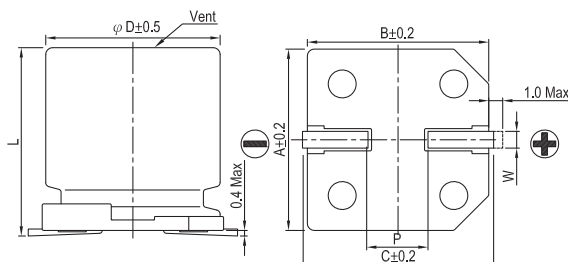


Fig. 2



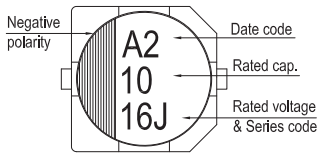
Lead Spacing and Diameter

Unit: mm

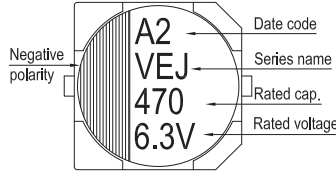
ϕ D	L	A	B	C	W	P \pm 0.2	Fig. No.
4	5.7 \pm 0.3	4.3	4.3	5.1	0.5 ~ 0.8	1.0	1
5	5.7 \pm 0.3	5.3	5.3	5.9	0.5 ~ 0.8	1.5	1
6.3	5.7 \pm 0.3	6.6	6.6	7.2	0.5 ~ 0.8	2.0	1
6.3	7.7 \pm 0.3	6.6	6.6	7.2	0.5 ~ 0.8	2.0	1
8	6.5 \pm 0.3	8.4	8.4	9.0	0.5 ~ 0.8	2.3	1
8	10 \pm 0.5	8.4	8.4	9.0	0.7 ~ 1.1	3.1	1
10	7.7 \pm 0.3	10.4	10.4	11.0	0.7 ~ 1.3	4.7	1
10	10 \pm 0.5	10.4	10.4	11.0	0.7 ~ 1.3	4.7	1
12.5	13.5 \pm 0.5	13.0	13.0	13.7	1.1 ~ 1.4	4.4	2
12.5	16 \pm 0.5	13.0	13.0	13.7	1.1 ~ 1.4	4.4	2
16	16.5 \pm 0.5	17.0	17.0	18.0	1.1 ~ 1.4	6.4	2
16	21.5 \pm 0.5	17.0	17.0	18.0	1.1 ~ 1.4	6.4	2
18	16.5 \pm 0.5	19.0	19.0	20.0	1.1 ~ 1.4	6.4	2
18	21.5 \pm 0.5	19.0	19.0	20.0	1.1 ~ 1.4	6.4	2

Marking

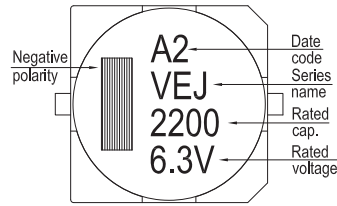
$\phi D \leq 6.3 \text{ mm}$



$\phi D = 8 \sim 10 \text{ mm}$



$\phi D \geq 12.5 \text{ mm}$



Dimension & Permissible Ripple Current

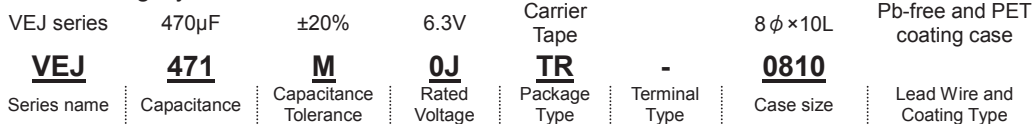
Dimension: $\phi D \times L(\text{mm})$

Ripple Current: mA/rms at 120 Hz, 105°C

μF	V. DC Contents	6.3V (0J)		10V (1A)		16V (1C)		25V (1E)		35V (1V)		50V (1H)		63V (1J)		100V (2A)	
		$\phi D \times L$	mA	$\phi D \times L$	mA	$\phi D \times L$	mA	$\phi D \times L$	mA	$\phi D \times L$	mA	$\phi D \times L$	mA	$\phi D \times L$	mA	$\phi D \times L$	mA
1	010											4×5.7	8	4×5.7	8		
2.2	2R2											4×5.7	12	4×5.7	12		
3.3	3R3											4×5.7	14	5×5.7	17		
4.7	4R7							4×5.7	17	4×5.7	17	5×5.7	20	6.3×5.7	22		
10	100					4×5.7	20	4×5.7	20	5×5.7	27	6.3×5.7	32	6.3×5.7 8×6.5	32 51		
22	220	4×5.7	22	4×5.7	22	5×5.7	30	5×5.7	30	6.3×5.7	44	6.3×5.7 8×6.5	38 67	6.3×7.7	58	8×10	100
33	330	5×5.7	34	5×5.7	34	5×5.7	34	6.3×5.7	46	6.3×5.7 8×6.5	46 76	6.3×7.7	65	8×10	140	10×10	150
47	470	5×5.7	38	5×5.7	38	6.3×5.7	48	6.3×5.7 8×6.5	48 79	6.3×7.7	80	6.3×7.7	70	8×10	170	12.5×13.5	250
100	101	6.3×5.7	69	6.3×5.7 8×6.5	69 90	6.3×5.7	69	6.3×7.7	100	8×10	240	8×10	210	10×10	310	12.5×13.5	380
220	221	6.3×7.7 8×6.5	120 120	6.3×7.7	120	6.3×7.7	120	8×10 10×7.7	270 270	8×10	270	10×10	330	12.5×13.5	470	16×16.5	450
330	331	8×10	290	8×10	290	8×10 10×7.7	290 290	8×10	290	10×10	370	12.5×13.5	490	16×16.5	650	18×16.5 16×21.5	590 750
470	471	8×10	320	8×10 10×7.7	320 320	10×10	380	10×10	380	12.5×13.5	520	12.5×16	550	16×16.5	700	18×21.5	980
1,000	102	10×10	410	10×10	410	12.5×13.5	550	12.5×16	550	16×16.5	800	18×16.5	990				
2,200	222	12.5×13.5	680	12.5×13.5	680	16×16.5	900	16×16.5	900	18×16.5	1,050						
3,300	332	12.5×16	850	16×16.5	950	16×16.5	950	18×16.5 16×21.5	1,150 1,200								
4,700	472	16×16.5	1,000	16×16.5	1,000	18×16.5 16×21.5	1,225 1,275	18×21.5	1,300								
6,800	682	18×16.5 16×21.5	1,290 1,350	18×16.5 16×21.5	1,290 1,350												
8,200	822	18×21.5	1,450	18×21.5	1,450												

μF	V. DC Contents	160V (2C)		200V (2D)		250V (2E)		400V (2G)		450V (2W)	
		$\phi D \times L$	mA	$\phi D \times L$	mA	$\phi D \times L$	mA	$\phi D \times L$	mA	$\phi D \times L$	mA
4.7	4R7					12.5×13.5	65	12.5×13.5	45	12.5×13.5	45
10	100			12.5×13.5	80	12.5×13.5	70	12.5×13.5	50	12.5×16	75
22	220			12.5×16	110	12.5×13.5	105	16×16.5	85	16×16.5	85
33	330	12.5×13.5	95	12.5×16	120	16×16.5	180	18×16.5	100	18×16.5	100
47	470	16×16.5	240	16×16.5	220	16×16.5	220	18×21.5	130		
100	101	16×16.5	250	18×16.5	280	18×16.5	260				

Part Numbering System



Note: For more details, please refer to "Part Numbering System (SMD Type)" on page 13.

SMD

X-ON Electronics

Largest Supplier of Electrical and Electronic Components

Click to view similar products for [Aluminium Electrolytic Capacitors - SMD category](#):

Click to view products by [Lelon manufacturer](#):

Other Similar products are found below :

[GA0402A270FXBAC31G](#) [RVB-50V330MG10UQ-R](#) [RVJ-50V101MH10U-R](#) [RVZ-35V151MH10U-R2](#) [RC0J226M04005VR](#)
[RC1A227M08010VR](#) [RC1C226M05005VR](#) [RC1C476M6L005VR](#) [RC1E107M6L07KVR](#) [RC1E336M6L005VR](#) [RC1H106M6L005VR](#)
[RC1H475M05005VR](#) [RC1V227M10010VR](#) [RC1V476M6L006VR](#) [50SEV1M4X5.5](#) [TYEH1A336E55MTR](#) [TYEH1H106F55MTR](#)
[TYEH1V106E55MTR](#) [35SEV47M6.3X8](#) [35SGV220M10X10.5](#) [VES2R2M1HTR-0405](#) [VZH102M1ATR-1010](#) [50SEV10M6.3X5.5](#)
[50SGV1M4X6.1](#) [SC1C476M05005VR](#) [SC1E107M0806BVR](#) [SC1E227M08010VR](#) [SC1H106M05005VR](#) [SC1H106M6L005VR](#)
[SC1H227M10010VR](#) [SC1H335M04005VR](#) [CE4.7/50-SMD](#) [VEJ4R7M1VTR-0406](#) [VZH331M1ETR-0810](#) [VES101M1CTR-0605](#)
[TYEH1H475E55MTR](#) [6.3SEV22M4X5.5](#) [6.3SEV47M4X5.5](#) [EEEFK1H151GP](#) [EEEFK1A681GP](#) [EEE0GA471XP](#) [EEEFK1V151GP](#)
[RC1V107M6L07KVR](#) [VZH101M1VTR-0810](#) [VE010M1HTR-0405](#) [GYA1V151MCQ1GS](#) [EEH-ZC1J680P](#) [EEH-ZK1V181P](#)
[GYA1V271MCQ1GS](#) [VZH-100M1ETR-0406](#)