

# Series 970 PowerTrip™ Connectors and Accessories

## 780-001 Bean Rubber Covers




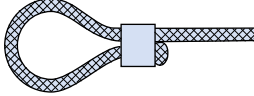

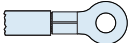
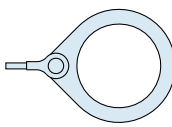
### RUBBER COVERS FOR SERIES 970 CONNECTORS



These *splashproof molded rubber covers* fit Series 970 plugs and receptacles. Braided black nylon lanyard is available with metal rings, cable tie or slipknot for attachment to panel or to cable. -40° to +120° C operating temperature.

MATERIALS	
Cover	SBR rubber blend, black
Lanyard	.094 (2.4) nylon cord, black
Cable Tie	Nylon, black, SST locking tab
Attachment Ring	Stainless steel
Friction Sleeve	Kynar
Crimp Ring	Copper alloy, tin plated

### HOW TO ORDER

SERIES	SIZE	LANYARD TYPE	LANYARD LENGTH	ATTACHMENT CODE	MATERIAL
780-001 Plug Cover	780-001 Plug Covers		Length in Inches ± 1 (25.4) Inch	 <b>-WS</b> Nylon Cable Tie, 1.77 Inch (45mm) Maximum Wire Bundle Diameter	Omit for Standard SBR Rubber  <b>C</b> Optional Conductive Rubber
	Size Code	Shell Size			
	-19	18			
	-22	20			
	-25	24			
	-32	28			
	-36	32			
	-38	36			
780-002 Receptacle Cover	780-002 Receptacle Covers			 <b>-SK</b> Adjustable Slip Knot with Friction Sleeve. The sleeve can be crimped with pliers for a permanent attachment.	
	Size Code	Shell Size			
	-14	18			
	-16	20			
	-22	24			
	-24	28			
	-27	32			
	-32	36			
-36	40				
				 <b>-00</b> Lanyard With No Attachment (Fused End)	
				<b>Ring Terminals and Solid Rings</b>	
				 Ring Terminal	<b>-06</b> – .125 (3.2) I.D. <b>-09</b> – .156 (3.9) I.D. <b>-03</b> – .191 (4.9) I.D.
				 Solid Ring	<b>-19</b> – 1.140 (29.0) I.D. <b>-21</b> – 1.265 (32.1) I.D. <b>-23</b> – 1.453 (36.9) I.D. <b>-27</b> – 1.640 (41.7) I.D. <b>-30</b> – 1.875 (47.6) I.D. <b>-31</b> – 1.953 (49.6) I.D. <b>-33</b> – 2.077 (52.8) I.D. <b>-35</b> – 2.140 (54.4) I.D. <b>-40</b> – 2.406 (61.1) I.D. <b>-44</b> – 2.656 (67.5) I.D.
<b>Sample Part Number</b>					
780-001	-19	G	5	-SK	

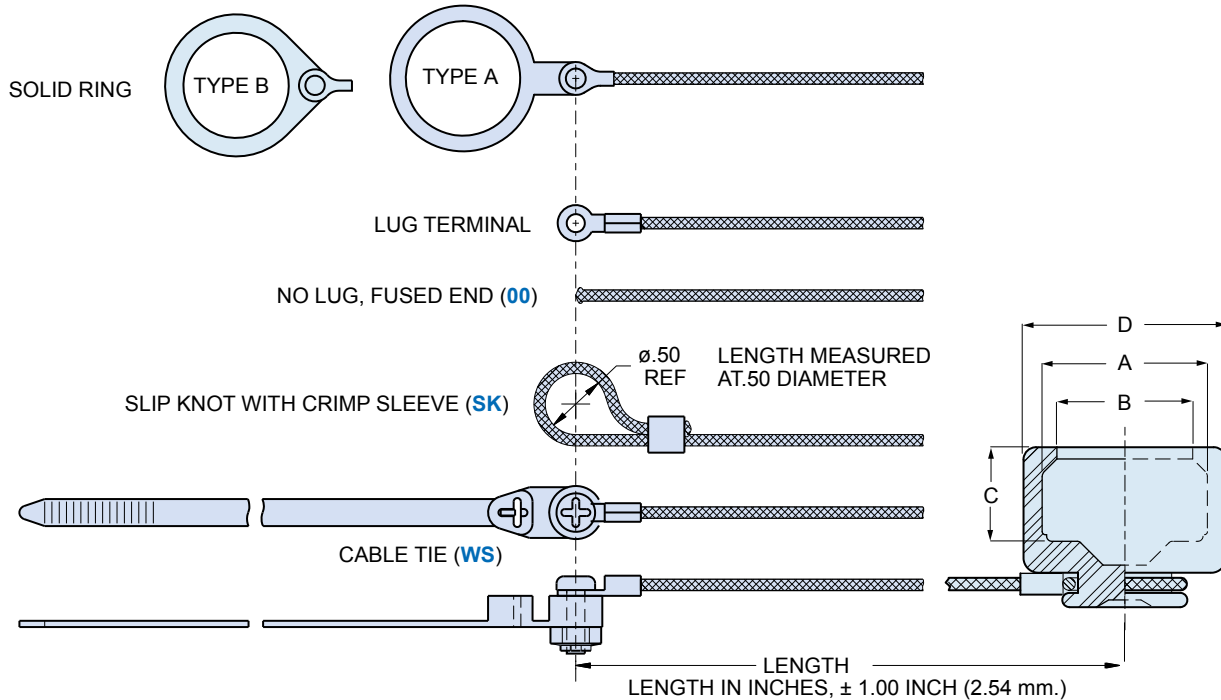


# Series 970 PowerTrip™ Connectors and Accessories

## Accessories

### 780-001 Bean Rubber Covers

#### RUBBER COVERS



#### 780-001 AND 780-002 DIMENSIONS

Shell Size	Type	Part Number	A Dia.		B Dia.		C Typ.		D Dia.	
			In.	mm.	In.	mm.	In.	mm.	In.	mm.
18	Plug	780-001-19	1.58	40.13	1.36	34.54	1.25	31.75	2.18	55.37
	Receptacle	780-002-13	1.22	30.99	1.00	25.40	.63	16.00	1.68	42.67
20	Plug	780-001-22	1.68	42.67	1.44	36.58	1.25	31.75	2.31	58.67
	Receptacle	780-002-16	1.31	33.27	1.09	27.69	.63	16.00	1.81	45.97
24	Plug	780-001-25	1.96	49.78	1.74	44.20	1.25	31.75	2.68	68.07
	Receptacle	780-002-22	1.68	42.67	1.46	37.08	.63	16.00	2.31	58.67
28	Plug	780-001-32	2.31	58.67	2.13	54.10	1.25	31.75	2.98	75.69
	Receptacle	780-002-24	1.80	45.72	1.59	40.39	.69	17.53	2.43	61.72
32	Plug	780-001-36	2.56	65.02	2.32	58.93	1.25	31.75	3.21	81.53
	Receptacle	780-002-27	2.16	54.86	1.75	44.45	.69	17.53	2.58	65.53
36	Plug	780-001-38	2.76	70.10	2.50	63.50	1.25	31.75	3.21	81.53
	Receptacle	780-002-32	2.31	58.67	2.13	54.10	.69	17.53	2.98	75.69
40	Plug	780-001-44	3.06	77.72	2.84	72.14	1.56	39.62	3.58	90.93
	Receptacle	780-002-36	2.56	65.02	2.32	58.93	.69	17.53	3.21	81.53

# Series 970 PowerTrip™ Connectors and Accessories

## Accessories

### 780-001 Bean Rubber Covers



#### RUBBER COVERS FOR SERIES 970 CONNECTORS

##### RING FOR ATTACHING UNDER JAM NUT RECEPTACLE

ATTACHMENT RING FITS UNDER JAM NUT

PANEL

Ring Code	Shell Size	Jam Nut Thd.	Ring I.D.
-21	18	1.250	1.265
-23	20	1.4375	1.453
-27	24	1.625	1.640
-31	28	1.9375	1.953
-35	32	2.125	2.140
-40	36	2.375	2.406
-44	40	2.625	2.656

##### RING FOR ATTACHING OVER ACCESSORY THREAD

Ring Code	Shell Size	Access. Thd.	Ring I.D.
-19	18	1.125	1.140
-21	20	1.250	1.265
-23	24	1.500	1.453
-30	28	1.750	1.875
-33	32	2.000	2.077
-40	36	2.250	2.406
-44	40	2.500	2.656

#### RING STYLES



Style A Solid Ring



Style B Solid Ring



Ring Terminal



Split Ring

#### RING REFERENCE TABLE (IN ASCENDING DIAMETER ORDER)

Code	Ring Type	I.D.	Code	Ring Type	I.D.	Code	Ring Type	I.D.	Code	Ring Type	I.D.
		In. mm.			In. mm.			In. mm.			In. mm.
00	No Fitting	-	13	Solid Ring Style B	.765 19.43	21	Solid Ring Style B	1.265 32.13	78	Split Ring	1.875 47.63
06	Ring terminal	.125 3.18	105	Solid Ring Style A	.766 19.46	109	Solid Ring Style A	1.266 32.16	30	Solid Ring Style B	1.890 48.01
01	Ring terminal	.145 3.68	205	Solid Ring Style A	.788 20.02	209	Solid Ring Style A	1.312 33.32	114	Solid Ring Style A	1.891 48.03
09	Ring terminal	.156 3.96	14	Solid Ring Style B	.844 21.44	22	Solid Ring Style B	1.343 34.11	214	Solid Ring Style A	1.938 49.23
05	Ring terminal	.167 4.24	15	Solid Ring Style B	.890 22.61	68	Split Ring	1.350 34.29	31	Solid Ring Style B	1.953 49.61
02	Ring terminal	.182 4.62	58	Split Ring	.890 22.61	70	Split Ring	1.375 34.93	32	Solid Ring Style B	1.968 49.99
03	Ring terminal	.191 4.85	106	Solid Ring Style A	.896 22.76	110	Solid Ring Style A	1.391 35.33	80	Split Ring	1.980 50.29
04	Ring terminal	.197 5.00	206	Solid Ring Style A	.907 23.04	210	Solid Ring Style A	1.438 36.53	82	Split Ring	2.060 52.32
07	Ring terminal	.218 5.54	16	Solid Ring Style B	.968 24.59	23	Solid Ring Style B	1.453 36.91	33	Solid Ring Style B	2.077 52.76
095	Solid Ring Style A	.312 7.92	17	Solid Ring Style B	1.015 25.78	24	Solid Ring Style B	1.484 37.69	115	Solid Ring Style A	2.078 52.78
100	Solid Ring Style A	.391 9.93	60	Split Ring	1.015 25.78	72	Split Ring	1.485 37.72	35	Solid Ring Style B	2.140 54.36
50	Split Ring	.425 10.80	107	Solid Ring Style A	1.016 25.81	111	Solid Ring Style A	1.521 38.63	36	Solid Ring Style B	2.187 55.55
08	Solid Ring Style B	.468 11.89	207	Solid Ring Style A	1.025 26.04	211	Solid Ring Style A	1.536 39.01	84	Split Ring	2.235 56.77
52	Split Ring	.485 12.32	18	Solid Ring Style B	1.093 27.76	25	Solid Ring Style B	1.577 40.06	86	Split Ring	2.310 58.67
101	Solid Ring Style A	.516 13.11	62	Split Ring	1.095 27.81	74	Split Ring	1.625 41.28	116	Solid Ring Style A	2.406 61.11
102	Solid Ring Style A	.583 14.81	64	Split Ring	1.130 28.70	27	Solid Ring Style B	1.640 41.66	40	Solid Ring Style B	2.406 61.11
10	Solid Ring Style B	.593 15.06	19	Solid Ring Style B	1.140 28.96	112	Solid Ring Style A	1.641 41.68	88	Split Ring	2.475 62.87
54	Split Ring	.640 16.26	108	Solid Ring Style A	1.141 28.98	28	Solid Ring Style B	1.687 42.85	117	Solid Ring Style A	2.510 63.75
103	Solid Ring Style A	.641 16.28	308	Solid Ring Style A	1.188 30.18	76	Split Ring	1.750 44.45	90	Split Ring	2.655 67.44
104	Solid Ring Style A	.708 17.98	208	Solid Ring Style A	1.203 30.56	29	Solid Ring Style B	1.765 44.83	44	Solid Ring Style B	2.656 67.46
12	Solid Ring Style B	.718 18.24	20	Solid Ring Style B	1.203 30.56	113	Solid Ring Style A	1.766 44.86	92	Split Ring	2.810 71.37
56	Split Ring	.750 19.05	66	Split Ring	1.250 31.75	213	Solid Ring Style A	1.812 46.02	48	Solid Ring Style B	3.031 76.99
									94	Split Ring	3.045 77.34

## X-ON Electronics

Largest Supplier of Electrical and Electronic Components

*Click to view similar products for* [Circular MIL Spec Tools, Hardware & Accessories](#) *category:*

*Click to view products by* [Glenair](#) *manufacturer:*

Other Similar products are found below :

[809-199-3](#) [001104](#) [300 04](#) [600-006-16](#) [600-079-06](#) [M10-101982-143](#) [M10-101982-163](#) [M10-101983-183](#) [M10-150912-083](#) [M10-454396-008](#) [602GB18808](#) [M225201-06](#) [M24758-20E21](#) [M2887610-BC](#) [M2887615-CD](#) [M38999/9-19B](#) [62GB-812-10](#) [630A007NF083A](#) [630B007M051A](#) [630BJ003NF032H](#) [637-149NF04B](#) [M39029/29-215](#) [650FS002NF16](#) [M81969-14-02](#) [660-008NF14S7-01](#) [660-009M22H8-03](#) [660-013NF19U6-210](#) [660-015M10S6-17](#) [660-015NF10S5-01](#) [660-015NF14R3.5-01](#) [660-023NF19H6-19](#) [660-024N09S5-104](#) [660-024NF11S12-01](#) [660-024NF11S3-01](#) [660-050XM17F4-01](#) [660-068NF25R6-30G](#) [660-070M23S8-04](#) [660-073MTCH9-20](#) [M83723/60-116RC](#) [M83723/61-18W](#) [M83723/61-218R](#) [M83723/61-224W](#) [667-224NF16](#) [M85049/118S22A](#) [M85049/126S11N](#) [M85049130-07M](#) [M85049140-09BC](#) [M85049/41-16A W/B](#) [687-697NF-1](#) [M85049/75-14-1](#) [M8504980-8](#)