



# LINEAR FLEX BASIC ML

## LFBML-MW800800-24V-6T167-20



### PRODUCT DESCRIPTION

- Voltage-based, flexible LED module
- Ideal for versatile decorative and accented lighting purposes
- Suitable for use where moderate lighting levels are required
- Very high light quality and colour consistency (MacAdam 3)
- Dynamic white light setting from 2700 K to 6000 K
- Service life of >36.000 hours / L70B10
- Double layer circuit board with optimised thermal management
- Fixed using self-adhesive 3M adhesive tape

### TECHNICAL DATA/OVERVIEW

<b>Operating voltage</b>	24 VDC
<b>Nominal capacity / m</b>	15 W
<b>Nominal capacity / segment</b>	1,5 W
<b>LED type</b>	SMD 3014
<b>LED spacing</b>	16,7 mm
<b>LED quantity / m</b>	120
<b>Cut size</b>	100 mm / 12 LED
<b>Dimensions (l x w x h)</b>	5000 x 10 x 1,35 mm
<b>Service life</b>	>36.000 h / L70
<b>Tc point temperature</b>	Tc max. +70 °C
<b>Ambient temperature</b>	-25 ... +50 °C
<b>ESD classification</b>	Testing severity level 1



### CONNECTION-RELATED INFORMATION

<b>Pad dimensions (l x w)</b>	2 x 2 mm
<b>Quantity of pads</b>	3
<b>Max. wire cross section</b>	0,75 mm <sup>2</sup>
<b>Max. assembly length [m]</b>	5



### FULFILMENT OF STANDARDS

EN 62031	IEC 62717	DIN 5510-2
EN 62471	EN 45545, -1, -3	CE / RoHS



# LINEAR FLEX BASIC ML

## LFBML-MW800800-24V-6T167-20



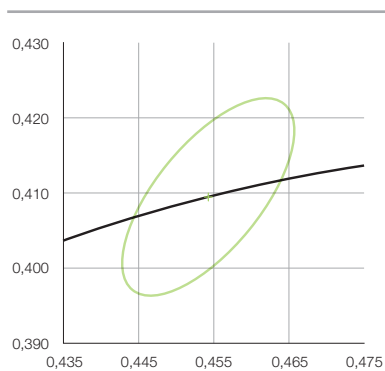
### SPECIFIC DATA OVERVIEW

Item no.	Light colour	Nominal colour temp.	Typical lumen / m	Tolerance	Operating voltage
9009236	warm white	2700 K	580 lm	5 SDCM	24 VDC
	cool white	6000 K	638 lm	5 SDCM	24 VDC

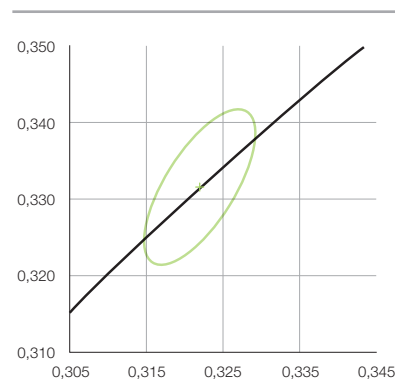
### PHOTOMETRIC DATA

Item no.	Nominal colour temperature	Colour temperature	Colour location coordinates (x,y)	Typical luminous flux / m	Luminous flux tolerance	CRI (Ra)	Beam angle
9009236	2700 K	2770 K	0,4543 / 0,4095	580 lm	± 22 %	≥ 80	120°
	6000 K	6005 K	0,3220 / 0,3315	638 lm	± 21 %	≥ 80	120°

#### 2700 K



#### 6000 K





# LINEAR FLEX BASIC ML

## LFBML-MW800800-24V-6T167-20



### ELECTRICAL DATA

Item no.	Nominal voltage	Typical capacity / m	Typical current / m	Current tolerance	Energy classification
9009236	24 VDC	7 W	0,29 A	± 9 %	A+
	24 VDC	7 W	0,29 A	± 9 %	

### THERMAL DATA

Item no.	Service life	Rated service life	tc rated	tp rated	Ambient temperature	Storage temperature
9009236	>36.000 h	L70 B10	70 °C	65° C	-25 ... +50 °C	-20 ... +65 °C

### FURTHER INFORMATION

Item no.	Max. feed-in length	Max. bending radius	IP rating	Water protection	Fixture
9009236	5000 mm	30 mm	IP 00	—	self-adhesive

### PRODUCT KEY DESCRIPTION

LFBML	SW800	24V	5S100	20
category	photometrical Code	voltage- / current-based	layout code	protection class



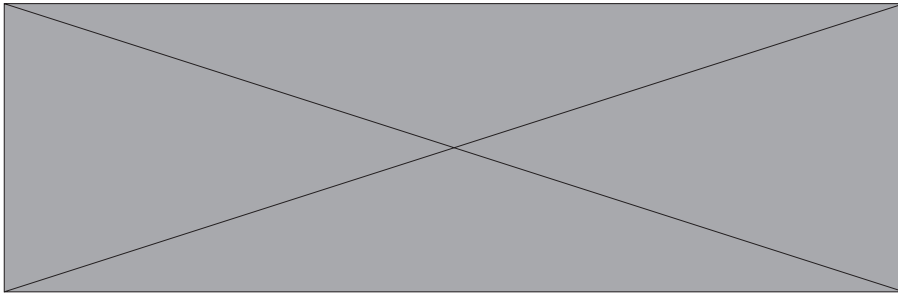
# LINEAR FLEX BASIC ML

## LFBML-MW800800-24V-6T167-20



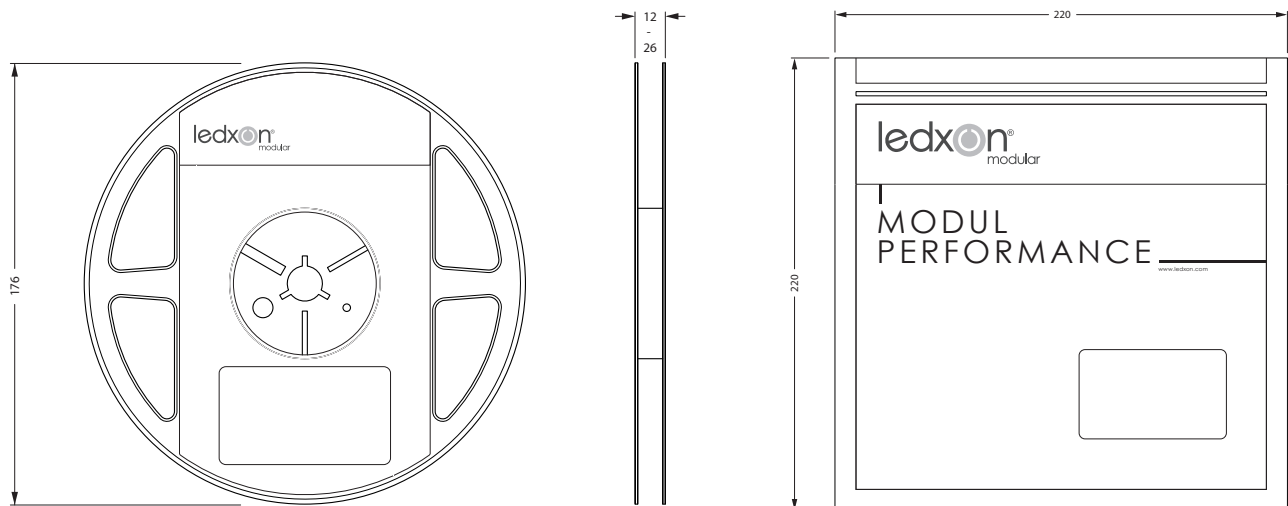
### DIMENSIONS

Item no.	Length	Width	Height	Cut size	LED / cut size	LED / m	LED spacing
9009236	5000 mm	10 mm	1,35 mm	100 mm	12 pcs.	120 pcs.	16,7 mm



### ORDER INFORMATION

Item no.	Item description	Packaging unit (PU)	Ordering unit (OU)	Weight gross / PU	Dimensions / PU length x width x height
9009236	LFBML-MW827860-24V-6T167-20	1 roll = 5 m	1 metre	110 g	240 mm x 220 mm x 15,5 mm





# LINEAR FLEX BASIC ML

## LFBML-MW800800-24V-6T167-20



### INFORMATION ON SERVICE LIFE

---

The maximum  $T_c/T_p$  temperature is a crucial factor for the service life information relating to ledxon LED modules. If the permitted limits are exceeded, this shall significantly reduce the service life and may even result in the destruction of the modules. The expected service life of >36,000 hours represents a purely statistical parameter. (L70/B10 at  $T_p = 65^\circ\text{C}$ ) For optimum operation of ledxon LED modules, we recommend installation only on rigid and stationary surfaces. The heatsink must provide for sufficient heat dissipation such that the maximum permitted temperature is not exceeded at the  $T_c$  point. The temperatures at the  $T_c$  point must be measured in accordance with the specifications stated in EN 60598-1.

### INFORMATION ON PHOTOMETRIC AND ELECTRICAL DATA

---

Capacity coordinates and tolerances in accordance with CIE 1931  
Measurement environment temperature:  $t_a = 25^\circ$   
Measurement tolerance for colour coordinates (x / y) +/- 0.005  
Tolerance range of photometric and electrical data +/-10%  
The maximum permitted operating voltage must not be exceeded. Otherwise a reduction in service life or a failure may occur.  
All ledxon LED modules can be dimmed using PWM (pulse width modulation).

### SAFETY AND INSTALLATION INFORMATION

---

When installing flexible LED modules, the maximum permitted bend radius must not be fallen short of. Bending these modules laterally results in damage to the printed circuit board. In order to ensure optimum adherence for the double-sided 3M adhesive tape, ledxon recommends installing the modules only on dry, clean surfaces that are free of grease, oil and silicone. ledxon does not accept any liability for the correct adhesion of the LED modules. When installing ledxon LED modules, standard ESD safety precautions must be complied with. ledxon flexible LED modules are delivered without cabling. These modules are electrified by soldering leads onto the soldering pads provided. The maximum permitted cable cross-section must be observed in this process. Here, the soldering temperature of  $270^\circ\text{C}$  for a maximum of 10 seconds must not be exceeded. ledxon modules that are equipped with LED types SMD 5050 and 5630 are subject to photobiological risk group 1.

## X-ON Electronics

Largest Supplier of Electrical and Electronic Components

*Click to view similar products for [LED Lighting Bars and Strips](#) category:*

*Click to view products by [Ledxon](#) manufacturer:*

Other Similar products are found below :

[ZLF0310W62524](#) [LF1D-F2F-2W-300](#) [HH-SWW320F210W24-COB IP65](#) [HH-SNW320F210W12-COB IP65](#) [HH-SNW320F010W12-COB IP20](#) [HH-SNW320F210W24-COB IP65](#) [HH-SNW320F010W24-COB IP20](#) [HH-SNW528F210W12-COB IP65](#) [HH-SNW528F010W12-COB IP20](#) [HH-SNW528F010W24-COB IP20](#) [HH-SCW320F210W12-COB IP65](#) [HH-SCW320F010W12-COB IP20](#) [HH-SCW528F210W12-COB IP65](#) [HH-SCW528F010W12-COB IP20](#) [HH-SR528F010W12-COB IP20](#) [HH-SR528F010W24-COB IP20](#) [LF2D-EN2F-2W-A](#) [PUUA-100LLL-NK2P](#) [HC-F12V-3535 PCBA](#) [HC-F12V-WS2811-3535](#) [HC-F24V-6L-36LED-W-WS2821/IP20](#) [HC-F5V-144L-144LED-B-WS2813 IP20](#) [HC-F5V-144L-144LED-B-WS2813 IP65](#) [HC-F5V-144L-144LED-W/IP65](#) [HC-F5V-144L-144LED-W-WS2813 IP20](#) [HC-F5V-30L-30LED-B-WS2813 IP20](#) [HC-F5V-60L-60LED-B-WS2813 IP20](#) [HC-F5V-60L-60LED-W-WS2813 IP65](#) [HC-T12V-10L-30LED-W/IP20](#) [HC-T12V-16L-48LED-W/IP20](#) [HC-T12V-16L-48LED-W/IP65](#) [HC-T12V-20L-60LED-W/IP65](#) [LFBHL-SW860-24V-12D83-20](#) [LFBLL-SW860-24V-5S200-20-IC](#) [LFBML-MW827860-24V-12D83-20](#) [LFBML-SW827-24V-6S167-20](#) [LM-SAG1-W2](#) [LMV-MINI-W2](#) [LS-2835W120RN](#) [LS-2835W120RN1](#) [LS-2835W60RN2](#) [LS-2835WW120R-1](#) [LS-2835WW60RN](#) [LS-3014WW60RN](#) [LS-3014WW60RN3](#) [LS-3528W60RN-1](#) [LS-3528W60RN-2](#) [LS-5050F60R-2](#) [LS-5050F60RN-3](#) [LS-5050W30RN](#)