



Worldsemi

WS2811

Signal line 256 Gray level 3 channel
Constant current LED drive IC

Feature

- Output port compression 12V.
- Built in stabilivolt, Only add a resistance to IC VDD feet when under 24V power supply.
- Gray level 256 can be adjusted and scan frequency not less than 400Hz/s.
- Built in signal reshaping circuit, after wave reshaping to the next driver, ensure wave-form distortion not accumulate.
- Built-in electric reset circuit and power lost reset circuit.
- Cascading port transmission signal by single line.
- Any two point the distance more than 10m transmission signal without any increase circuit.
- When the refresh rate is 30fps, low speed mode cascade number are not less than 512 points, high speed mode not less than 1024 points.
- Send data at speeds of up to 400 Kbps and 800 Kbps two patterns.

Applications

- LED decorative lighting.
- Indoor/outdoor LED video or irregular screen.

General description

The WS2811 is 3 output channels special for LED driver circuit. It internal include intelligent digital port data latch and signal reshaping amplification drive circuit. Also include a precision internal oscillator and a 12V voltage programmable constant current output drive. In the purpose of reduce power supply ripple, the 3 output channels designed to delay turn-on function.

IC use single NZR communication mode. After the chip power-on reset, the DIN port received data from controller, the first IC collect initial 24bit data then sent to the internal data latch, the other data which reshaping by the internal signal reshaping amplification circuit sent to the next cascade IC through the DO port. After transmission for each chip, the signal to reduce 24bit. IC adopt auto reshaping transmit technology, making the chip cascade number is not limited the signal transmission, only depend on the speed of signal transmission.

The data latch of IC depend on the received 24bit data produce different duty ratio signal at OTR, OUTG, OUTB port. All chip synchronous send the received data to each segment when the DIN port input a reset signal. It will receive new data again After the reset signal finished. Before a new reset signal received, the control signal of OTR, OUTG, OUTB port unchanged. IC sent PWM data that received justly to OTR, OUTG, OUTB port, after receive a low voltage reset signal the time retain over 50us. We offer two package SOP8 and DIP8.

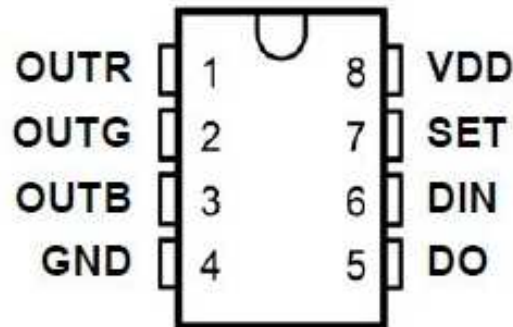


Worldsemi

WS2811

Signal line 256 Gray level 3 channel
Constant current LED drive IC

PIN configuration



PIN function

NO.	Symbol	Function description
1	OUTR	Output of Red PWM control
2	OUTG	Output of Green PWM control
3	OUTB	Output of Blue PWM control
4	GND	Ground
5	DOUT	Data signal cascade output
6	DIN	Data signal input
7	SET	Set work mode of IC as low speed model(connect VDD) or high speed model(vacant)
8	VDD	Power supply voltage

Absolute Maximum Ratings

Parameter	Symbol	Ratings	Unit
Power supply voltage	V_{DD}	+6.0~+7.0	V
Output voltage	V_{OUT}	12	V
Input voltage	V_I	-0.5~VDD+0.5	V
Operation junction temperature	T_{opt}	-25~+85	°C
Storage temperature range	T_{stg}	-55~+150	°C

Note: If the voltage on the pins exceeds the maximum ratings may cause permanent damage to the device.



Worldsemi

WS2811

Signal line 256 Gray level 3 channel
Constant current LED drive IC

Electrical Characteristics ($T_A=-20\sim+70^{\circ}\text{C}$, $V_{DD}=4.5\sim 5.5\text{V}$, $V_{SS}=0\text{V}$, unless otherwise specified)

Parameter	Symbol	conditions	Min	Tpy	Max	Unit
Low voltage output current	I_{OL}	ROUT	—	18.5	—	mA
	I_{dout}	$V_o=0.4\text{V}$, D_{OUT}	10	—	—	mA
Input current	I_I	$V_I=V_{DD}/V_{SS}$	—	—	± 1	μA
Input voltage level	V_{IH}	D_{IN} , SET	$0.7V_{DD}$	—	—	V
	V_{IL}	D_{IN} , SET	—	—	$0.3 V_{DD}$	V
Hysteresis voltage	V_H	D_{IN} , SET	—	0.35	—	V

Switching characteristics ($T_A=-20\sim+70^{\circ}\text{C}$, $V_{DD}=4.5\sim 5.5\text{V}$, $V_{SS}=0\text{V}$, unless otherwise specified)

Parameter	Symbol	Condition	Min	Tpy	Max	Unit
Operation frequency	F_{osc1}	—	—	400	—	KHz
	F_{osc2}	—	—	800	—	KHz
Transmission delay time	t_{PLZ}	$CL=15\text{pF}$, $D_{IN}\rightarrow D_{OUT}$, $RL=10\text{K}\Omega$	—	—	300	ns
Fall time	t_{THZ}	$CL=300\text{pF}$, $OUTR/OUTG/OUTB$	—	—	120	μs
Data transmission rate	F_{MAX}	Duty ratio 50%	400	—	—	Kbps
Input capacity	C_I	—	—	—	15	pF

Low Speed mode time

T0H	0 code, high voltage time	$0.5 \mu\text{s}$	$\pm 150\text{ns}$
T1H	1 code, high voltage time	$1.2 \mu\text{s}$	$\pm 150\text{ns}$
T0L	0 code, low voltage time	$2.0 \mu\text{s}$	$\pm 150\text{ns}$
T1L	1 code, low voltage time	$1.3 \mu\text{s}$	$\pm 150\text{ns}$
RES	low voltage time	Above $50\mu\text{s}$	

Note: It is one half of the time when high speed mode(reset time unchanged)

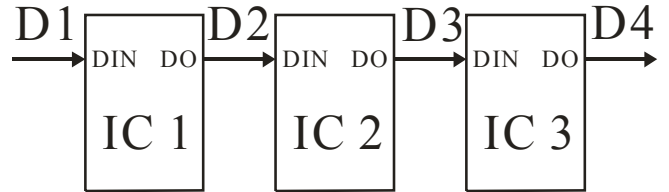
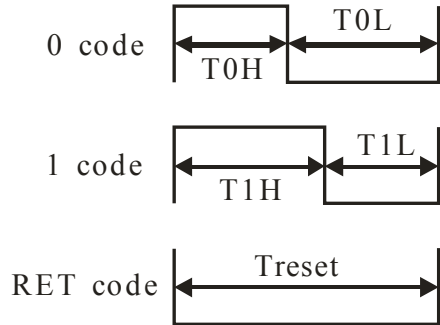


Worldsemi

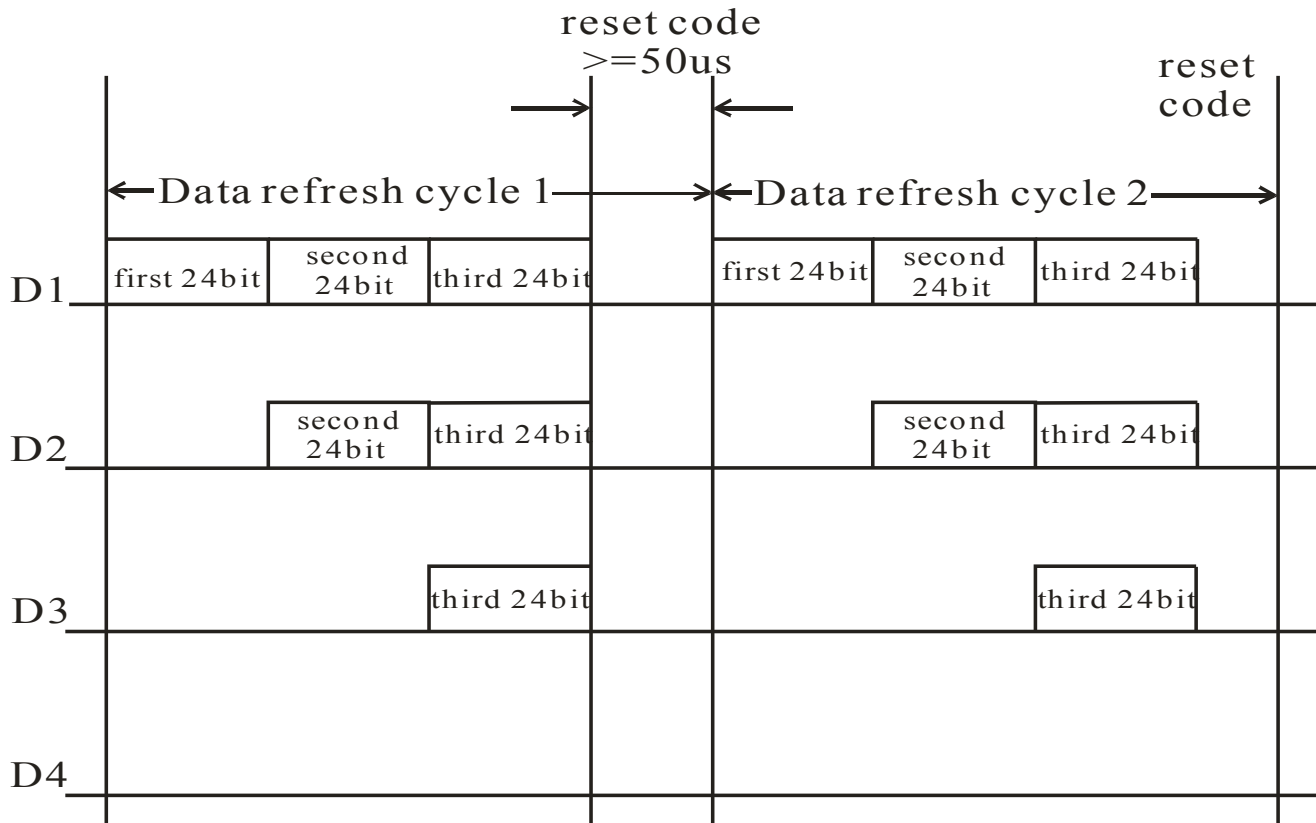
WS2811

Signal line 256 Gray level 3 channel
Constant current LED drive IC

Sequence chart:



Cascade method:



Data transmission method:

Note: The data of D1 is send by MCU,and D2, D3, D4 through IC internal reshaping amplification to transmit.

Composition of 24bit data:

R7	R6	R5	R4	R3	R2	R1	R0	G7	G6	G5	G4	G3	G2	G1	G0	B7	B6	B5	B4	B3	B2
----	----	----	----	----	----	----	----	----	----	----	----	----	----	----	----	----	----	----	----	----	----

Note: Follow the order of RGB to sent data and the high bit sent at first.



Worldsemi

WS2811

Signal line 256 Gray level 3 channel
Constant current LED drive IC

Typical application circuit:

1. power supply is 5V with 1 LED and constant current (18.5mA) driving

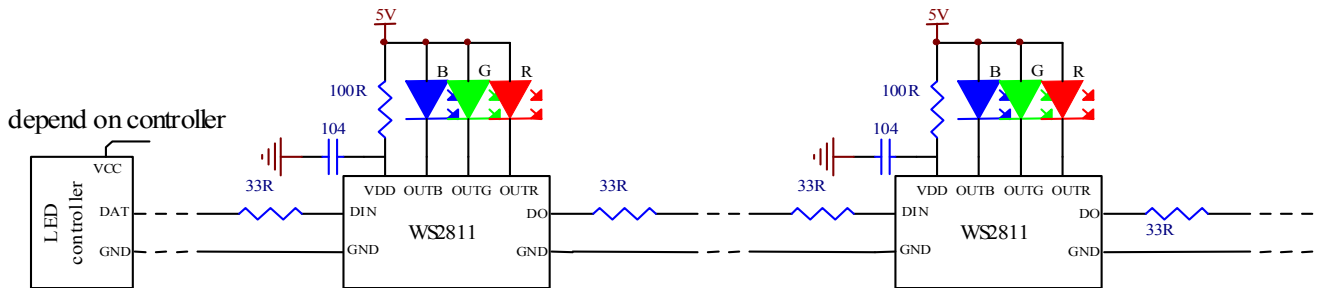


Fig 1

This driving mode use constant current output, the advantage of is the LED can retain luminance and colour temperature when the power supply lessen. We require, in order to prevent power spikes phenomenon and power reverse polarity, series a not more than 100ohm resistor at the po-wer supply pin(VDD). The capacitance 104 as bypass capacitor. To prevent the reflection and hot-swap protection, we suggest to connect a 33 ohm resistor at the data input or output port for impedance.

2. power supply is 12V with 3 LED and constant current(18.5mA) driving

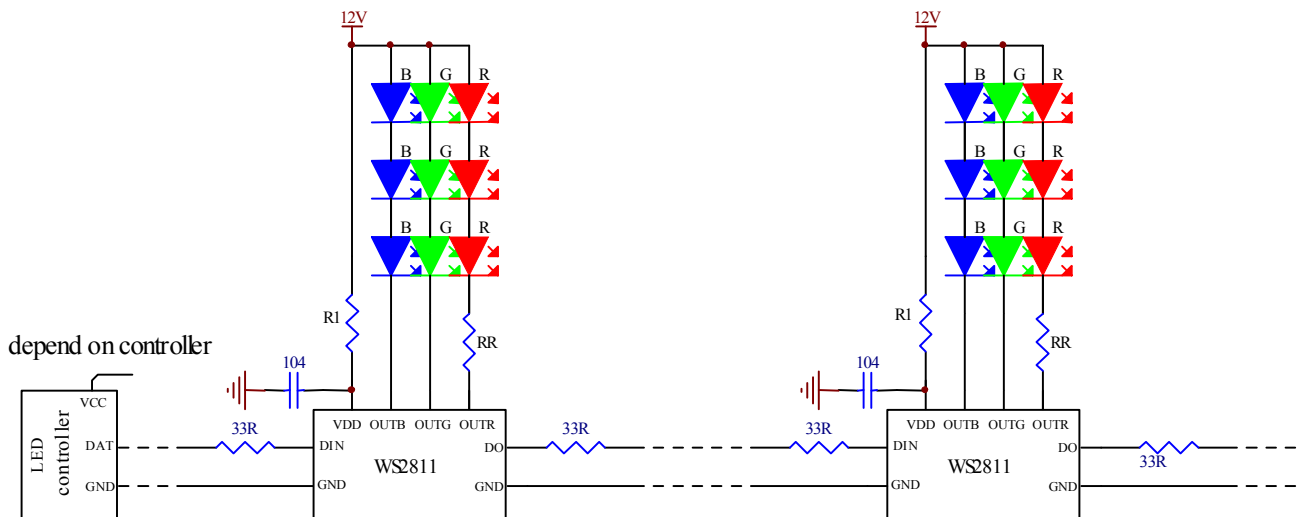


Fig 2

The same as the front mode, it is also use constant current output. In this circuit, R1 is used as the IC internal LDO divider resistance and the value is 2.7K. The capacitance 104 as bypass capacitor. To prevent the reflection and hot-swap protection, we suggest to connect a 33ohm resistor at the data input or output port for impedance. At the OUTR port we should add a divider resistance RR. The value of RR can be derived by the following equation:

$$RR = \frac{12 - 3V_{LEDR}}{18.5} K\Omega$$

V_{LEDR} is the red LED forward conduction voltage drop.



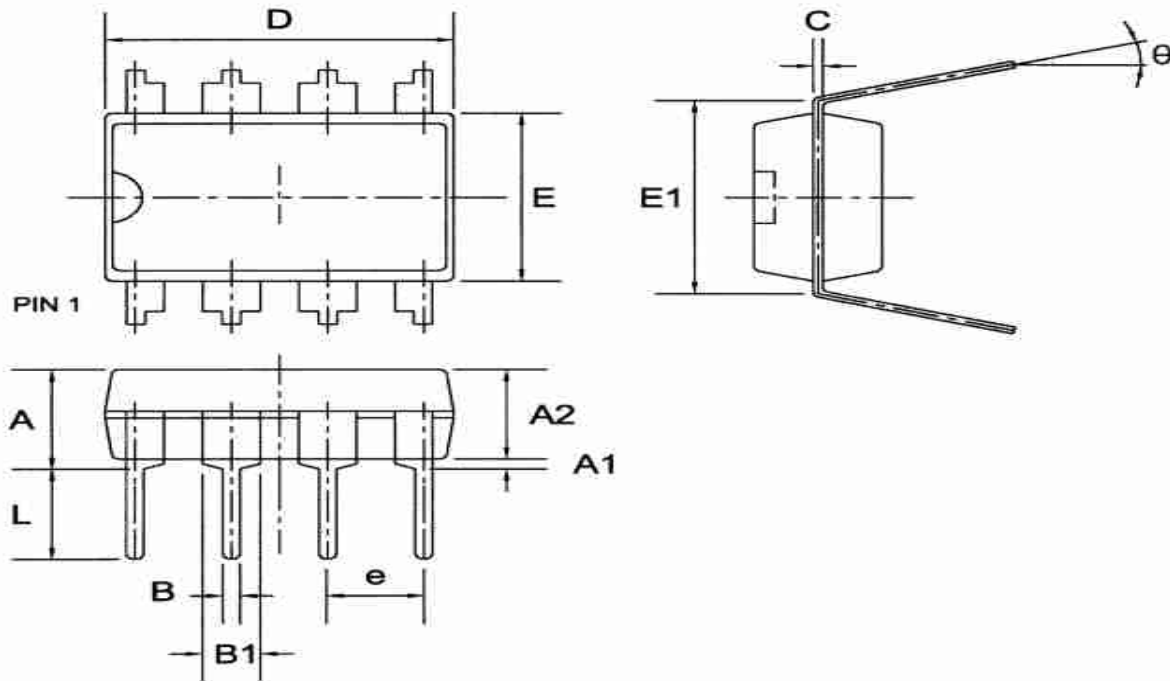
Worldsemi

WS2811

Signal line 256 Gray level 3 channel
Constant current LED drive IC

Package information:

DIP-8 Package:



Symbol	Dimensions In Millimeters			Dimensions In Inches		
	Min	Nom	Max	Min	Nom	Max
A	—	—	4.31	—	—	0.170
A1	0.38	—	—	0.015	—	—
A2	3.15	3.40	3.65	0.124	0.134	0.144
B	0.38	0.46	0.51	0.015	0.018	0.020
B1	1.27	1.52	1.77	0.050	0.060	0.070
C	0.20	0.25	0.30	0.008	0.010	0.012
D	8.95	9.20	9.45	0.352	0.362	0.372
E	6.15	6.45	6.65	0.242	0.252	0.262
E1	—	7.62	—	—	0.300	—
e	—	2.54	—	—	0.1	—
L	3.00	3.30	3.60	0.118	0.130	0.142
θ	0°	—	15°	0°	—	15°

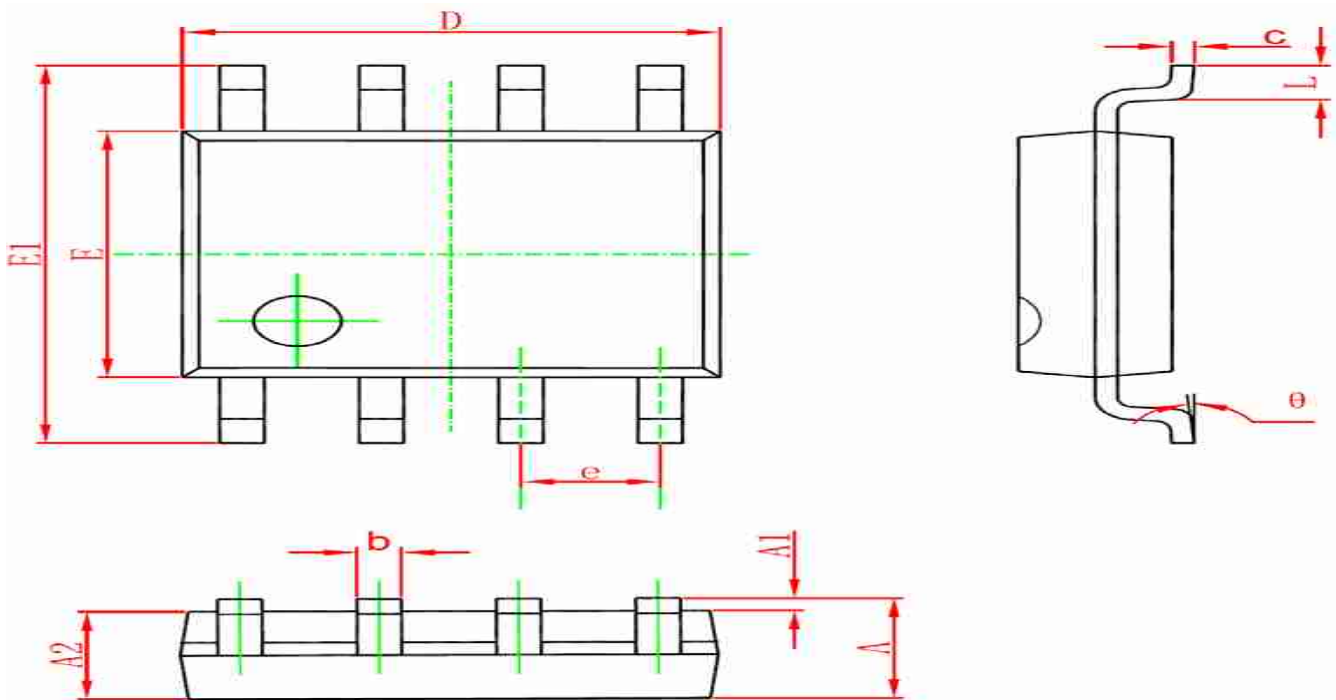


Worldsemi

WS2811

Signal line 256 Gray level 3 channel
Constant current LED drive IC

SOP-8 Package:



Symbol	Dimensions In Millimeters		Dimensions In Inches	
	Min	Max	Min	Max
A	1.350	1.750	0.053	0.069
A1	0.100	0.250	0.004	0.010
A2	1.350	1.550	0.053	0.061
b	0.330	0.510	0.013	0.020
c	0.170	0.250	0.006	0.010
D	4.700	5.100	0.185	0.200
E	3.800	4.000	0.150	0.157
E1	5.800	6.200	0.228	0.244
e	1.270		0.050	
L	0.400	1.270	0.016	0.050
θ	0°	8°	0°	8°

X-ON Electronics

Largest Supplier of Electrical and Electronic Components

Click to view similar products for [LED Display Drivers](#) category:

Click to view products by [Worldsemi](#) manufacturer:

Other Similar products are found below :

[MAP9000QNRH](#) [AP5726WUG-7](#) [AL8806QMP-13](#) [AP5726FDCG-7](#) [AS3693B-ZTQT](#) [AP5725WUG-7](#) [MAX139EQH+D](#) [STP16DP05PTR](#)
[STP16CPP05PTR](#) [STP16CPP05XTTR](#) [LV5236VZ-TLM-H](#) [BP9911CC](#) [ZXLD1366QEN8TC](#) [MT7725D](#) [TX6143](#) [SY6813PEC](#) [SD1002L4](#)
[AW3643CSR](#) [MP3370GN-Z](#) [LA2284L-G09-T](#) [SEDA](#) [SCT2027CSSG](#) [LYT3315D](#) [LYT3324D](#) [LYT4211E2](#) [LYT4214E2](#) [LYT4215E2](#)
[LYT4217E2](#) [LYT4218E2](#) [LYT4222E](#) [LYT4317E2](#) [LYT4321E](#) [LYT4323E](#) [LYT4324E3](#) [LYT4326E3](#) [TPS92020DR](#) [TPS92691PWPR](#)
[BCR420U](#) [HV9801ALG-G](#) [IS31FL3199-QFLS2-TR](#) [IS31FL3731-QFLS2-TR](#) [CAT4238TD](#) [SCT2001ASIG](#) [SCT2024CSTG](#) [SCT2167CSOG](#)
[SCT2167CSSG](#) [STP16CPPS05XTTR](#) [TLE4241GMFUMA1](#) [ICM7212MIQH+D](#) [ICM7212AIQH+D](#)