


INTRODUCTION

MEDIUM AND LARGE HYDENT™

Copper and aluminum compression terminals and splices for terminating conductors from #8 AWG through 2000 kcmil.

The medium and large HYDENT™ line is designed for terminating and splicing medium and large conductors in electrical power applications.



C-1

HYLUG™

UNINSULATED COPPER COMPRESSION TERMINALS

UL LISTED 90° C,
600 VOLTS TO 35 kV ♦

BURNDY's HYLUG™ terminals, types YA, YA-TC, YA-L, YA-L-TC, YA-2N, YA-2TC, YA-L-TC-FX, YA-L-2TC, and YA-2LN are designed for terminating copper conductors in a wide variety of electrical connections, including heavy-duty industrial, utility, commercial, and telecommunications applications.

The HYLUG™ terminals require simple cable preparation for an easily installed permanent and inspectable cable termination. The terminals are listed by UL (UL STD. 486A) and CSA certified to 600 volts, when applied with the proper tool and die combination. The terminals may be used in applications to 35KV. See each catalog page for UL 35kV listings.

Features and Benefits

- Manufactured from seamless high conductivity electrolytic copper tubing with heavy duty wall thickness.
 - ◇ Provides maximum conductivity, low resistance and ductility for an excellent combination of electrical and crimp forming properties.
- Barrel diameter closely matches commercial (code) cable and Navy cable diameters.
 - ◇ Provides an excellent relationship of the conductor/connector combination to produce a high quality electrical connection with the recommended tooling.
- Electro-tin plated. Electro-lead plated.
 - ◇ Provides durable long-lasting corrosion resistance.
- Internally beveled barrel end.
 - ◇ Provides easy cable insertion.
- Each connector is clearly marked with the wire size and type, die index, and color coding.
 - ◇ Provides easy identification and proper tooling recommendation.
- Marked with the proper number and location of crimps.
 - ◇ Lowers installed costs. Provides for proper installations.
- Proper compression systems forms a homogeneous mass.
 - ◇ The result is an excellent electrical connection.
- Use up to 35 kV as indicated.
 - ◇ Suitable for high voltage applications.
- Expanded wire ranges when using Y644 HYPRESS™ Dieless "1" Crimp.
 - ◇ Provides ability to complete emergency repairs when connector and wire size do not match.
- Crimp areas clearly marked.
 - ◇ Provides correct number and location of crimps for proper installation.
- Hydraulic and Battery tooling crimp embossment.
 - ◇ Provides permanent die index number embossment on completed crimp for inspection purposes.

COPPER HYLUG™ TABLE OF CONTENTS

C-2

BURNDY® Die Sets & Die Index Chart

12 Ton U-Dies	C-9
W-Dies	C-9
Index Chart	C-10

One Hole HYLUG™ – Code Conductor

Standard Barrel.....	C-11
Standard Barrel – Narrow Tongue	C-17
Long Barrel	C-18
Long Barrel – With Inspection Window...	C-23

One Hole HYLUG™ – Flex Conductor

Standard Barrel.....	C-27
Standard Barrel – Belled End	C-33
Standard Barrel – Lead Plated	C-34
Long Barrel – Belled End.....	C-40
Long Barrel – With Inspection Window...	C-42

Two Hole HYLUG™ – Code Conductor

Standard Barrel.....	C-45
Standard Barrel – Narrow Tongue	C-52
Long Barrel	C-53
Long Barrel – With Inspection Window...	C-59

Two Hole HYLUG™ – Flex Conductor

Standard Barrel.....	C-66
Standard Barrel – Lead Plated	C-73
Long Barrel – Belled End.....	C-80
Long Barrel – With Inspection Window...	C-82
Double Barrel.....	C-93

E-Line HYLUG™ – Equipment Line

Type YAE Compression Terminals	C-86
--------------------------------------	------

Four Hole HYLUG™ – Code Conductor

Long Barrel	C-87
-------------------	------

One Hole HYLUG™

Non-Insulated Copper Terminals	C-88
--------------------------------------	------

HYSTACK™

Copper Terminals.....	C-94
-----------------------	------

HYLINK™

Splices	C-95
---------------	------

HYSPLICE™ and HYREDUCER™

In-Line Splice Kits.....	C-102
--------------------------	-------

Copper Taps

C-Taps.....	C-105
H-Taps.....	C-108
Covers for H-Taps	C-112

“T” Connectors

Copper	C-113
--------------	-------

HYPLUG™

Copper Connectors.....	C-115
------------------------	-------

Aluminum HYLUG™

Terminals.....	C-118
----------------	-------

Transformer Lug Kits

Aluminum or Copper.....	C-121
-------------------------	-------

HYPLUG™

Aluminum and Copper Connectors	C-122
--------------------------------------	-------

HYLINK™

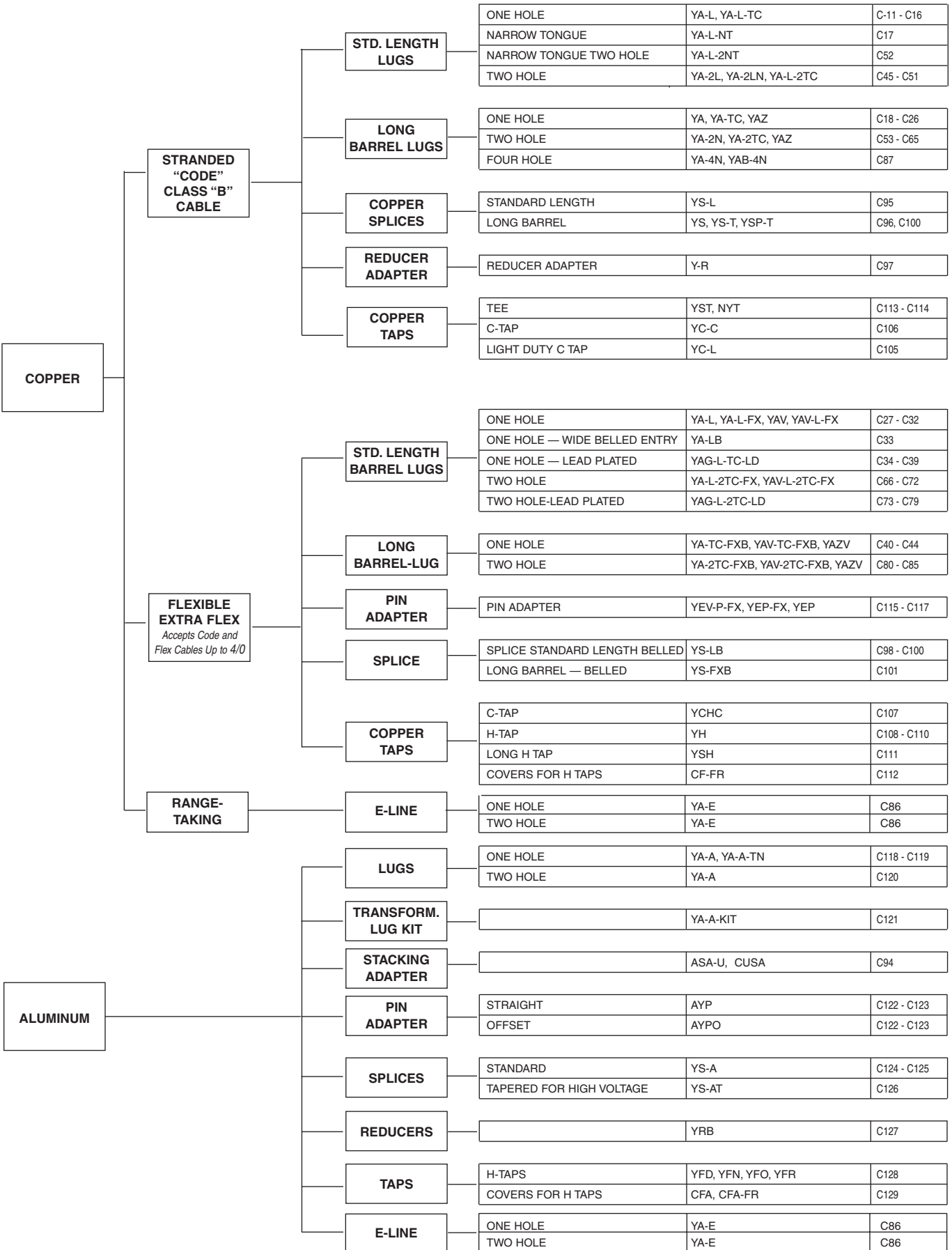
Aluminum Splices	C-124
Aluminum to Copper Splices	C-127

H-CRIMPIT™

Aluminum Connectors	C-128
Insulating Covers	C-129

BURNDY® Products FCI

Compression



COMPRESSION CONNECTORS

BURNDY's compression connectors are designed for reliable and controllable electrical connections. The complete installation is fully inspectable. They are high conductivity copper and operate cooler than the wire on which they are installed. The connectors withstand a wide range of electrical and environmental conditions, including current surges, temperatures, corrosion and vibrations, for a wide variety of applications. These features mean a consistently high quality connection at a low installed cost.

Copper compression connectors are manufactured from high-conductivity electrolytic copper. The connectors are normally tinned, lead-plated, or plated with proprietary BURNDY® brite finish to provide durable long-lasting corrosion resistance. The connector design has been matched to the cable size to provide the necessary physical strength requirements for reliable electrical performance.

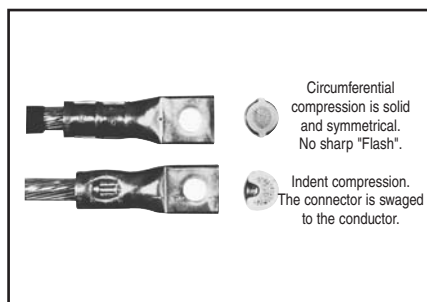
Aluminum compression connectors are manufactured from high conductivity, high purity wrought aluminum. They are designed with sufficient mass and are electro-tin plated to minimize corrosion due to galvanic action between dissimilar metals. The connector barrels are pre-filled with PENETROX®, BURNDY's oxide inhibiting compound.

PENETROX® contains homogeneously suspended metallic particles which penetrate the wire's oxides to establish excellent continuity between the individual strands and the connector barrel for a low-resistance connection. PENETROX® maintains an air-tight connection. Each barrel end is covered with a color-coded plastic dust cap which prevents foreign matter from entering the connector before it is used. The connector design has been engineered to match the cable size to provide the necessary physical strength requirements for reliable electrical performance.

SELECTION AND USE

Copper compression connectors are recommended for use on copper conductors. Aluminum compression connectors are recommended for use on aluminum conductors. Dual-rated aluminum compression connectors may be used on both copper and aluminum conductors.

Two basic compression designs are available: Circumferential and indent.



After compression, virtually all the air is removed leaving a tight homogeneous mass of connector and conductor.

The circumferential crimp design is recommended for color coded connectors in low and high voltage applications. Die index number embossment provides an easy inspection where required to verify the use of the proper connector/die combination. It is also recommended for insulated connectors and for terminating flexible and welding cables.

The circumferential crimp design dies compress cable strands into polygonal shapes forming intimate contact with each other and the connector barrel. This compression forms a tight homogeneous mass with virtually no air pockets. The circumferential crimp provides an excellent electrical connection with high pull-out values. The circumferential crimp is ideal for high voltage applications leaving the connector barrel symmetrical, which is easier to insulate.

The indent type crimp can be used in virtually any application except polyvinylchloride (PVC) insulated terminals and splices. It is an excellent means of terminating flexible, extra flexible and welding cables. The indenter compresses the cable strands to form intimate contact with each other and the connector barrel. The result is an excellent electrical connection with high pull-out strength. Laboratory work testing curves established the proper depth and shape of indent for each type of connector and wire combination.

TOOLING

Tooling systems are essential for proper installation of a compression connector. Since connectors and dies are designed as a unit for specific wire sizes, only the recommended tools and dies should be used. Most aluminum and copper HYLUG™ terminals and HYLINK™ splices are marked with a die index number and are color-coded to identify the correct installation die. Dies marked with the matching die index number and color can be used to install the connector.

BURNDY® tooling installs a wide range of connectors, is reliable, cost effective, and precision engineered for durable, long-lasting service and quality connections. The tools include small plier types, full cycle ratchet designs and hydraulically-powered HYPRESS™ heads and new Battery Actuated Tools. Some have permanent die grooves or adjustable dies, while others require a change of die sets or nest die for each connector size. BURNDY's recommended tools achieve crimp performance consistent with UL and other industry standards. Since several tools are suitable for most connectors, the most economical and practical tool can be chosen for each application.

INDUSTRY STANDARDS

BURNDY's compression terminals, splices and tap connectors requiring third party testing and approval are listed by Underwriters' Laboratories, Inc. Many have also received CSA approval and are approved under MIL-T-7928 and other military standards. All conform to applicable sections of the National Electrical Code.

BURNDY® also offers connectors and splices which meet the (LOCA Seismec and Aging) requirements of IEEE standards 323, 383 and 344 for class 1E critical circuits for use in Nuclear Utility Applications. Certification to 10CFR50 and 10CFR21 available.

Detail catalog listings should be consulted to obtain the appropriate standards for each connector and splice.

BURNDY® Telecommunications Connectors...

The industry's first choice in compression connections...

BURNDY® provides a complete selection of one and two hole compression's terminals, H-taps, C-taps, and other compression connection products specifically engineered to meet the demanding applications of both the Central Office and Wireless communications markets.

All of BURNDY's compression products are designed for reliable and controllable electrical connections. All connectors are made from high conductivity electrolytic copper and operate at cooler temperatures than the conductor on which they are installed. The connectors are normally tin-plated, lead-plated, or plated with a proprietary BURNDY® brite finish to provide the industry standard in long-lasting corrosion resistance.

The complete installation is fully inspectable and UL listed when installed with BURNDY® dies. Every die in the system is color-coded and provides die index embossment for complete inspectability.

The Circumferential Crimp...



Circumferential compression is solid and symmetrical. No sharp "Flash".

BURNDY's circumferential crimp provides a solid, homogenous connection, with high pull out values and is rated for high voltage applications, more than sufficient for the 48 V DC operating voltage common in the telecom market. In addition the circumferential crimp doesn't require the removal of the copper flash produced by other die systems. This not only saves time in installation but removes a potential safety hazard from the job.

All of the dies in the system are color-coded to match the connectors and feature die index and die number matching to the connector for ease of installation.

BURNDY® Tooling... the right choice for the job

BURNDY® tooling installs a wide range of connectors, is reliable, cost effective, and precision engineered for durable, long-lasting service and quality connections. BURNDY's compression tooling system ranges from full cycle ratchet hand tools to 12 and 15 ton hydraulically-powered HYPRESS™ heads. Hydraulic tools are available in self-contained, battery powered, and AC service electrically powered pump and remote head designs to meet all possible installation situations.

Industry Standards

BURNDY's compression terminals, splices and tap connectors requiring third party testing and approval are listed by Underwriters Laboratories, Inc. Many have also received CSA approval, and all conform to the applicable sections of the National Electric Code.

EXPANDED RANGES

The following connectors are range taking when crimped onto code conductor using Y644HS family of tools:



C-6

COPPER

COPPER HYLUG™ & HYLINK™ CONNECTORS TYPES YA, YA-L, YAB, YS, YS-L, YST, YS-T, YSP-T			
Catalog No.		Standard Wire Size	Expanded Wire Range
Terminal*	Splice**		
YA6C-	YS6C-	#6 AWG	#6 AWG
YA5C-	YS5C-	#5 AWG	#5 - #6 AWG
YA4C-	YS4C-	#4 AWG	#4 - #6 AWG
YA3C-	YS3C-	#3 AWG	#3 - #6 AWG
YA2C-	YS2C-	#2 AWG	#2 - #6 AWG
YA1C-	YS1C-	#1 AWG	#1 - #2 AWG
YA25-	YS25-	1/0 AWG	1/0 - #1 AWG
YA26-	YS26-	2/0 AWG	2/0 - #1 AWG
YA27-	YS27-	3/0 AWG	3/0 - #1 AWG
YA28-	YS28-	4/0 AWG	4/0 - #1 AWG
YA29-	YS29-	250 Kcmil	250 Kcmil - 1/0 AWG
YA30-	YS30-	300 Kcmil	300 Kcmil - 2/0 AWG
YA31-	YS31-	350 Kcmil	350 Kcmil - 3/0 AWG
YA32-	YS32-	400 Kcmil	400 Kcmil - 4/0 AWG
YA34-	YS34-	500 Kcmil	500 Kcmil - 4/0 AWG
YA36-	YS36-	600 Kcmil	600 - 250 Kcmil
YA39-	YS39-	750 Kcmil	750 - 500 Kcmil
YA40-	YS40-	800 Kcmil	800 - 500 Kcmil
YA44-	YS44-	1000 Kcmil	1000 - 750 Kcmil

ALUMINUM

ALUMINUM HYLUG™ & HYLINK™ CONNECTORS TYPES YA-A & YS-A			
Catalog No.		Standard Wire Size	Expanded Wire Range
Terminal*	Splice**		
YA6CA-	YS6CA-	#6 AWG	#6 AWG
YA4CA-	YS4CA-	#4 AWG	#4 - #6 AWG
YA2CA-	YS2CA-	#2 AWG	#2 - #6 AWG
YA1CA-	YS1CA-	#1 AWG	#1 - #2 AWG
YA25A-	YS25A-	1/0 AWG	1/0 - #1 AWG
YA26A-	YS26A-	2/0 AWG	2/0 - #1 AWG
YA27A-	YS27A-	3/0 AWG	3/0 - #1 AWG
YA28A-	YS28A-	4/0 AWG	4/0 - #1 AWG
YA29A-	YS29A-	250 Kcmil	250 Kcmil - 1/0 AWG
YA30A-	YS30A-	300 Kcmil	300 Kcmil - 2/0 AWG
YA31A-	YS31A-	350 Kcmil	350 Kcmil - 3/0 AWG
YA32A-	YS32A-	400 Kcmil	400 Kcmil - 4/0 AWG
YA34A-	YS34A-	500 Kcmil	500 Kcmil - 4/0 AWG
YA36A-	YS36A-	600 Kcmil	600 - 250 Kcmil
YA39A-	YS39A-	750 Kcmil	750 - 500 Kcmil
YA40A-	YS40A-	800 Kcmil	800 - 500 Kcmil
YA44A-	YS44A-	1000 Kcmil	1000 - 750 Kcmil

* 1 Crimp
** 1 Crimp per side

* 1 Crimp
** 1 Crimp per side



EXPANDED RANGES

The following connectors are range taking when crimped onto code & flex conductor using 4-POINT™ family of tools:



ALUMINUM CONNECTORS

ALUMINUM & COPPER CONDUCTOR (Code & Compact)				
Conductor		Connector		
Wire Size	Expanded Range	Terminal	Splice	# Crimps
#8 AWG	#8 AWG	YA8CA-	YS8CA-	1
#6 AWG	#6 AWG	YA6CA-	YS6CA-	1
#4 AWG	#6 - #4 AWG	YA4CA-	YS4CA-	1
#2 AWG	#6-#2 AWG	YA2CA-	YS2CA-	2
#1 AWG	#6-#1 AWG	YA1CA-	YS1CA-	2
1/0 AWG	#6-1/0 AWG	YA25A-	YS25A-	2
2/0 AWG	#4 - 2/0 AWG	YA26A-	YS26A-	2
3/0 AWG	#2 - 3/0 AWG	YA27A-	YS27A-	2
4/0 AWG	#1 - 4/0 AWG	YA28A-	YS28A-	2
250 kcmil	1/0 - 250	YA29A-	YS29A-	2
300 kcmil	2/0 - 300	YA30A-	YS30A-	2
350 kcmil	3/0 - 350	YA31A-	YS31A-	3
400 kcmil	4/0 - 400	YA32A-	YS32A-	4
500 kcmil	4/0 - 500	YA34A-	YS34A-	4
600 kcmil	250 - 600	YA36A-	YS36A-	4
750 kcmil	500-750	YA39A-	YS39A-	4

AYP/AYPO CONNECTORS

(Aluminum and Copper — Code & Compact)				
Wire Size	Expanded Range	Pin		# Crimps
		Straight	Offset	
#6 AWG	#6 AWG	AYP6	—	1
#4 AWG	#4 AWG	AYP4	—	1
#2 AWG	#4 - #2 AWG	AYP2	—	1
#1 AWG	#2 - #1 AWG	AYP1	—	1
1/0 AWG	#2 - 1/0 AWG	AYP1/0	—	1
2/0 AWG	#1 - 2/0 AWG	AYP2/0	AYPO2/0	2
3/0 AWG	1/0 - 3/0 AWG	AYP3/0	AYPO3/0	2
4/0 AWG	2/0 - 4/0 AWG	AYP4/0	AYPO4/0	2
250 kcmil	3/0 - 250 KCMIL	AYP250	AYPO250	2
300 kcmil	4/0 - 300 KCMIL	AYP300	AYPO300	2
350 kcmil	250 - 350 KCMIL	AYP350	AYPO350	2
400 kcmil	350 - 500 KCMIL	AYP400	AYPO400	2
500 kcmil	350 - 500 KCMIL	AYP500	AYPO500	2
600 kcmil	400 - 600 KCMIL	AYP600	AYPO600	3
750 kcmil	500 - 750 KCMIL	AYP750	AYPO750	3

COPPER CONNECTORS

COPPER CONDUCTOR (Code & Compact)							
Conductor		Standard Barrel			Long Barrel		
Wire Size	Expanded Range	Terminal	Splice	# of Crimps*	Terminal	Splice	# of Crimps*
#8 AWG	#8 AWG	YA8CL-	YS8CL-	1	YA8C-	YS8C-	1
#6 AWG	#6 AWG	YA6CL-	YS6CL-	1	YA6C-	YS6C-	1
#4 AWG	#6 - #4	YA4CL-	YS4CL-	1	YA4C-	YS4C-	1
#2 AWG	#6-#2	YA2CL-	YS2CL-	1	YA2C-	YS2C-	2
#1 AWG	#6-#1	YA1CL-	YS1CL-	1	YA1C-	YS1C-	2
1/0 AWG	#6-1/0	YA25L-	YS25L-	1	YA25-	YS25-	2
2/0 AWG	#4 - 2/0	YA26L-	YS26L-	1	YA26-	YS26-	2
3/0 AWG	#2 - 3/0	YA27L-	YS27L-	2	YA27-	YS27-	2
4/0 AWG	#1 - 4/0	YA28L-	YS28L-	2	YA28-	YS28-	2
250 kcmil	1/0 - 250	YA29L-	YS29L-	2	YA29-	YS29-	2
300 kcmil	2/0 - 300	YA30L-	YS30L-	2	YA30-	YS30-	3
350 kcmil	3/0 - 350	YA31L-	YS31L-	2	YA31-	YS31-	3
400 kcmil	4/0 - 400	YA32L-	YS32L-	2	YA32-	YS32-	3
500 kcmil	4/0 - 500	YA34L-	YS34L-	2	YA34-	YS34-	4
600 kcmil	250 - 600	YA36L-	YS36L-	2	YA36-	YS36-	4
700 kcmil	350-700	YA38L-	YS38L-	3	YA38-	YS38-	4
750 kcmil	500-750	YA39L-	YS39L-	3	YA39-	YS39-	4
800 kcmil	500-800	YA40L-	YS40L-	3	YA40-	YS40-	4
1000 kcmil	750-1000	YA44L-	YS44L-	3	YA44-	YS44-	4

*Same number of recommended crimps for both Standard and Expanded wire ranges

EXPANDED RANGES

The following connectors are range taking when crimped onto code & flex conductor using 4-POINT™ family of tools:



COPPER CONNECTORS

C-8

COPPER CONDUCTOR (Flex Only)								
Nominal Flex Wire Size	Standard Barrel				Long Barrel			
	Expanded Range	Terminal	Splice	# of Crimps	Expanded Range	Terminal	Splice	# of Crimps
#8 AWG	#8 AWG	YAV8CL-	YSV8CL-	1	#8 AWG	YAV8C-	YSV8C-	1
#6 AWG	#6 AWG	YAV6CL-	YSV6CL-	1	#6 AWG	YAV6C-	YSV6C-	1
#4 AWG	#6 - #4 AWG	YAV4CL-	YSV4CL-	1	#6 - #4 AWG	YAV4C-	YSV4C-	1
#2 AWG	#4-#2 AWG	YAV2CL-	YSV2CL-	1	#6-#2 AWG	YAV2C-	YSV2C-	1
#1 AWG	#4-#1 AWG	YAV1CL-	YSV1CL-	1	#4-#1 AWG	YAV1C-	YSV1C-	1
1/0 AWG	#4-1/0 AWG	YAV25L-	YSV25L-	1	#6-1/0 AWG	YAV25-	YSV25-	2
2/0 AWG	#2 - 2/0 AWG	YAV26L-	YSV26L-	1	#4 - 2/0 AWG	YAV26-	YSV26-	2
3/0 AWG	#1 - 3/0 AWG	YAV27L-	YSV27L-	1	#2 - 3/0 AWG	YAV27-	YSV27-	2
4/0 AWG	1/0 - 4/0 AWG	YAV28L-	YSV28L-	1	#1 - 4/0 AWG	YAV28-	YSV28-	2
250 kcmil	3/0 - 250	YAV29L-	YSV29L-	1	1/0 - 250	YAV29-	YS29-	2
300 kcmil	4/0 - 313.1	YA32L-	YS32L-	1	2/0 - 313.1	YA32-	YS32-	2
350 kcmil	250 - 373.7	YA34L-	YS34L-	1	3/0 - 373.7	YA34-	YS34-	2
450 kcmil	250 - 444.4	YA36L-	YS36L-	1	4/0 - 444.4	YA36-	YS36-	2
500 kcmil	373.7 - 535.3	YA38L-	YS38L-	1	4/0 - 535.3	YA38-	YS38-	2
600 kcmil	373.7 - 600	YA39L-	YS39L-	2	250 - 600	YA39-	YS39-	3
650 kcmil	444.4 - 646	YA40L-	YS40L-	2	373.3 - 646	YA40-	YS40-	3
750 kcmil	535.3 - 777.7	YA44L-	YS44L-	2	535.3 - 777.7	YA44-	YS44-	3

COPPER CONNECTORS

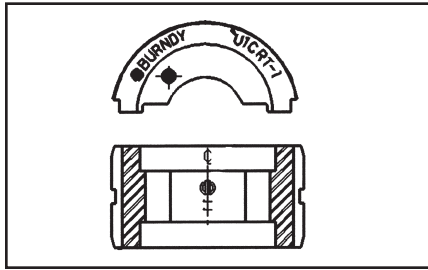
E-Line Connectors							
Wire Size	Expanded Wire Range	Aluminium			Copper		
		Offset Cat. No.	Centerformed Cat. No.	No. of Crimps	Offset Cat. No.	Centerformed Cat. No.	No. of Crimps
#8 AWG	#8 AWG	YA8CA-T-E		1			
#6 AWG	#6 AWG						
#4 AWG	#6 - #4						
#2 AWG	#6-#2	YA2CA-T-E	YAC2CA-T-E	1			
#1 AWG	#6-#1						
1/0 AWG	#6-1/0	YA25A-T-E		1	YA25L-T-E	YAC25L-T-E	1
2/0 AWG	#4 - 2/0	YA26A-T-E		2	YA26L-T-E	YAC26L-T-E	1
3/0 AWG	#2 - 3/0	YA27A-T-E	YAC27A-T-E	2			
4/0 AWG	#1 - 4/0	YA28A-T-E		2			
250 kcmil	1/0 - 250						
300 kcmil	2/0 - 300	YA30A-T-E		2	YA30L-T-E	YAC30L-T-E	2
350 kcmil	3/0 - 350	YA31A-T-E	YAC31A-T-E	2			
400 kcmil	4/0 - 400	YA32A-T-E		4			
500 kcmil	4/0 - 500	YA34A-T-E		4	YA34L-T-E		2
500 kcmil	4/0-500				YA342L-T-E		2
600 kcmil	250 - 600	YA36A-T-E		4	YA36L-T-E		2
600 kcmil	250-600				YA362L-T-E		2
700 kcmil	350-700						
750 kcmil	500-750	YA39A-T-E		4	YA39L-T-E		2
750 kcmil	500-750				YA392L-T-E		2
800 kcmil	500-800						
1000 kcmil	750-1000						

*Same number of recommended crimps for both Standard and Expanded wire ranges

12-TON U DIES*

BURNDY® Die Sets

Fits Y35, Y39, Y750, BAT35,
BAT750, PAT750, Y46
(W/PUADP-1 Adapter)



U die case Part# **PT29291**, holds up to 15 dies

	Wire Size	Copper	Aluminum
Small	#8	U8CRT	U8CABT
	#6	U5CRT	U6CABT
	#4	U4CRT	U4CABT
	#3	U3CRT	N/A
	#2	U2CRT	U2CABT
	#1	U1CRT-1	U1CART
	1/0	U25RT	U25ART
	2/0	U26RT	U26ART
	3/0	U27RT	U27ART
	4/0	U28RT	U28ART
Large	250 MCM	U29RT	U29ART
	300 MCM	U30RT	U30ART
	350 MCM	U31RT	U31ART
	400 MCM	U32RT	U32ART
	500 MCM	U34RT	U34ART
	535 Flex MCM	U38XRT	N/A
	600 MCM	U36RT	U36ART
	750 MCM	U39RT	U39ART-2
	777 Flex	U44XRT	N/A

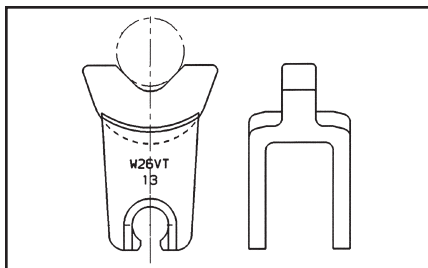
* Non-tension U-type 12-ton dies for YA, YS, YA-A, YS-A style connectors.
NOTE: N/A = not applicable.

C-9

W DIES

BURNDY® Die Sets

Fits Tools MD6, MD7,
Y500CTHS, BAT500,
BCT500HS



W die case Part# **PT4946**, holds up to 12 dies

	Wire Size	Copper	Aluminum
Small	#8	W8CVT	X8CART
	#6	W5CVT	W161
	#4	W4CVT	W162
	#3	W3CRT	N/A
	#2	W2CVT	W239
	#1	W1CVT	W163
	1/0	W25VT	W241
	2/0	W26VT	W245
	3/0	W27VT	W166
	4/0	W28VT	W660
Large	250	*W29VT	N/A
	300	*W30VT	N/A
	350	*W31VT	*W31ART
	400	*W32VT	N/A
	500	*W34VT	N/A

* These sizes (250-500) for Y500CT, MD7-34(R), BAT500, BCT500 only.
NOTE: N/A = not applicable.
Suitable for use on YA, YS, YA-A, YS-A type non-tension connectors.

BURNDY® Products FCI

Compression

C-10

		INSTALLATION TOOLING SYSTEM													
Conductor		LUGS & SPLICES One & Two HOLE				T&B Index* Code (Flex)	TAPS Thin-Wall C-taps Run=Tap, AWG only			TAPS Heavy Duty C-Taps Run=Tap			TAPS H-Taps Run=Tap		
		AWG	FLEX	Die	Color		Index	Die	Color	Index	Die	Color	Index	Die	Color
#8/#6 sol	#8	W8CVT U8CRT	RED	49	21	W4CVT	GRAY	8	U240	RED	240	U11T-1	GREEN	11	
#6	#6	W5CVT U5CRT	BLUE	7	24	W2CVT	BROWN	10	UC	BROWN	C	UBGRT	ORANGE	BG	
#4	#4	W4CVT U4CRT	GRAY	8	29	W25VT	PINK	12	UC	BROWN	C	UC	BROWN	C	
#3/#2 sol		W3CRT U3CRT	WHITE	9		W26VT	BLACK	13	UC	BROWN	C	UC	BROWN	C	
#2	#2	W2CVT U2CRT	BROWN	10	33	W27VT	ORANGE	14	UC	BROWN	C	UC	BROWN	C	
#1	#1	W1CVT U1CRT-1	GREEN	11		W28VT	PURPLE	15	U997	ORANGE	997	U654	PURPLE	654	
1/0	1/0	W25VT U25RT	PINK	12	42 (45)	W29VT	YELLOW	16	U997	ORANGE	997	U654	PURPLE	654	
2/0	2/0	W26VT U26RT	BLACK	13	45 (50)		REFER TO CATALOG		U997	ORANGE	997	U654	PURPLE	654	
3/0	3/0	W27VT U27RT	ORANGE	14					U997	ORANGE	997	U654	PURPLE	654	
4/0	4/0	W28VT U28RT	PURPLE	15	54 (62)	-	-	-	U997	ORANGE	997	U654	PURPLE	654	
250	4/0/250 class G & H	W29VT U29RT	YELLOW	16		-	-	-	U997	ORANGE	997	U654	PURPLE	654	
300	262/250 class I, K & M	W30VT U30RT	WHITE	17		-	-	-	U1104	BROWN	1104	U1104	BROWN	1104	
350	313	W31VT U31RT	RED	18	71	-	-	-	U1104	BROWN	1104	U1104	BROWN	1104	
	350/ 373	W32VT U32RT	BLUE	19		-	-	-	U1104	BROWN	1104	U1104	BROWN	1104	
500	444	W34VT U34RT	BROWN	20	87	-	-	-	U1104	BROWN	1104	U1104	BROWN	1104	
	500/ 535	U38XRT	PINK	L99		-	-	-	P1103	BLUE	1103	PYFR	YELLOW	KR	
600		U36RT	GREEN	22	(99)	-	-	-	P1103	BLUE	1103	PYFR	YELLOW	KR	
700		U38RT	PINK	400		-	-	-	P1103	BLUE	1103	PYFR	YELLOW	KR	
750	646	U39RT	BLACK	24	106	-	-	-	P1103	BLUE	1103	PYFR	YELLOW	KR	
	750/ 777	U44XRT	YELLOW	L115											
800		P40RT	ORANGE	25	(115)	-	-	-	P1102	WHITE	1102	PYFR	YELLOW	KR	
1000		P44RT	WHITE	27		-	-	-	P1102	WHITE	1102	PYFR	YELLOW	KR	

*Die set with a dash CK are not UL listed. Please consult factory for further information.

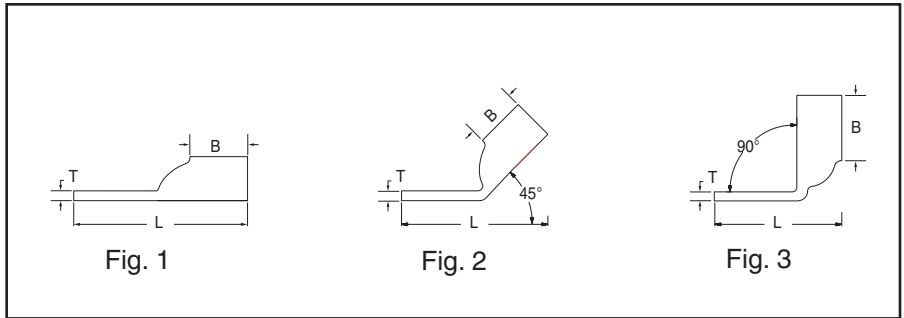

Bolt Equivalent	
Unified Inch Hole Size	Metric Equivalent
1/4"	M6
5/16"	M8
3/8"	M10
1/2"	M12
5/8"	M16

ONE HOLE HYLUG™ CODE CONDUCTOR STANDARD BARREL

TYPES YA-L, YA-L-TC

COPPER COMPRESSION
TERMINAL

UL Listed 90° C,
600 Volts to 35 KV ◆



C-11

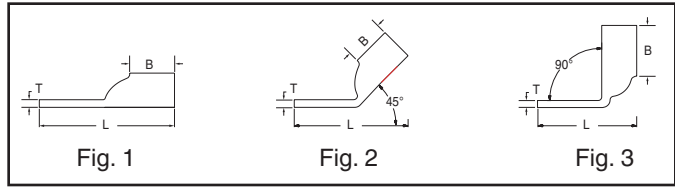
Catalog Number	Fig #	Conductor		Stud Hole Size	Tongue Width	Figure Dimensions			▲ Installation Tooling						Wire Strip Length												
		*** AWG	MM²			(B)	(T)	(L)	Dieless (# of crimps)	Mechanical		Hydraulic		Color Code		Die Index											
										MD6, OUR840, MD7-34R	BCT500HS, Y500CTHS	Y35, Y39, Y750, Y46*, PAT750															
YAV10-45-BOX	2	#14-#10 STR	6	8-10	.38"	.405"	.058"	.92"	Y8MRB-1 (1)	-	-	-	-	-	-	7/16"											
YAV10-BOX	1					.38"	.405"	.058"									1.02"										
YAV10R-BOX	3						1/4"	.47"									.405"	.047"	.83"								
YAV10R3-BOX	3			5/16"	.53"			.38"									.047"	1.12"									
YAV10T2-BOX	1			#12-#10 SOL	6	1/4"	.47"	.405"									.047"	1.10"	Y8MRB-1 (1)	-	-	-	-	-	-	7/16"	
YAV10T3-45-BOX	2																										
YAV10T3-BOX	1																										
YAV10T4-BOX	1																										
YA8CL1-BOX	1			#8 AWG	† 10	1/4"	.44"	.44"									.08"	1.26"	Y1MR (1) Y8MRB-1 (1) Y2MR (1) MY29-3 (1) MY29-11 (1) MRC840 (1) Y81KFT (1) Y81KFTMBH (1) PAT81KFT-18V (1)	W8CVT (1) W8CRT (1) X8CRT (1)	W8CVT (1) W8CRT (1) X8CRT (1)	U8CRT (1)	Red	49	7/16"		
YA8CL1-45	2																	5/16"								.52"	.44"
YA8CL1-90	3	.80"																									
YA8CL2-BOX	1	#8 WELD	† 10			3/8"	.58"	.44"	.06"	1.51"	W8CVT (1) W8CRT (1) X8CRT (1)	W8CVT (1) W8CRT (1) X8CRT (1)	U8CRT (1)	Red	49	7/16"											
YA8CL2-45	2									1.45"																	
YA8CL2-90	3																1.04"										
YA8CL3-BOX	1									#6 SOLID							† 10	1/2"								.71"	.44"
YA8CL3-45	2	1.67"																									
YA8CL3-90	3		1.28"																								
YA8CL4-BOX	1	#6 AWG	† 10			1/4"	.45"	.54"	.08"	1.18"	Y1MR (1) MY29-3 (1) MY29-11 (1) MRC840 (1) Y2MR (1) Y81KFT (1) Y81KFTMBH (1) PAT81KFT-18V (1)	W5CVT (1) W5CRT (1) X5CRT (1) X8CART (1)	W5CVT (1) W5CRT (1) X5CRT (1) X8CART (1)	U5CRT (1)	Blue	7	7/8"										
YA8CL4-45	2			.81"																							
YA8CL4-90	3				1.16"																						
YA8CL-BOX	1			8-10	.41"	.44"	.08"	1.16"	W5CVT (1) W5CRT (1) X5CRT (1) X8CART (1)	W5CVT (1) W5CRT (1) X5CRT (1) X8CART (1)								U5CRT (1)	Blue	7	7/8"						
YA8CL-45	2							.71"																			
YA8CL-90	3																					.71"					
YA6CL-BOX	1							5/16"														.52"	.54"	.07"	1.24"	Y81KFTMBH (1) PAT81KFT-18V (1)	-
YA6CL-45	2			1.06"																							
YA6CL-90	3			.93"																							
YA6CL1-BOX	1			8-10	.41"	.54"	.09"		.99"	Y1MR (1) MY29-3 (1) MY29-11 (1) MRC840 (1) Y2MR (1) Y81KFT (1) Y81KFTMBH (1) PAT81KFT-18V (1)								W5CVT (1) W5CRT (1) X5CRT (1) X8CART (1)	W5CVT (1) W5CRT (1) X5CRT (1) X8CART (1)	U5CRT (1)	Blue				7		
YA6CL1-45	2	.89"																									
YA6CL1-90	3		.72"																								
YA6CL3-BOX	1	5/16"	.52"								.54"	.07"	1.24"	Y81KFTMBH (1) PAT81KFT-18V (1)	-	-	-										
YA6CL3-45	2			1.06"																							
YA6CL3-90	3			.93"																							

* Use PUADP-1 adapter with "U" dies in Y46 HYPRESS™.
 ** P-RT die sets for use in Y46 HYPRESS™ only, PUADP-1 adapter not required.
 *** The MM² conductor sizes listed are the recommendations for Class 2 conductor.

† The MM² conductor size listed is for both Class 2 and Class 5 conductor.
 ▲ See tooling section of this catalog for complete tool and die listings.

◆ For applications greater than 2000 Volts, consult cable manufacturer for voltage stress relief instructions.
 Note: All dimensions shown are for reference only.

ONE HOLE HYLUG™ CODE CONDUCTOR STANDARD BARREL (Continued)



C-12

Catalog Number	Fig #	Conductor		Stud Hole Size	Tongue Width	Figure Dimensions			Dieless (# of crimps)	▲ Installation Tooling				Wire Strip Length					
		AWG	MM²			(B)	(T)	(L)		Mechanical MD6, OUR840, MD7-34R	Hydraulic BCT500HS, Y500CTHS	Y35, Y39, Y750, Y46*, PAT750	Color Code		Die Index				
YA6CL4-BOX	1	#6 AWG		3/8"	.63"	.54"	.06"	1.28"	Y1MR (1) MY29-3 (1) MY29-11 (1) MRC840 (1) Y2MR (1) Y81KFT (1) Y81KFTMBH (1) PAT81KFT-18V (1)	W5CVT (1) W5CRT (1) X5CRT (1) X8CART (1)	W5CVT (1) W5CRT (1) X5CRT (1) X8CART (1)	U5CRT (1) UBCABT (1)	Blue	7	7/8"				
YA6CL4-45	2							1.17"											
YA6CL4-90	3							1.05"											
YA6CL6-BOX	1							1.60"											
YA6CL6-45	2							1.54"											
YA6CL6-90	3							1.30"											
YA5CL-BOX	1	#5 AWG		1/4"	.44"	.81"	.07"	1.65"	W5CVT (1) W5CRT (1) X5CRT (1)	W5CRT (1) X5CRT (1) W5CVT (1)	U5CRT (1)	Blue	7	7/8"					
YA5CL-45	2							1.31"											
YA5CL-90	3							.81"											
YA4CL-BOX	1	#4 AWG		1/4"	.50"	.81"	.09"	1.74"	Y1MR (2) MY29-3 (1) MY29-11 (1) MRC840 (1) Y2MR (2) Y644HS (1) Y81KFT (1) Y81KFTMBH (1) PAT81KFT-18V (1)	W4CVT (1) W4CRT (1) X4CRT (1)	W4CVT (1) W4CRT (1) X4CRT (1)	U4CRT (1) U6CABT (1)	Gray	8	7/8"				
YA4CL-45	2							1.44"											
YA4CL-90	3							.84"											
YA4CL1-BOX	1			8-10	.50"	.81"	.09"	1.58"											
YA4CL1-45	2							1.28"											
YA4CL1-90	3							.75"											
YA4CL3-BOX	1			5/16"	.58"	.81"	.08"	1.92"											
YA4CL3-45	2							1.68"											
YA4CL3-90	3							.96"											
YA4CL4-BOX	1							3/8"								.58"	.81"	.08"	1.92"
YA4CL4-45	2																		1.68"
YA4CL4-90	3																		1.08"
YA4CL6-BOX	1	1/2"	.71"	.81"	.06"	2.20"													
YA4CL6-45	2					2.02"													
YA4CL6-90	3					1.32"													
YA3CL	1	# 3 STR # 2 SOL	25	5/16"	.55"	.88"	.09"	1.88"	W3CRT (1)	W3CRT (1)	U3CRT (1)	White	9	15/16"					
YA3CL-45	2							1.76"											
YA3CL-90	3							.98"											
YA2CL2-BOX	1	#2 AWG	35	1/4"	.61"	.88"	.11"	1.88"	W2CVT (1) W2CRT (1) X2CRT (1)	W2CVT (1) W2CRT (1) X2CRT (1)	U2CRT (1)	Brown	10	15/16"					
YA2CL2-45	2							1.55"											
YA2CL2-90	3							.89"											
YA2CL-BOX	1			5/16"	.61"	.88"	.11"	1.93"											
YA2CL-45	2							1.62"											
YA2CL-90	3							1.01"											
YA2CL4-BOX	1			3/8"	.61"	.88"	.11"	2.06"											
YA2CL4-45	2							1.74"											
YA2CL4-90	3							1.14"											
YA2CL6-BOX	1			1/2"	.73"	.88"	.09"	2.32"											
YA2CL6-45	2							2.17"											
YA2CL6-90	3							1.37"											
YA1CL2	1	#1 AWG	50	1/4"	.68"	.88"	.10"	1.81"	Y1MR (2) MY29-3 (1) MY29-11 (1) MRC840 (1) Y644HS (1) Y81KFT (1) Y81KFTMBH (1) PAT81KFT-18V (1)	W1CVT (1) W1CRT-1 (1) X1CRT-1 (1)	W1CVT (1) W1CRT-1 (1) X1CRT-1 (1)	U1CRT-1 (1) U4CABT (1)	Green	11	15/16"				
YA1CL2-45	2							1.70"											
YA1CL2-90	3							.91"											
YA1CL-BOX	1			5/16"	.68"	.88"	.01"	1.94"											
YA1CL-45	2							1.82"											
YA1CL-90	3							1.03"											
YA1CL4-BOX	1			3/8"	.68"	.88"	.10"	2.06"											
YA1CL4-45	2							1.95"											
YA1CL4-90	3							1.16"											
YA1CL6-BOX	1			1/2"	.73"	.88"	.09"	2.37"											
YA1CL6-45	2							2.22"											
YA1CL6-90	3							1.40"											

* Use PUADP-1 adapter with "U" dies in Y46 HYPRESS™.
** P-RT die sets for use in Y46 HYPRESS™ only, PUADP-1 adapter not required.

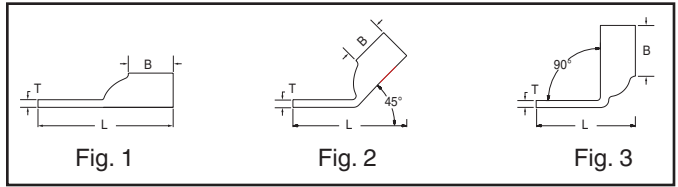
*** The MM² conductor sizes listed are the recommendations for Class 2 conductor.
▲ See tooling section of this catalog for complete tool and die listings.

◆ For applications greater than 2000 Volts, consult cable manufacturer for voltage stress relief instructions.
Note: All dimensions shown are for reference only.

BURNDY® Products FCI

Compression

ONE HOLE HYLUG™ CODE CONDUCTOR STANDARD BARREL (Continued)



Catalog Number	Fig #	Conductor		Stud Hole Size	Tongue Width	Figure Dimensions		▲ Installation Tooling						Wire Strip Length	
		AWG	MM ²			(B)	(T)	(L)	Dieless (# of crimps)	Mechanical MD6, OUR840, MD7-34R	Hydraulic BCT500HS, Y500CTHS	Y35, Y39, Y750, Y46*, PAT750	Color Code		Die Index
YA25L2-BOX	1	1/0 AWG	70	1/4"	.75"	.88"	.12"	1.84"	MY29-3 (1) MY29-11 (1) MRC840 (2) Y644HS (1) Y81KFT (1) Y81KFTMBH (1) PAT81KFT-18V (1)	W25VT (2) W25RT (2) X25RT (2)	W25VT (2) W25RT (2) X25RT (2)	U25RT (1) U2CABT (1)	Pink	12	15/16"
YA25L2-45	2							1.76"							
YA25L2-90	3							.94"							
YA25L4-BOX	1			3/8"	.75"	.88"	.12"	2.09"							
YA25L4-45	2							2.01"							
YA25L4-90	3							1.19"							
YA25L6-BOX	1			1/2"	.75"	.88"	.12"	2.34"							
YA25L6-45	2							2.26"							
YA25L6-90	3							1.44"							
YA25L-BOX	1			5/16"	.75"	.88"	.12"	1.96"							
YA25L-45	2							1.88"							
YA25L-90	3							1.07"							
YA26L2-BOX	1	2/0 AWG	70	1/4"	.83"	.94"	.12"	1.94"	MY29-3 (1) MY29-11 (1) MRC840 (2) Y644HS (1) Y81KFT (1) Y81KFTMBH (1) PAT81KFT-18V (1)	W26VT (2) W26RT (2) X26RT (2)	W26VT (2) W26RT (2) X26RT (2)	U26RT (1)	Black	13	1"
YA26L2-45	2							1.78"							
YA26L2-90	3							.96"							
YA26L3-BOX	1			5/16"	.83"	.94"	.12"	2.06"							
YA26L3-45	2							1.91"							
YA26L3-90	3							1.09"							
YA26L-BOX	1			3/8"	.83"	.94"	.12"	2.19"							
YA26L-45	2							2.03"							
YA26L-90	3							1.21"							
YA26L60	1			3/4"	.96"	.94"	.12"	2.96"							
YA26L60-45	2							2.77"							
YA26L60-90	3							1.89"							
YA26L6-BOX	1	1/2"	.83"	.94"	.12"	2.44"									
YA26L6-45	2					2.28"									
YA26L6-90	3					1.46"									
YA26L7-BOX	1	5/8"	.88"	.94"	.11"	2.69"									
YA26L7-45	2					2.50"									
YA26L7-90	3					1.71"									
YA26LNT516	1	5/16"	.62"	.94"	.13"	2.62"									
YA27L2-BOX	1	3/0 AWG	70	1/4"	1.00"	1.00"	.13"	2.04"	MY29-3 (1) MY29-11 (1) MRC840 (2) Y644HS (1) Y81KFT (2) Y81KFTMBH (2) PAT81KFT-18V (2)	W27VT (2) W27RT (2) X27RT (3)	W27VT (2) W27RT (2) X27RT (3)	U27RT (1)	Orange	14	1-1/16"
YA27L2-45	2							1.91"							
YA27L2-90	3							.99"							
YA27L3	1			5/16"	.91"	1.00"	.13"	2.16"							
YA27L3-45	2							2.03"							
YA27L3-90	3							1.12"							
YA27L4-BOX	1			3/8"	.91"	1.00"	.13"	2.29"							
YA27L4-45	2							1.91"							
YA27L4-90	3							.99"							
YA27L-BOX	1			1/2"	.91"	1.00"	.13"	2.54"							
YA27L-45	2							2.41"							
YA27L-90	3							1.49"							
YA27LNT38	1	3/8"	.76"	1.00"	.12"	2.71"									
YA28L17-BOX	1	4/0 AWG	70	5/8"	1.02"	.88"	.14"	2.71"	MY29-3 (1) MY29-11 (1) MRC840 (2) Y644HS (1) Y81KFT (2) Y81KFTMBH (2) PAT81KFT-18V (2)	W28VT (2) W28RT (2) X28RT (3)	W28VT (2) W28RT (2) X28RT (3)	U28RT (1)	Purple	15	1-1/8"
YA28L17-45	2							2.64"							
YA28L17-90	3							1.79"							
YA28L2-BOX	1			1/4"	1.02"	.88"	.14"	1.96"							
YA28L2-45	2	1.89"													

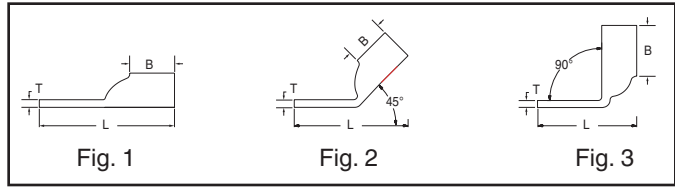
C-13

* Use PUADP-1 adapter with "U" dies in Y46 HYPRESS™.
** P-RT die sets for use in Y46 HYPRESS™ only, PUADP-1 adapter not required.

*** The MM² conductor sizes listed are the recommendations for Class 2 conductor.
▲ See tooling section of this catalog for complete tool and die listings.

◆ For applications greater than 2000 Volts, consult cable manufacturer for voltage stress relief instructions.
Note: All dimensions shown are for reference only.

ONE HOLE HYLUG™ CODE CONDUCTOR STANDARD BARREL (Continued)



C-14

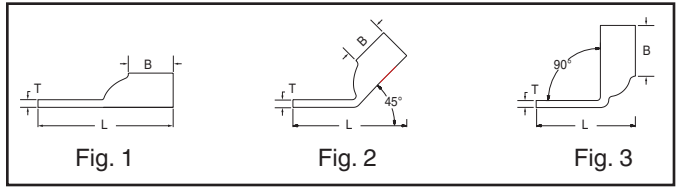
Catalog Number	Fig #	Conductor		Stud Hole Size	Tongue Width	Figure Dimensions			▲ Installation Tooling											
		AWG	MM²			(B)	(T)	(L)	Dieless (# of crimps)	Mechanical MD6, OUR840, MD7-34R	Hydraulic BCT500HS, Y500CTHS	Y35, Y39, Y750, Y46*, PAT750	Color Code	Die Index	Wire Strip Length					
YA28L2-90	3	4/0 AWG		1/4"	1.02"	.88"	.14"	1.04"	MY29-3 (1) MY29-11 (1) MRC840 (2) Y644HS (1) Y81KFT (2) Y81KFTMBH (2) PAT81KFT-18V (2)	W28VT (2) W28RT (2) X28RT (2)	W28VT (2) W28RT (2) X28RT (3)	U28RT (1)	Purple	15	1-1/8"					
YA28L3	1															2.08"				
YA28L3-45	2															5/16"	1.02"	.88"	.14"	2.01"
YA28L3-90	3															1.16"				
YA28L4-BOX	1															2.21"				
YA28L4-45	2															3/8"	1.02"	.88"	.14"	2.14"
YA28L4-90	3															1.29"				
YA28L56	1															2.90"				
YA28L56-45	2															3/4"	1.05"	.88"	.13"	2.81"
YA28L56-90	3															1.97"				
YA28L-BOX	1															2.46"				
YA28L-45	2															1/2"	1.02"	.88"	.14"	2.39"
YA28L-90	3															1.54"				
YA28LNT38	1															3/8"	.76"	.88"	.16"	2.79"
YA29L2	1	250 kcmil		1/4"	1.11"	1.06"	.16"	2.17"	MY29-3 (1) MY29-11 (1) Y644HS (1) Y81KFT (2) Y81KFTMBH (2) PAT81KFT-18V (2)	W29VT (2) X29RT (4)	W29VT (2) W29RT (2) X29RT (4)	U29RT (1)	Yellow	16	1-1/8"					
YA29L2-45	2															2.07"				
YA29L2-90	3															1.08"				
YA29L4	1															2.42"				
YA29L4-45	2															3/8"	1.11"	1.06"	.16"	2.32"
YA29L4-90	3															1.33"				
YA29L7	1															2.30"				
YA29L7-45	2															5/16"	1.11"	1.06"	.16"	2.20"
YA29L7-90	3															1.20"				
YA29LTC78	1															3.36"				
YA29LTC78-45	2															7/8"	1.11"	1.06"	.14"	3.23"
YA29LTC78-90	3															2.26"				
YA29LNT38	1															3/8"	.96"	1.06"	.16"	2.96"
YA29L-BOX	1															2.67"				
YA29L-45	2	1/2"	1.11"	1.06"	.16"	2.57"														
YA29L-90	3	1.58"																		
YA30L	1	300 kcmil	150	1/2"	1.20"	1.03"	.16"	2.69"	Y644HS (1) Y81KFT (2) Y81KFTMBH (2) PAT81KFT-18V (2)	W30VT (2)	W30VT (2) W30RT (2)	U30RT (2) U28ART (2)	White	17	1-1/16"					
YA30L-45	2															2.60"				
YA30L-90	3															1.61"				
YA30L1	1															2.31"				
YA30L1-45	2															5/16"	1.20"	1.03"	.16"	2.22"
YA30L1-90	3															1.24"				
YA30L24	1															2.44"				
YA30L24-45	2															3/8"	1.20"	1.03"	.16"	2.35"
YA30L24-90	3															1.36"				
YA30L27	1															3.37"				
YA30L27-45	2															7/8"	1.20"	1.03"	.16"	3.29"
YA30L27-90	3															2.30"				
YA30L28	1															3/4"	1.20"	1.03"	.16"	3.12"
YA30L7	1															2.94"				
YA30L7-45	2	5/8"	1.20"	1.03"	.16"	2.85"														
YA30L7-90	3	1.86"																		
YA31L	1	350 kcmil	185	1/2"	1.29"	1.06"	.18"	2.75"		W31VT (2)	W31VT (2) W31RT (2)	U31RT (2) U29ART (2)	Red	18	1-3/16"					
YA31L-45	2															2.75"				
YA31L-90	3															1.65"				

* Use PUADP-1 adapter with "U" dies in Y46 HYPRESS™.
** P-RT die sets for use in Y46 HYPRESS™ only, PUADP-1 adapter not required.

*** The MM² conductor sizes listed are the recommendations for Class 2 conductor.
▲ See tooling section of this catalog for complete tool and die listings.

◆ For applications greater than 2000 Volts, consult cable manufacturer for voltage stress relief instructions.
Note: All dimensions shown are for reference only.

ONE HOLE HYLUG™ CODE CONDUCTOR STANDARD BARREL (Continued)



Catalog Number	Fig #	Conductor		Stud Hole Size	Tongue Width	Figure Dimensions			Dieless (# of crimps)	▲ Installation Tooling				Wire Strip Length		
		AWG	*** MM²			(B)	(T)	(L)		Mechanical		Hydraulic			Color Code	Die Index
										MD6, OUR840, MD7-34R	BCT500HS, Y500CTHS	Y35, Y39, Y750, Y46*, PAT750				
YA31L11	1	350 kcmil	185	3/8"	1.29"	1.06"	.18"	2.50"	Y644HS (1) Y81KFT (2) Y81KFTMBH (2) PAT81KFT-18V (2)	W31VT (2)	W31VT (2) W31RT (2)	U31RT (2) U29ART (2)	Red	18	1-3/16"	
YA31L11-45	2															2.42"
YA31L11-90	3															1.40"
YA31L36	1															4.02"
YA31L36-45	2															4.02"
YA31L36-90	3															3.94"
YA31L7	1															3.00"
YA31L7-45	2															3.00"
YA31L7-90	3															1.90"
YA31LNT38																3/8"
YA32L	1	400 kcmil		5/8"	1.38"	1.19"	.19"	3.18"	W32VT (2)	W32VT (2) W32RT (2)	U32RT (2) U30ART (2)	Blue	19	1-1/4"		
YA32L-45	2														3.08"	
YA32L-90	3														1.95"	
YA32L1	1														2.93"	
YA32L1-45	2														2.83"	
YA32L1-90	3														1.70"	
YA32L14	1														2.68"	
YA32L14-45	2														2.58"	
YA32L14-90	3														1.45"	
YA32LTC78	1														3.62"	
YA32LTC78-45	2	3.52"														
YA32LTC78-90	3	2.38"														
YA33L	1	450 kcmil		5/8"	1.48"	1.50"	.21"	3.57"	W33VT (2)	W33VT (2) W33RT (2)	U33RT (2)	Gray	326	1-9/16"		
YA33L-45	2														3.30"	
YA33L-90	3														2.00"	
YA34L	1	500 kcmil	240	5/8"	1.55"	1.27"	.23"	3.37"	W34VT (2)	W34VT (2) W34RT (2)	U34RT (2) U31ART (2)	Brown	20	1-7/16"		
YA34L-45	2														3.30"	
YA34L-90	3			2.03"												
YA34L20	1			4.05"												
YA34L20-45	2			3.99"												
YA34L20-90	3			2.72"												
YA34L37	1			2.87"												
YA34L37-45	2			2.80"												
YA34L37-90	3			1.53"												
YA34L6	1			3.12"												
YA34L6-45	2			3.05"												
YA34L6-90	3			1.78"												
YA34L8	1			3.55"												
YA34L8-45	2			3.49"												
YA34L8-90	3			2.22"												
YA34L9	1			3.80"												
YA34L9-45	2	3.74"														
YA34L9-90	3	2.47"														
YA35L	1	550 kcmil		5/8"	1.65"	1.69"	.25"	3.81"	-	-	U35RT (2)	Yellow	21	1-3/4"		
YA35L-45	2														3.67"	
YA35L-90	3														2.08"	
YA36L11	1	600 kcmil	300	1/2"	1.74"	1.38"	.27"	3.29"	-	-	U36RT (2)	Green	22	1-3/4"		
YA36L	1														3.72"	
YA36L-45	2			3.51"												
YA36L-90	3			2.11"												

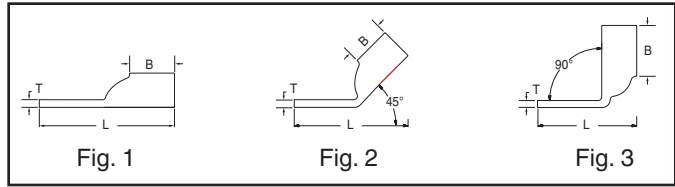
C-15

* Use PUADP-1 adapter with "U" dies in Y46 HYPRESS™.
** P-RT die sets for use in Y46 HYPRESS™ only, PUADP-1 adapter not required.

*** The MM² conductor sizes listed are the recommendations for Class 2 conductor.
▲ See tooling section of this catalog for complete tool and die listings.

◆ For applications greater than 2000 Volts, consult cable manufacturer for voltage stress relief instructions.
Note: All dimensions shown are for reference only.

ONE HOLE HYLUG™ CODE CONDUCTOR STANDARD BARREL (Continued)



C-16

Catalog Number	Fig #	Conductor		Stud Hole Size	Tongue Width	Figure Dimensions			Dieless (# of crimps)	▲ Installation Tooling				Wire Strip Length	
		AWG	MM²			(B)	(T)	(L)		Mechanical MD6, OUR840, MD7-34R	Hydraulic		Color Code		Die Index
											BCT500HS, Y500CTHS	Y35, Y39, Y750, Y46*, PAT750			
YA36LTC78	1	600 kcmil	300	7/8"	1.74"	1.38"	.27"	3.97"	Y644HS (1) Y81KFT (2) Y81KFTMBH (2)	-	-	U36RT (2) U32ART (2)	Green	22	1-3/4"
YA36LTC78-45	2							3.95"							
YA36LTC78-90	3							2.55"							
YA37L	1	650 kcmil		5/8"	1.80"	1.39"	.27"	3.57"	-	-	U37RT (2)	Orange	23	1-15/16"	
YA37L-45	2							3.55"							
YA37L-90	3							2.14"							
YA37L1	1	700 kcmil		5/8"	1.84"	1.45"	.27"	3.76"	-	-	U38RT (2)	Pink	400	1-15/16"	
YA38L	1							3.66"							
YA38L-90	2							3.60"							
YA38L-45	3	750 kcmil		5/8"	1.91"	1.42"	.27"	2.15"	Y644HS (1) Y81KFT (3) Y81KFTMBH (3) PAT81KFT-18V (3)	-	-	U39RT (2) P39RT (2) **	Black	24	1-15/16"
YA39L	1							3.67"							
YA39L-45	2							3.61"							
YA39L-90	3	7/8"	1.91"	1.42"	.27"	.27"	.27"	2.17"	-	-	P40RT(3) **	Orange	25	1-15/16"	
YA39L2	1							4.10"							
YA39L2-45	2							4.05"							
YA39L2-90	3	1-1/4"	1.91"	1.42"	.27"	.27"	.27"	2.61"	Y644HS (1) Y81KFT (3) Y81KFTMBH (3) PAT81KFT-18V (3)	-	-	P44RT(3) **	White	27	1-15/16"
YA39L9	1							4.85"							
YA39L9-45	2							4.80"							
YA39L9-90	3	3/8"	1.12"	1.42"	.27"	.27"	.27"	3.36"	-	-	P44RT(3) **	White	27	1-15/16"	
YA39LNT38	1							4.70"							
YA39L6	1							3.41"							
YA39L6-45	2	1/2"	1.91"	1.42"	.27"	.27"	.27"	3.36"	Y644HS (1) Y81KFT (3) Y81KFTMBH (3) PAT81KFT-18V (3)	-	-	P44RT(3) **	White	27	1-15/16"
YA39L6-90	3							1.92"							
YA40L	1							3.81"							
YA40L-45	2	800 kcmil	400	5/8"	1.98"	1.42"	.30"	3.69"	Y644HS (1) Y81KFT (3) Y81KFTMBH (3) PAT81KFT-18V (3)	-	-	P40RT(3) **	Orange	25	1-15/16"
YA40L-90	3							2.21"							
YA41L	1							4.15"							
YA41L-45	2	850 kcmil		5/8"	2.01"	1.88"	.31"	4.03"	Y644HS (1) Y81KFT (3) Y81KFTMBH (3) PAT81KFT-18V (3)	-	-	-	Gold	26	1-15/16"
YA41L-90	3							2.23"							
YA41L	1							4.04"							
YA44L	1	1000 kcmil	500	5/8"	2.19"	1.65"	.33"	4.01"	Y644HS (1) Y81KFT (3) Y81KFTMBH (3) PAT81KFT-18V (3) PAT644-18V (1)	-	-	P44RT(3) **	White	27	1-15/16"
YA44L-45	2							4.01"							
YA44L-90	3							2.32"							
YA44L2	1	1250 kcmil		3/4"	2.49"	1.65"	.33"	3.98"	-	-	P45RT(3) **	Yellow	29	2-1/16"	
YA44L23	1							1"							4.73"
YA-45L	1							4.68"							
YA-45L-45	2	1300 kcmil		3/4"	2.46"	2.00"	.38"	4.64"	-	-	P45RT(3) **	Yellow	29	2-1/16"	
YA-45L-90	3							2.62"							
YA-453L	1							4.71"							
YA-453L-45	2	1500 kcmil		3/4"	2.53"	2.00"	.39"	4.68"	-	-	-	Orange	30	2-1/16"	
YA-453L-90	3							2.65"							
YA46L	1							4.78"							
YA46L-45	2	1750 kcmil		3/4"	2.69"	2.00"	.40"	4.75"	-	-	P46RT (3) **	Green	31	2-1/16"	
YA46L-90	3							2.71"							
YA47L	1							5.05"							
YA47L-45	2	2000 kcmil		3/4"	2.90"	2.19"	.42"	5.00"	-	-	-	Gray	33	2-1/4"	
YA47L-90	3							2.79"							
YA48L	1							5.19"							
YA48L-45	2	3/4"		3/4"	3.10"	2.25"	.46"	5.19"	-	-	-	Brown	34	2-1/4"	
YA48L-90	3							2.89"							

* Use PUADP-1 adapter with "U" dies in Y46 HYPRESS™.
** P-RT die sets for use in Y46 HYPRESS™ only, PUADP-1 adapter not required.

*** The MM² conductor sizes listed are the recommendations for Class 2 conductor.
▲ See tooling section of this catalog for complete tool and die listings.

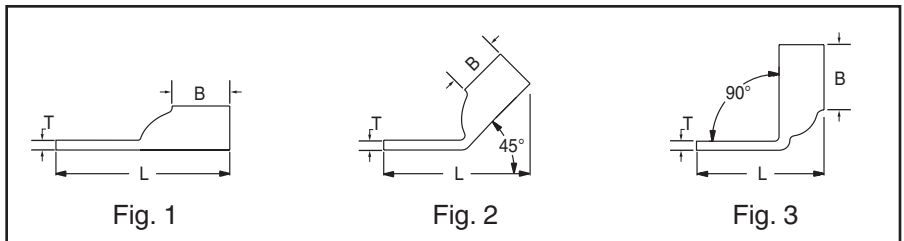
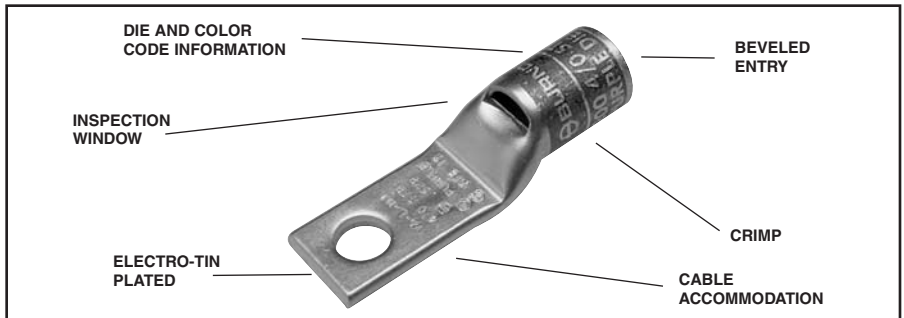
◆ For applications greater than 2000 Volts, consult cable manufacturer for voltage stress relief instructions.
Note: All dimensions shown are for reference only.

ONE HOLE HYLUG™ CODE CONDUCTOR STANDARD BARREL NARROW TONGUE

TYPES YA-L-NT

COPPER COMPRESSION NARROW TONGUE TERMINAL

UL Listed 90° C,
600 Volts to 35 KV ◆



C-17

Catalog Number	Fig #	Conductor		Stud Hole Size	Tongue Width	Figure Dimensions			**** Dieless (# of crimps)	▲ Installation Tooling				Wire Strip Length				
		AWG	*** MM ²			(B)	(T)	(L)		Mechanical MD6, OUR840, MD7-34R	Hydraulic BCT500HS, Y500CTHS	Y35, Y39, Y750, Y46*, PAT750	Color Code		Die Index			
YA8CLNT6	1	#8 AWG	** 10	6	.29"	.44"	.09"	1.08"	Y8MRB-1 (1) Y2MR (1) MY29-3 (1) MY29-11 (1) MRC840 (1) Y81KFT (1) Y81KFTMBH (1) PAT81KFT-18V (1)	W8CVT (1)	X8CRT (1)	U8CRT (1)	Red	49	1/2"			
YA6CLNT6	1	#6 AWG	-	6	.29"	.54"	.09"	1.17"	Y1MR (1) Y2MR (1) MY29-3 (1) MY29-11 (1) MRC840	W5CVT (1)	X5CRT (1)	U5CRT (1)	Blue	7	7/8"			
YA4CLNT10	1	#4 AWG	-	# 10	.40"	.81"	.09"	1.73"		W4CVT (1)	X4CRT (1)	U4CRT (1)	Gray	8	7/8"			
YA3CLNT516	1	#3 AWG #2 SOL	25	5/16"	.49"	.88"	.09"	1.80"	Y644HS (1) Y81KFT (1) Y81KFTMBH (1) PAT81KFT-18V (1)	W3CVT (1)	W3CVT (1)	U3CRT (1)	White	9	15/16"			
YA2CLNT10	1	#2 AWG	35	# 10	.48"	.88"	.11"	1.80"		W2CVT (1)	X2CRT (1)	U2CRT (1)	Brown	10	15/16"			
YA2CLNT14	1			1/4"	.50"	.88"	.11"	1.80"										
YA2CLNT516	1	#2 AWG	35	5/16"	.49"	.88"	.11"	1.82"	Y81KFT (1) Y81KFTMBH (1) PAT81KFT-18V (1)	W26VT (2)	X26RT (2)	U26RT (1)	Black	13	1"			
YA1CLNT10	1	#1 AWG	50	# 10	.50"	.88"	.10"	2.23"	MY29-3 (1) MY29-11 (1) MRC840	W1CVT (1)	X1CRT (1)	U1CRT (1)	Green	11	15/16"			
YA1CLNT14	1			1/4"	.50"	.88"	.10"	2.23"										
YA25LNT10	1	1/0 AWG	-	# 10	.62"	.88"	.12"	2.28"	Y644HS (1) Y81KFT (1) Y81KFTMBH (1) PAT81KFT-18V (1)	W25VT (2)	X25RT (2)	U25RT (1)	Pink	12	15/16"			
YA25LNT516	1			5/16"	.62"	.88"	.12"	2.28"										
YA26LNT10	1	2/0 AWG	70	# 10	.62"	.94"	.13"	2.62"	Y81KFT (1) Y81KFTMBH (1) PAT81KFT-18V (1)	W26VT (2)	X26RT (2)	U26RT (1)	Black	13	1"			
YA26LNT516	1			5/16"	.62"	.94"	.13"	2.62"										
YA26LNT516U	1			-	.62"	.94"	.13"	2.62"										
YA26LNT38	1			3/8"	.72"	.94"	.12"	2.48"										
YA27LNT38	1	3/0 AWG	-	3/8"	.76"	1.00"	.12"	2.73"	Y644HS (1) Y81KFT (2) Y81KFTMBH (2) PAT81KFT-18V (2)	W27VT (2)	X27RT (3)	U27RT (1)	Orange	14	1-1/16"			
YA28LNT38	1	4/0 AWG	-	3/8"	.76"	.88"	.14"	2.67"		W28VT (2)	X28RT (3)	U28RT (1)	Purple	15	1-1/8"			
YA29LNT38	1	250 kcmil	-	3/8"	.96"	1.06"	.16"	2.96"		W29VT (2)	X29RT (4)	U29RT (1)	Yellow	16	1-1/8"			
YA29LNT38	1				.76"	1.06"	.16"	2.96"		W29VT (2)	X29RT (4)	U29RT (1)	Yellow	16	1-1/8"			
YA30LNT38	1				300 kcmil	150	3/8"	.96"		1.03"	.16"	2.97"	W30VT (4)	-	U30RT (2)	White	17	1-1/8"
YA31LNT38	1				350 kcmil	185	3/8"	.96"		1.06"	.18"	3.31"	W31VT (4)	-	U31RT (2)	Red	18	1-3/16"
YA32LNT38	1	400 kcmil	-	3/8"	.96"	1.19"	.20"	3.21"		W32VT (4)	-	U32RT (2)	Blue	19	1-1/4"			
YA34LNT38	1	500 kcmil	240	3/8"	.96"	1.27"	.23"	3.65"		W34VT (4)	-	U34RT (2)	Brown	20	1-7/16"			
YA36LNT38	1	600 kcmil	300	3/8"	1.12"	1.38"	.27"	4.09"		-	-	U36RT (2)	Green	22	1-3/4"			
YA39LNT38	1	750 kcmil	-	3/8"	1.12"	1.42"	.27"	4.24"		Y81KFT (3) Y81KFTMBH (3) PAT81KFT-18V (3)	-	-	U39RT (2)	Black	24	1-15/16"		

* Use PUADP-1 adapter with "U" dies in Y46 HYPRESS™.
** The MM² conductor size listed is for Class 2 and Class 5 conductor.
*** The MM² conductor sizes listed are the recommendations for Class 2 conductor.

**** Y644M is not recommended for standard barrel length #6 AWG HYLUGS.
▲ See tooling section of this catalog for complete tool and die listings. Use ONLY color-coded die recommendations for "FX" connectors. For nest/indenter system contact factory.

◆ For applications greater than 2000 Volts consult cable manufacturer for voltage stress relief instructions.
Note: All dimensions shown are for reference only.

BURNDY® Products FCI

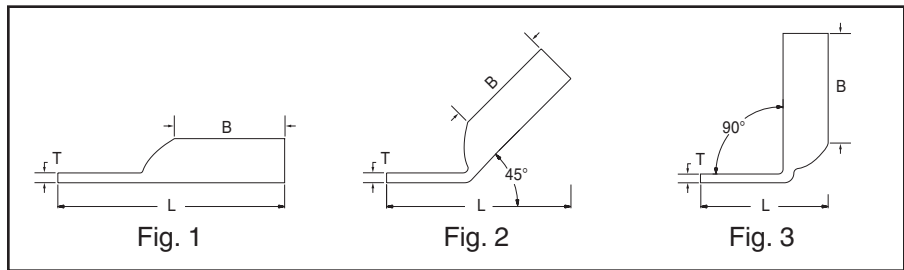

Compression

ONE HOLE HYLUG™ CODE CONDUCTOR LONG BARREL

TYPES YA, YA-TC

UNINSULATED COPPER COMPRESSION TERMINAL

UL Listed 90° C,
600 Volts to 35 KV ◆



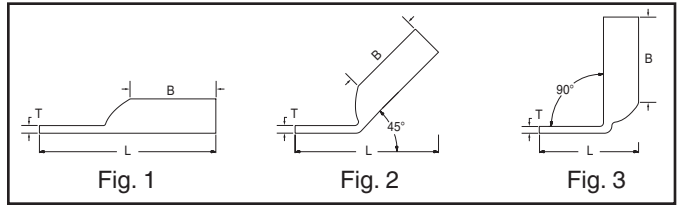
Catalog Number	Fig #	Conductor		Stud Hole Size	Tongue Width	Figure Dimensions			Dieless (# of crimps)	▲ Installation Tooling				Wire Strip Length														
		AWG	MM ²			(B)	(T)	(L)		Mechanical		Hydraulic			Color Code	Die Index												
										MD6, OUR840, MD7-34R	BCT500HS, Y500CTHS	Y35, Y39, Y750 Y46*, PAT750																
YA8C-TC10	1	#8 AWG	† 10	# 10	.38"	.81"	.08"	1.57"	MRC840 (2) Y8MBR-1 (1) Y2MR (2) Y1MR (2) Y81KFT (1) Y81KFTMBH (1) PAT81KFT-18V (1)	W8CVT (2) W8CRT (2) X8CRT (2)	X8CRT (2) W8CVT (2) W8CRT (2)	U8CRT (2)	Red	49	1"													
YA8C-TC10-45	2							1.46"																				
YA8C-TC10-90	3							.68"																				
YA8C-TC14	1							1.69"																				
YA8C-TC14-45	2							1.57"																				
YA8C-TC14-90	3							.86"																				
YA8C-TC38	1							1.88"																				
YA8C-TC38-45	2							1.71"																				
YA8C-TC38-90	3							1.04"																				
YA6C-TC10	1	#6 AWG	-	# 10	.41"	1.12"	.09"	1.89"	MRC840 (2) MY29-3 (2) MY29-11 (2) Y2MR (2) Y644HS (1) Y1MR (2) Y81KFT (1) Y81KFTMBH (1) PAT81KFT-18V (1)	W5CVT (2) W5CRT (2) X5CRT (2) X8CART (2)	W5CVT (2) W5CRT (2) X5CRT (2) X8CART (2)	U5CRT (2) U8CABT (2)	Blue	7	1-3/16"													
YA6C-TC10-45	2							1.72"																				
YA6C-TC10-90	3							.75"																				
YA6C-N	1							2.64"																				
YA6C-N-45	2							2.53"																				
YA6C-N-90	3							1.52"																				
YA6C	1							1.81"																				
YA6C-45	2							1.24"																				
YA6C-90	3							.81"																				
YA5C	1							#5 AWG								-	1/4"	.44"	1.12"	.07"	1.98"	MRC840 (2) MY29-3 (2) MY29-11 (2) Y2MR (2) Y644HS (1) Y81KFT (1) Y81KFTMBH (1) PAT81KFT-18V (1)	W5CVT (2) W5CRT (2) X5CRT (2)	W5CVT (2) W5CRT (2) X5CRT (2)	U5CRT (2)	Blue	7	1-3/16"
YA5C-45	2																				1.75"							
YA5C-90	3																				.81"							
YA5C-N	1	2.67"																										
YA5C-N-45	2	2.55"																										
YA5C-N-90	3	1.52"																										
YA4C-TC10	1	#4 AWG	-	# 10	.49"	1.12"	.09"		1.94"	MRC840 (2) MY29-3 (2) MY29-11 (2) Y2MR (4) Y644HS (1) Y81KFT (1) Y81KFTMBH (1) PAT81KFT-18V (1)	W4CVT (2) W4CRT (2) X4CRT (2)	W4CVT (2) W4CRT (2) X4CRT (2)	U4CRT (2) U6CABT (2)	Gray	8						1-3/16"							
YA4C-TC10-45	2								1.94"																			
YA4C-TC10-90	3								1.75"																			
YA4C	1							1.87"																				
YA4C-45	2							1.52"																				

* Use PUADP-1 adapter with "U" dies in Y46 HYPRESS™.
 ** P-RT die sets for use in Y46 HYPRESS™ only, PUADP-1 adapter not required.
 *** The MM² conductor sizes listed are the recommendations for Class 2 conductor.

† The MM² conductor size listed is for Class 2 and Class 5 conductor.
 ▲ See tooling section of this catalog for complete tool and die listings. Use ONLY color coded die recommendations for "FX" connectors. For nest/indenter system contact factory.

• Available undrilled. Add suffix "U" to catalog number (example: YA25U).
 ◆ For applications greater than 2000 Volts consult cable manufacturer for voltage stress relief instructions.
Note: All dimensions shown are for reference only.

ONE HOLE HYLUG™ CODE CONDUCTOR LONG BARREL (Continued)



Catalog Number	Fig #	Conductor		Stud Hole Size	Tongue Width	Figure Dimensions			Dieless (# of crimps)	▲ Installation Tooling				Wire Strip Length								
		AWG	MM²			(B)	(T)	(L)		Mechanical MD6, OUR840, MD7-34R	Hydraulic BCT500HS, Y500CTHS	Y35, Y39, Y750, Y46*, PAT750	Color Code		Die Index							
YA4C-90	3	#4 AWG	-	1/4"	.56"	1.12"	.09"	.84"	MRC840 (2)	W4CVT (2) W4CRT (2) X4CRT (2)	W4CVT (2) W4CRT (2) X4CRT (2)	U4CRT (2) U6CABT (2)	Gray	8	1-3/16"							
YA4C-TC38	1							2.25"	MY29-3 (2)													
YA4C-TC38-45	2			2.02"	MY29-11 (2)																	
YA4C-TC38-90	3			1.08"	Y2MR (4)																	
YA4C-N	1			2.69"	Y644HS (1)																	
YA4C-N-45	2			2.56"	Y1MR (4)																	
YA4C-N-90	3	1/2"	.83"	1.12"	.12"	1.54"	Y81KFT (1) Y81KFTMBH (1) PAT81KFT-18V (1)															
YA3C-TC14	1	#3 AWG	25	1/4"	.55"	1.25"	.09"	2.23"	W3CRT (2)	W3CRT (2)	U3CRT (2)	White	9	1-1/2"								
YA3C-TC14-45	2							1.99"							MY29-3 (2)							
YA3C-TC14-90	3			.92"	MY29-11 (2)																	
YA3C	1			2.30"	Y644HS (1)																	
YA3C-45	2			2.05"	Y81KFT (2)																	
YA3C-90	3			.98"	Y81KFTMBH (2)																	
YA3C-TC38	1			2.42"	PAT81KFT-18V (2)																	
YA3C-TC38-45	2			2.16"																		
YA3C-TC38-90	3			1.10"																		
YA3CN	1			2.86"																		
YA3CN-45	2			2.68"																		
YA3CN-90	3			1.56"																		
YA2C-TC10	1	#2 AWG	35	# 10	.61"	1.25"	.11"	2.10"	W2CVT (2) W2CRT (2) X2CRT (2)	W2CVT (2) W2CRT (2) X2CRT (2)	U2CRT (2)	Brown	10	1-5/16"								
YA2C-TC10-45	2							1.90"							Y1MR (4)							
YA2C-TC10-90	3			.82"	MRC840 (2)																	
YA2C-TC14	1			2.23"	MY29-3 (2)																	
YA2C-TC14-45	2			2.02"	MY29-11 (2)																	
YA2C-TC14-90	3			.95"	Y2MR (4)																	
YA2C	1			2.29"	Y644HS (1)																	
YA2C-45	2			2.09"	Y81KFT (2)																	
YA2C-90	3			1.01"	Y81KFTMBH (2)																	
YA2C-N	1			2.88"	PAT81KFT-18V (2)																	
YA2C-N-45	2			2.70"																		
YA2C-N-90	3			1.58"																		
YA1C-TC10	1	#1 AWG	50	# 10	.68"	1.38"	.10"	2.27"	W1CVT (2) W1CRT-1 (2) X1CRT-1 (2)	W1CVT (2) W1CRT-1 (2) X1CRT-1 (2)	U1CRT-1 (2) U4CABT (2)	Green	11	1-7/16"								
YA1C-TC10-45	2							2.00"							Y1MR (4)							
YA1C-TC10-90	3			.84"	MRC840 (2)																	
YA1C	1			2.45"	MY29-3 (2)																	
YA1C-45	2			2.19"	MY29-11 (2)																	
YA1C-90	3			1.03"	Y644HS (1)																	
YA1C-N	1			3.06"	Y81KFT (2)																	
YA1C-N-45	2			2.82"	Y81KFTMBH (2)																	
YA1C-N-90	3			1.60"	PAT81KFT-18V (2)																	
YA25TC10	1			1/0 AWG	-	# 10	.75"	1.38"							.12"	2.30"	W25VT (4) W25RT (4) X25RT (4)	W25VT (4) W25RT (4) X25RT (4)	U25RT (2) U2CABT (2)	Pink	12	1-7/16"
YA25TC10-45	2															2.06"						
YA25TC10-90	3					.88"	MY29-3 (2)															
YA25	1	2.48"	MY29-11 (2)																			
YA25-45	2	2.25"	Y644HS (1)																			
YA25-90	3	1.07"	Y81KFT (2)																			
YA25TC38	1	2.61"	Y81KFTMBH (2)																			
YA25TC38-45	2	2.37"	PAT81KFT-18V (2)																			
YA25TC38-90	3	1.19"																				

* Use PUADP-1 adapter with "U" dies in Y46 HYPRESS™.
** P-RT die sets for use in Y46 HYPRESS™ only, PUADP-1 adapter not required.

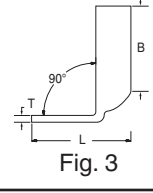
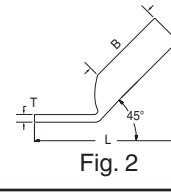
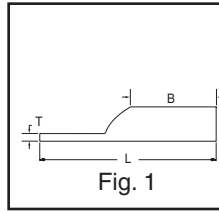
*** The MM² conductor sizes listed are the recommendations for Class 2 conductor.
▲ See tooling section of this catalog for complete tool and die listings. Use ONLY color coded die recommendations for "FX" connectors. For nest/indenter system contact factory.

• Available undrilled. Add suffix "U" to catalog number (example: YA25U).
◆ For applications greater than 2000 Volts consult cable manufacturer for voltage stress relief instructions.
Note: All dimensions shown are for reference only.

BURNDY® Products FCI

Compression

ONE HOLE HYLUG™ CODE CONDUCTOR LONG BARREL (Continued)



C-20

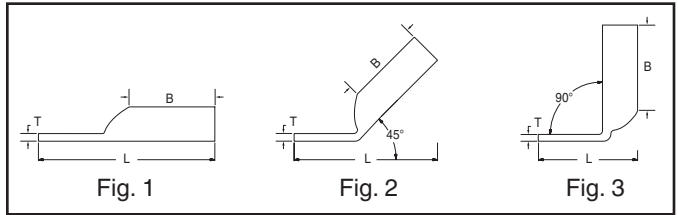
Catalog Number	Fig #	Conductor		Stud Hole Size	Tongue Width	Figure Dimensions			▲ Installation Tooling				Wire Strip Length			
		AWG	*** MM²			(B)	(T)	(L)	Dieless (# of crimps)	Mechanical		Hydraulic		Color Code	Die Index	
										MD6, OUR840, MD7-34R	BCT500HS, Y500CTHS	Y35, Y39, Y750, Y46*, PAT750				
YA25N	1	1/0 AWG	-	1/2"	.81"	1.38"	.11"	3.05"	MRC840 (4)	W25VT (4) W25RT (4) X25RT (4)	W25VT (4) W25RT (4) X25RT (4)	U25RT (2) U2CABT (2)	Pink	12	1-7/16"	
YA25N-45	2								MY29-3 (2)							
YA25N-90	3								MY29-11 (2) Y644HS (1) Y81KFT (2) Y81KFTMBH (2) PAT81KFT-18V (2)							
YA26	1	2/0 AWG	70	3/8"	.83"	1.50"	.12"	2.77"	MRC840 (4)	W26VT (4) W26RT (4) X26RT (4)	W26VT (4) W26RT (4) X26RT (4)	U26RT (2)	Black	13	1-9/16"	
YA26-45	2							MY29-3 (2)								
YA26-90	3			MY29-11 (2)												
YA26N	1			1/2"	.83"	1.50"	.12"	3.21"	Y644HS (1)							
YA26N-45	2							Y81KFT (2)								
YA26N-90	3	Y81KFTMBH (2) PAT81KFT-18V (2)														
YA27	1	3/0 AWG	-	1/2"	.91"	1.50"	.13"	3.06"	MRC840 (4)	W27VT (4) W27RT (4) X27RT (6)	W27VT (4) W27RT (4) X27RT (6)	U27RT (2)	Orange	14	1-9/16"	
YA27-45	2							MY29-3 (2)								
YA27-90	3							MY29-11 (2) Y644HS (1) Y81KFT (2) Y81KFTMBH (2) PAT81KFT-18V (2)								
YA28TC38	1	4/0 AWG	-	3/8"	1.02"	1.62"	.14"	2.98"	MRC840 (4)	W28VT (4) W28RT (4) X28RT (6)	W28VT (4) W28RT (4) X28RT (6)	U28RT (2)	Purple	15	1-1/16"	
YA28TC38-45	2							MY29-3 (2)								
YA28TC38-90	3							MY29-11 (2)								
YA28	1			1/2"	1.02"	1.62"	.14"	3.23"	Y644HS (1)							
YA28-45	2							Y81KFT (2)								
YA28-90	3							Y81KFTMBH (2) PAT81KFT-18V (2)								
YA29	1	250 kcmil	-	1/2"	1.11"	1.62"	.16"	3.26"	MY29-3 (2)	W29VT (4) X29RT (8)	W29VT (4) W29RT (4) X29RT (8)	U29RT (2)	Yellow	16	1-1/16"	
YA29-45	2							MY29-11 (2)								
YA29-90	3							Y644HS (1) Y81KFT (2) Y81KFTMBH (2) PAT81KFT-18V (2)								
YA30	1	300 kcmil	150	1/2"	1.20"	2.00"	.16"	3.69"	Y644HS (1)	W30VT (4)	W30VT (4) W30RT (4)	U30RT (4) U28ART (4)	White	17 or 298	2-1/16"	
YA30-45	2							Y81KFT (3)								
YA30-90	3							Y81KFTMBH (3) PAT81KFT-18V (3)								
YA31	1	350 kcmil	185	1/2"	1.29"	2.00"	.18"	3.73"	Y644HS (1)	W31VT (4)	W31VT (4) W31RT (4)	U31RT (4) U29ART (4)	Red	18 or 324	2-1/16"	
YA31-45	2							Y81KFT (3)								
YA31-90	3							Y81KFTMBH (3) PAT81KFT-18V (3)								
YA32N	1	400 kcmil	-	1/2"	1.38"	2.12"	.19"	4.09"	Y644HS (1)	W32VT (4)	W32VT (4) W32RT (4)	U32RT (4) U30ART (4)	Blue	19 or 470	2-3/16"	
YA32N-45	2							Y81KFT (3)								
YA32N-90	3							Y81KFTMBH (3) PAT81KFT-18V (3)								
YA32	1			5/8"	1.38"	2.12"	.19"	4.15"	Y81KFTMBH (3)							
YA32-45	2							Y81KFT (3)								
YA32-90	3							Y81KFTMBH (3) PAT81KFT-18V (3)								

* Use PUADP-1 adapter with "U" dies in Y46 HYPRESS™.
** P-RT die sets for use in Y46 HYPRESS™ only, PUADP-1 adapter not required.

*** The MM² conductor sizes listed are the recommendations for Class 2 conductor.
▲ See tooling section of this catalog for complete tool and die listings. Use ONLY color coded die recommendations for "-FX" connectors. For nest/indentor system contact factory.

• Available undrilled. Add suffix "U" to catalog number (example: YA25U).
◆ For applications greater than 2000 Volts consult cable manufacturer for voltage stress relief instructions.
Note: All dimensions shown are for reference only.

ONE HOLE HYLUG™ CODE CONDUCTOR LONG BARREL (Continued)



Catalog Number	Fig #	Conductor		Stud Hole Size	Tongue Width	Figure Dimensions			▲ Installation Tooling							
		AWG	MM²			(B)	(T)	(L)	Dieless (# of crimps)	Mechanical		Hydraulic		Color Code	Die Index	Wire Strip Length
										MD6, OUR840, MD7-34R	BCT500HS, Y500CTHS	Y35, Y39, Y750, Y46*, PAT750				
YA33	1	450 kcmil	-	5/8"	1.48"	2.13"	.21"	4.24"	Y644HS (1) Y81KFT (4) Y81KFTMBH (4) PAT81KFT-18V (4)	-	-	-	Gray	326 or 538	2-5/16"	
YA33-45	2							3.87"								
YA33-90	3							2.00"								
YA33-N	1			1/2"	1.48"	2.13"	.21"	4.17"								
YA33-N-45	2							3.81"								
YA33-N-90	3							1.94"								
YA34N	1	500 kcmil	240	1/2"	1.52"	2.25"	.23"	4.32"	W34VT (4) W34RT (4)	W34VT (4) W34RT (4)	U34RT (4) U31ART (4)	Brown	20 or 299	2-5/16"		
YA34N-45	2							3.96"								
YA34N-90	3							1.97"								
YA34	1			5/8"	1.52"	2.25"	.23"	4.39"								
YA34-45	2							4.02"								
YA34-90	3							2.03"								
YA35	1	550 kcmil	-	5/8"	1.65"	2.63"	.25"	4.79"	-	-	U35RT (4)	Yellow	21	2-11/16"		
YA35-45	2							4.37"								
YA35-90	3							2.08"								
YA35-N	1			1/2"	1.65"	2.63"	.25"	4.73"								
YA35-N-45	2							4.30"								
YA35-N-90	3							2.01"								
YA36N	1	600 kcmil	300	1/2"	1.69"	2.69"	.27"	4.83"	-	-	U36RT (4) U32ART (4)	Green	22 or 472	2-3/4"		
YA36N-45	2							4.41"								
YA36N-90	3							2.05"								
YA36	1			5/8"	1.69"	2.69"	.27"	4.90"								
YA36-45	2							4.47"								
YA36-90	3							2.11"								
YA37	1	650 kcmil	-	5/8"	1.80"	2.81"	.27"	5.05"	-	-	U37RT (4)	Orange	23	2-7/8"		
YA37-45	2							4.59"								
YA37-90	3							2.14"								
YA37-N	1			1/2"	1.80"	2.81"	.27"	4.98"								
YA37-N-45	2							4.53"								
YA37-N-90	3							2.08"								
YA38	1	700 kcmil	-	5/8"	1.84"	2.81"	.27"	5.07"	-	-	U38RT (4)	Pink	400	2-7/8"		
YA38-45	2							4.60"								
YA38-90	3							2.15"								
YA38-N	1			1/2"	1.84"	2.81"	.27"	5.01"								
YA38-N-45	2							4.53"								
YA38-N-90	3							2.08"								
YA39N	1	750 kcmil	-	1/2"	1.89"	2.88"	.27"	5.11"	-	-	U39RT (4) P39RT (4) **	Black	24	2-15/16"		
YA39N-45	2							4.62"								
YA39N-90	3							2.11"								
YA39	1			5/8"	1.89"	2.88"	.27"	5.17"								
YA39-45	2							4.68"								
YA39-90	3							2.17"								
YA40	1	800 kcmil	400	5/8"	1.98"	2.94"	.30"	5.25"	-	-	P40RT (4) **	Orange	25	3"		
YA40-45	2							4.80"								
YA40-90	3							2.21"								
YA40-N	1			1/2"	1.98"	2.94"	.30"	5.19"								
YA40-N-45	2							4.74"								
YA40-N-90	3							2.15"								

* Use PUADP-1 adapter with "U" dies in Y46 HYPRESS™.
 ** P-RT die sets for use in Y46 HYPRESS™ only, PUADP-1 adapter not required.
 *** The MM² conductor sizes listed are the recommendations for Class 2 conductor.

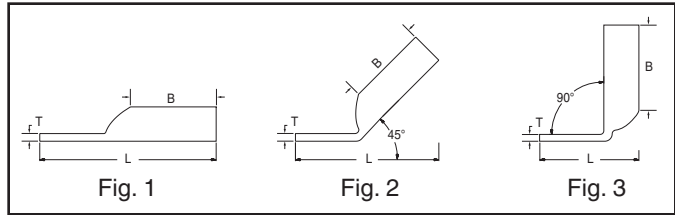
▲ See tooling section of this catalog for complete tool and die listings. Use ONLY color coded die recommendations for "FX" connectors. For nest/indenter system contact factory.
 • Available undrilled. Add suffix "U" to catalog number (example: YA25U).

◆ For applications greater than 2000 Volts consult cable manufacturer for voltage stress relief instructions.
 Note: All dimensions shown are for reference only.

BURNDY® Products FCI

Compression

ONE HOLE HYLUG™ CODE CONDUCTOR LONG BARREL (Continued)



C-22

Catalog Number	Fig #	Conductor		Stud Hole Size	Tongue Width	Figure Dimensions			▲ Installation Tooling					Wire Strip Length	
		AWG	MM ²			(B)	(T)	(L)	Dieless (# of crimps)	Mechanical	Hydraulic		Color Code		Die Index
										MD6, OUR840, MD7-34R	BCT500HS, Y500CTHS	Y35, Y39, Y750, Y46*, PAT750			
YA41	1	850 kcmil	-	5/8"	2.01"	2.94"	.31"	5.26"	Y644HS (1) Y81KFT (4)	-	-	-	Gold	26	3"
YA41-45	2							4.82"							
YA41-90	3							2.23"							
YA41-N	1			1/2"	2.01"	2.91"	.31"	5.20"							
YA41-N-45	2							4.76"							
YA41-N-90	3							2.17"							
YA44	1	1000 kcmil	500	5/8"	2.17"	3.00"	.33"	5.45"	Y81KFTMBH (4) PAT81KFT-18V (4)	-	-	P44RT (4) **	White	27	3-1/16"
YA44-45	2							5.01"							
YA44-90	3							2.32"							
YA44-N	1			1/2"	2.19"	3.00"	.33"	5.38"							
YA44-N-45	2							4.95"							
YA44-N-90	3							2.26"							
YA45	1	1250 kcmil	-	3/4"	2.46"	3.19"	.38"	5.93"	-	-	P45RT (6) **	Yellow	29	3-1/4"	
YA45-45	2							5.52"							
YA45-90	3							2.62"							
YA45-N	1			1/2"	2.46"	3.19"	.38"	5.68"							
YA45-N-45	2							5.27"							
YA45-N-90	3							2.37"							
YA46	1	1500 kcmil	-	3/4"	2.69"	3.19"	.40"	6.04"	-	-	P46RT (6) **	Green	31	3-5/16"	
YA46-45	2							5.64"							
YA46-90	3							2.71"							
YA46-N	1			1/2"	2.69"	3.19"	.40"	5.79"							
YA46-N-45	2							5.39"							
YA46-N-90	3							2.46"							
YA47	1	1750 kcmil	-	3/4"	2.90"	3.44"	.42"	6.38"	-	-	-	Gray	33	3-1/2"	
YA47-45	2							5.94"							
YA47-90	3							2.79"							
YA47-N	1			1/2"	2.90"	3.44"	.42"	6.13"							
YA47-N-45	2							5.69"							
YA47-N-90	3							2.54"							
YA48	1	2000 kcmil	-	3/4"	3.10"	3.44"	.46"	6.47"	-	-	-	Brown	34	3-1/2"	
YA48-45	2							6.09"							
YA48-90	3							2.89"							
YA48-N	1			1/2"	3.10"	3.44"	.46"	6.22"							
YA48-N-45	2							5.84"							
YA48-N-90	3							2.64"							

* Use PUADP-1 adapter with "U" dies in Y46 HYPRESS™.

** P-RT die sets for use in Y46 HYPRESS™ only, PUADP-1 adapter not required.

*** The MM² conductor sizes listed are the recommendations for Class 2 conductor.

▲ See tooling section of this catalog for complete tool and die listings. Use ONLY color coded die recommendations for "FX" connectors. For nest/indenter system contact factory.

• Available undrilled. Add suffix "U" to catalog number (example: YA25U).

◆ For applications greater than 2000 Volts consult cable manufacturer for voltage stress relief instructions.

Note: All dimensions shown are for reference only.

BURNDY® Products FCI

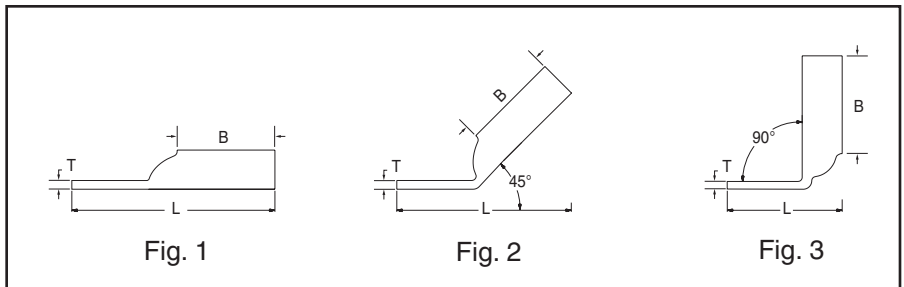
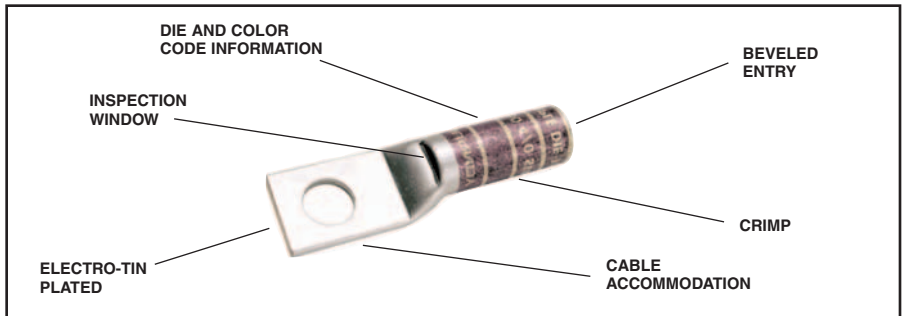
Compression

ONE HOLE HYLUG™ CODE CONDUCTOR LONG BARREL WITH INSPECTION WINDOW

TYPE YAZ

UNINSULATED COPPER COMPRESSION TERMINAL

UL Listed 90° C,
600 Volts to 35 KV ◆



C-23

Catalog Number	Fig #	Conductor		Stud Hole Size	Tongue Width	Figure Dimensions			Dieless (# of crimps)	▲ Installation Tooling				Wire Strip Length		
		AWG	*** MM ²			(B)	(T)	(L)		Mechanical		Hydraulic			Color Code	Die Index
										MD6, OUR840, MD7-34R	BCT500HS, Y500CTHS	Y35, Y39, Y750, Y46*, PAT750				
YAZV10-TC14	1	#14 - 10 Str	6	1/4"	.41"	.69"	.05"	1.54"	Y8MRB-1	-	-	-	-	-	3/4"	
YAZV10-TC14-45	2	#12 - 10 Sol						1.41"								
YAZV10-TC14-90	3							.83"								
YAZ8C-TC10	1	#8 AWG #8 WELD 37/24 #6 SOL	† 10	#10	.41"	.75"	.08"	1.58"	Y1MR (2) Y2MR (2) MY29-3 (2) MY29-11 (2) MRC840 (2) Y644HS (1) Y81KFT (1) Y81KFTMBH (1) PAT81KFT-18V (1)	W8CVT (2) W8CRT (2) X8CRT (2)	W8CVT (2) W8CRT (2) X8CRT (2)	U8CRT (2)	Red	49	7/8"	
YAZ8C-TC10-45	2							1.47"								
YAZ8C-TC10-90	3							.75"								
YAZ8C-TC14	1			1/4"	.44"	.75"	.08"	1.71"								
YAZ8C-TC14-45	2							1.58"								
YAZ8C-TC14-90	3							.87"								
YAZ8C-TC38	1			3/8"	.58"	.75"	.06"	1.89"								
YAZ8C-TC38-45	2							1.72"								
YAZ8C-TC38-90	3							1.05"								
YAZ6C-TC14	1			#6 AWG	-	1/4"	.45"	1.12"								.08"
YAZ6C-TC14-45	2	1.83"														
YAZ6C-TC14-90	3	.89"														
YAZ6C-TC38	1	3/8"	.58"			1.12"	.06"	2.22"								
YAZ6C-TC38-45	2							1.97"								
YAZ6C-TC38-90	3							1.06"								
YAZ6C-TC12	1	1/2"	.83"			1.12"	.12"	2.65"								
YAZ6C-TC12-45	2							2.54"								
YAZ6C-TC12-90	3							1.53"								
YAZ5C-TC12	1	#5 AWG	-			1/2"	.83"	1.12"	.12"	2.68"	W5CRT (2) W5CVT (2) X5CRT (2)	W5CVT (2) X5CRT (2) W5CRT (2)	U5CRT (2)	Blue	7 or 374	1-3/16"
YAZ5C-TC12-45	2			2.56"												
YAZ5C-TC12-90	3			1.53"												
YAZ4C-TC14	1	#4 AWG	-	1/4"	.49"	1.12"	.09"	2.05"	W4CVT (2) W4CRT (2) X4CRT (2)	W4CVT (2) W4CRT (2) X4CRT (2)	U4CRT (2) U6CABT (2)	Gray	8 or 346	1-3/16"		
YAZ4C-TC14-45	2							1.87"								
YAZ4C-TC14-90	3							.92"								
YAZ4C-TC38	1			3/8"	.58"	1.12"	.08"	2.23"								
YAZ4C-TC38-45	2							2.01"								
YAZ4C-TC38-90	3							1.09"								
YAZ4C-TC12	1			1/2"	.83"	1.12"	.12"	2.67"								
YAZ4C-TC12-45	2							2.55"								
YAZ4C-TC12-90	3							1.55"								

* Use PUADP-1 adapter with "U" dies in Y46 HYPRESS™.

** P-RT die sets for use in Y46 HYPRESS™ only, PUADP-1 adapter not required.

*** The MM² conductor sizes listed are the recommendations for Class 2 conductor.

† The MM² conductor size listed is for Class 2 and Class 5 conductor.

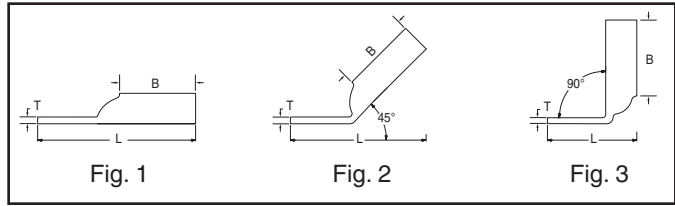
▲ See tooling section of this catalog for complete tool and die listings.

◆ Available undrilled. Add suffix "U" to catalog number (example: YA25U).

◆ For applications greater than 2000 Volts consult cable manufacturer for voltage stress relief instructions.

Note: All dimensions shown are for reference only.

ONE HOLE HYLUG™ CODE CONDUCTOR LONG BARREL WITH INSPECTION WINDOW (Continued)



C-24

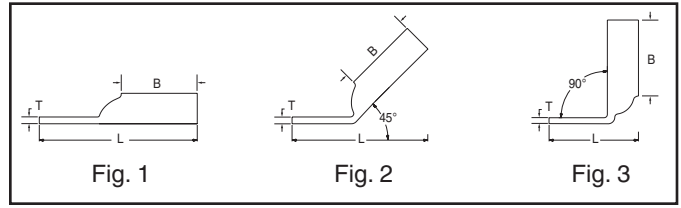
Catalog Number	Fig #	Conductor		Stud Hole Size	Tongue Width	Figure Dimensions			Dieless (# of crimps)	▲ Installation Tooling																					
		AWG	MM²			(B)	(T)	(L)		Mechanical MD6, OUR840, MD7-34R	Hydraulic		Color Code	Die Index	Wire Strip Length																
											BCT500HS, Y500CTHS	Y35, Y39, Y750, Y46*, PAT750																			
YAZ3C-TC14	1	#3 AWG	25	1/4"	.55"	1.25"	.09"	2.21"	Y1MR (4) Y2MR (4) MY29-3 (2) MY29-11 (2) MRC840 (2) Y644HS (1) Y81KFT (2) Y81KFTMBH (2) PAT81KFT-18V (2)	W3CRT (2)	W3CRT (2)	U3CRT (2)	White	9	1-5/16"																
YAZ3C-TC14-45	2					1.25"	.09"	1.97"																							
YAZ3C-TC14-90	3					1.25"	.09"	.93"																							
YAZ3C-TC38	1			#2 SOL	25	3/8"	.58"	1.25"								.08"	2.39"	W2CVT (2) W2CRT (2) X2CRT (2)	W2CVT (2) W2CRT (2) X2CRT (2)	U2CRT (2)	Brown	10	1-5/16"								
YAZ3C-TC38-45	2							1.25"								.08"	2.13"														
YAZ3C-TC38-90	3							1.25"								.08"	1.11"														
YAZ3C-TC12	1					#2 AWG	35	1/2"								.83"	1.25"							.07"	2.83"	W1CVT (2) W1CRT-1 (2) X1CRT-1 (2)	W1CVT (2) W1CRT-1 (2) X1CRT-1 (2)	U1CRT-1 (2) U4CABT (2)	Green	11 or 375	1-7/16"
YAZ3C-TC12-45	2																1.25"							.07"	2.66"						
YAZ3C-TC12-90	3																1.25"							.07"	1.57"						
YAZ2C-TC14	1	#2 AWG	35					1/4"	.60"	1.25"	.11"	2.23"	W1CVT (2) W1CRT-1 (2) X1CRT-1 (2)	W1CVT (2) W1CRT-1 (2) X1CRT-1 (2)	U1CRT-1 (2) U4CABT (2)	Green	11 or 375							1-7/16"							
YAZ2C-TC14-45	2									1.25"	.11"	2.03"																			
YAZ2C-TC14-90	3									1.25"	.11"	.96"																			
YAZ2C-TC38	1			#1 AWG	50			3/8"	.60"	1.25"	.11"	2.41"						W1CVT (2) W1CRT-1 (2) X1CRT-1 (2)	W1CVT (2) W1CRT-1 (2) X1CRT-1 (2)	U1CRT-1 (2) U4CABT (2)	Green	11 or 375	1-7/16"								
YAZ2C-TC38-45	2									1.25"	.11"	2.21"																			
YAZ2C-TC38-90	3									1.25"	.11"	1.14"																			
YAZ2C-TC12	1					#1 AWG	50	1/2"	.83"	1.25"	.09"	2.85"													W1CVT (2) W1CRT-1 (2) X1CRT-1 (2)	W1CVT (2) W1CRT-1 (2) X1CRT-1 (2)	U1CRT-1 (2) U4CABT (2)	Green	11 or 375	1-7/16"	
YAZ2C-TC12-45	2									1.25"	.09"	2.57"																			
YAZ2C-TC12-90	3									1.25"	.09"	1.57"																			
YAZ1C-TC14	1	#1 AWG	50					1/4"	.67"	1.38"	.10"	2.39"	W1CVT (2) W1CRT-1 (2) X1CRT-1 (2)	W1CVT (2) W1CRT-1 (2) X1CRT-1 (2)	U1CRT-1 (2) U4CABT (2)	Green	11 or 375							1-7/16"							
YAZ1C-TC14-45	2									1.38"	.10"	2.13"																			
YAZ1C-TC14-90	3									1.38"	.10"	.98"																			
YAZ1C-TC38	1			#1 AWG	50			3/8"	.67"	1.38"	.10"	2.57"						W1CVT (2) W1CRT-1 (2) X1CRT-1 (2)	W1CVT (2) W1CRT-1 (2) X1CRT-1 (2)	U1CRT-1 (2) U4CABT (2)	Green	11 or 375	1-7/16"								
YAZ1C-TC38-45	2									1.38"	.10"	2.31"																			
YAZ1C-TC38-90	3									1.38"	.10"	1.16"																			
YAZ1C-TC12	1					#1 AWG	50	1/2"	.83"	1.38"	.09"	3.01"													W1CVT (2) W1CRT-1 (2) X1CRT-1 (2)	W1CVT (2) W1CRT-1 (2) X1CRT-1 (2)	U1CRT-1 (2) U4CABT (2)	Green	11 or 375	1-7/16"	
YAZ1C-TC12-45	2									1.38"	.09"	2.7"																			
YAZ1C-TC12-90	3									1.38"	.09"	1.59"																			
YAZ25-TC14	1	1/0 AWG	-					1/4"	.75"	1.38"	.12"	2.42"	W25VT (4) W25RT (4) X25RT (4)	W25VT (4) W25RT (4) X25RT (4)	U25RT (2) U2CABT (2)	Pink	12 or 348							1-7/16"							
YAZ25-TC14-45	2									1.38"	.12"	2.19"																			
YAZ25-TC14-90	3									1.38"	.12"	1.02"																			
YAZ25-TC516	1			1/0 AWG	-			5/16"	.75"	1.38"	.12"	2.47"						W25VT (4) W25RT (4) X25RT (4)	W25VT (4) W25RT (4) X25RT (4)	U25RT (2) U2CABT (2)	Pink	12 or 348	1-7/16"								
YAZ25-TC516-45	2									1.38"	.12"	2.24"																			
YAZ25-TC516-90	3									1.38"	.12"	1.08"																			
YAZ25-TC38	1					1/0 AWG	-	3/8"	.75"	1.38"	.12"	2.6"													W25VT (4) W25RT (4) X25RT (4)	W25VT (4) W25RT (4) X25RT (4)	U25RT (2) U2CABT (2)	Pink	12 or 348	1-7/16"	
YAZ25-TC38-45	2									1.38"	.12"	2.37"																			
YAZ25-TC38-90	3									1.38"	.12"	1.2"																			
YAZ25-TC12	1	1/0 AWG	-					1/2"	.83"	1.38"	.12"	3.04"	W26VT (4) W26RT (4) X26RT (4)	W26VT (4) W26RT (4) X26RT (4)	U26RT (2)	Black	13							1-9/16"							
YAZ25-TC12-45	2									1.38"	.12"	2.77"																			
YAZ25-TC12-90	3									1.38"	.12"	1.63"																			
YAZ26-TC14	1			2/0 AWG	70			1/4"	.83"	1.50"	.12"	2.58"						W26VT (4) W26RT (4) X26RT (4)	W26VT (4) W26RT (4) X26RT (4)	U26RT (2)	Black	13	1-9/16"								
YAZ26-TC14-45	2									1.50"	.12"	2.3"																			
YAZ26-TC14-90	3									1.50"	.12"	1.04"																			
YAZ26-TC38	1					2/0 AWG	70	3/8"	.83"	1.50"	.12"	2.76"													W26VT (4) W26RT (4) X26RT (4)	W26VT (4) W26RT (4) X26RT (4)	U26RT (2)	Black	13	1-9/16"	
YAZ26-TC38-45	2									1.50"	.12"	2.48"																			
YAZ26-TC38-90	3									1.50"	.12"	1.22"																			
YAZ26-TC12	1	2/0 AWG	70					1/2"	.83"	1.50"	.12"	3.2"	W27RT (4) W27VT (4) X27RT (6)	W27RT (4) W27VT (4) X27RT (6)	U27RT (2)	Orange	14							1-9/16"							
YAZ26-TC12-45	2									1.50"	.12"	2.92"																			
YAZ26-TC12-90	3									1.50"	.12"	1.66"																			
YAZ27-TC38	1			3/0 AWG	-			3/8"	.90"	1.50"	.12"	2.8"						W27RT (4) W27VT (4) X27RT (6)	W27RT (4) W27VT (4) X27RT (6)	U27RT (2)	Orange	14	1-9/16"								
YAZ27-TC38-45	2									1.50"	.12"	2.52"																			
YAZ27-TC38-90	3									1.50"	.12"	1.25"																			

* Use PUADP-1 adapter with "U" dies in Y46 HYPRESS™.
 ** P-RT die sets for use in Y46 HYPRESS™ only, PUADP-1 adapter not required.

*** The MM² conductor sizes listed are the recommendations for Class 2 conductor.
 ▲ See tooling section of this catalog for complete tool and die listings.

• Available undrilled. Add suffix "U" to catalog number (example: YA25U).
 ◆ For applications greater than 2000 Volts consult cable manufacturer for voltage stress relief instructions.
Note: All dimensions shown are for reference only.

ONE HOLE HYLUG™ CODE CONDUCTOR LONG BARREL WITH INSPECTION WINDOW (Continued)



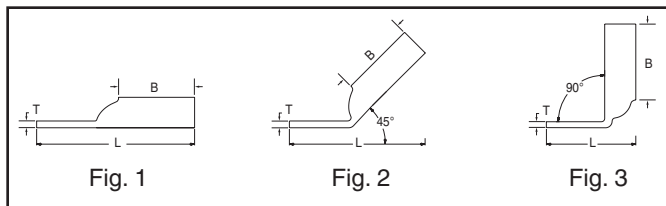
Catalog Number	Fig #	Conductor		Stud Hole Size	Tongue Width	Figure Dimensions			Dieless (# of crimps)	▲ Installation Tooling				Wire Strip Length								
		AWG	MM²			(B)	(T)	(L)		Mechanical		Hydraulic			Color Code	Die Index						
										MD6, OUR840, MD7-34R	BCT500HS, Y500CTHS	Y35, Y39, Y750, Y46*, PAT750										
YAZ27-TC12	1	3/0 AWG	-	1/2"	.91"	1.5"	0.12"	3.23"	MY29-3 (2) MY29-11 (2) MRC840 (4) Y644HS (1) Y81KFT (2) Y81KFTMBH (2) PAT81KFT-18V (2)	W27RT (4) W27VT (4) X27RT (6)	W27VT (4) W27RT (4) X27RT (6)	U27RT (2)	Orange	14	1-9/16"							
YAZ27-TC12-45	2							2.96"														
YAZ27-TC12-90	3							1.69"														
YAZ28-TC38	1	4/0 AWG	-	3/8"	1.02"	1.62"	0.14"	2.99"	Y81KFT (2) Y81KFTMBH (2) PAT81KFT-18V (2)	W28VT (4) W28RT (4) X28RT (6)	W28VT (4) W28RT (4) X28RT (6)	U28RT (2)	Purple	15	1-11/16"							
YAZ28-TC38-45	2							2.69"														
YAZ28-TC38-90	3							1.3"														
YAZ28-TC12	1			1/2"	1.02"	1.62"	0.14"	3.4"														
YAZ28-TC12-45	2							3.11"														
YAZ28-TC12-90	3							1.73"														
YAZ29-TC38	1	250 kcmil	-	3/8"	1.10"	1.62"	0.16"	2.99"	Y81KFT (2) Y81KFTMBH (2) PAT81KFT-18V (2)	W29VT (4) X29RT (8)	W29VT (4) W29RT (4) X29RT (6)	U29RT (2)	Yellow	16	1-11/16"							
YAZ29-TC38-45	2							2.73"														
YAZ29-TC38-90	3							1.34"														
YAZ29-TC12	1			1/2"	1.10"	1.62"	0.16"	3.43"														
YAZ29-TC12-45	2							3.17"														
YAZ29-TC12-90	3							1.77"														
YAZ30-TC38	1	300 kcmil	150	3/8"	1.20"	2"	.16"	3.42"	Y644HS (1) Y81KFT (3) Y81KFTMBH (3) PAT81KFT-18V (3)	W30VT (4)	W30VT (4) W30RT (4)	U30RT (4) U28ART (4)	White	17 or 298	2-1/16"							
YAZ30-TC38-45	2							3.04"														
YAZ30-TC38-90	3							1.37"														
YAZ30-TC12	1			1/2"	1.20"	2"	.16"	3.85"														
YAZ30-TC12-45	2							3.48"														
YAZ30-TC12-90	3							1.81"														
YAZ31-TC38	1	350 kcmil	185	3/8"	1.29"	2"	0.18	3.45"	Y81KFT (3) Y81KFTMBH (3) PAT81KFT-18V (3)	W31VT (4)	W31VT (4) W31RT (4)	U31RT (4) U29ART (4)	Red	18 or 324	2-1/16"							
YAZ31-TC38-45	2							3.1"														
YAZ31-TC38-90	3							1.41"														
YAZ31-TC12	1			1/2"	1.29"	2"	0.18	3.89"														
YAZ31-TC12-45	2							3.54"														
YAZ31-TC12-90	3							1.85"														
YAZ32-TC38	1	400 kcmil	-	3/8"	1.40"	2.12"	.19"	3.62"	Y81KFT (4) Y81KFTMBH (4) PAT81KFT-18V (4)	W32VT (4)	W32VT (4) W32RT (4)	U32RT (4) U30ART (4)	Blue	19 or 470	2-3/16"							
YAZ32-TC38-45	2							3.25"														
YAZ32-TC38-90	3							1.46"														
YAZ32-TC12	1			1/2"	1.40"	2.12"	.19"	4.06"														
YAZ32-TC12-45	2							3.69"														
YAZ32-TC12-90	3							1.89"														
YAZ33-TC12	1	450 kcmil	-	1/2"	1.48"	2.12"	.21"	4.14"	Y644HS (1) Y81KFT (4) Y81KFTMBH (4) PAT81KFT-18V (4)	W33VT (4)	W33VT (4) W33RT (4)	U33RT (4)	Gray	326	2-5/16"							
YAZ33-TC12-45	2							3.79"														
YAZ33-TC12-90	3							1.95"														
YAZ34-TC38	1	500 kcmil	240	3/8"	1.55"	2.25"	.23"	3.85"								Y81KFT (4) Y81KFTMBH (4) PAT81KFT-18V (4)	W34VT (4)	W34VT (4) W34RT (4)	U34RT (4) U31ART (4)	Brown	20 or 299	2-5/16"
YAZ34-TC38-45	2							3.5"														
YAZ34-TC38-90	3							1.54"														
YAZ34-TC12	1			1/2"	1.55"	2.25"	.23"	4.29"														
YAZ34-TC12-45	2							3.94"														
YAZ34-TC12-90	3							1.98"														
YAZ35-TC12	1	550 kcmil	-	1/2"	1.65"	2.62"	.25"	4.7"	-	-	-	U35RT (4)	Yellow	21	2-11/16"							
YAZ35-TC12-45	2							4.28"														
YAZ35-TC12-90	3							2.02"														
YAZ36-TC38	1	600 kcmil	300	3/8"	1.74"	2.69"	.26"	4.55"								-	-	-	U36RT (4) U32ART (4)	Green	22 or 472	2/4"
YAZ36-TC38-45	2							4.14"														
YAZ36-TC38-90	3							1.81"														

* Use PUADP-1 adapter with "U" dies in Y46 HYPRESS™.
 ** P-RT die sets for use in Y46 HYPRESS™ only, PUADP-1 adapter not required.
 *** The MM² conductor sizes listed are the recommendations for Class 2 conductor.

▲ See tooling section of this catalog for complete tool and die listings.
 • Available undrilled. Add suffix "U" to catalog number (example: YA25U).

◆ For applications greater than 2000 Volts consult cable manufacturer for voltage stress relief instructions.
 Note: All dimensions shown are for reference only.

ONE HOLE HYLUG™ CODE CONDUCTOR LONG BARREL WITH INSPECTION WINDOW (Continued)



C-26

Catalog Number	Fig #	Conductor		Stud Hole Size	Tongue Width	Figure Dimensions			Dieless (# of crimps)	▲ Installation Tooling				Wire Strip Length																		
		AWG	MM²			(B)	(T)	(L)		Mechanical MD6, OUR840, MD7-34R	Hydraulic		Color Code		Die Index																	
											BCT500HS, Y500CTHS	Y35, Y39, Y750, Y46*, PAT750																				
YAZ36-TC12	1	600 kcmil	300	1/2"	1.74"	2.69"	.26"	4.80"	Y644HS (1) Y81KFT (4) Y81KFTMBH (4) PAT81KFT-18V (4)	-	-	U36RT (4)	Green	22 or 472	2/4"																	
YAZ36-TC12-45	2															4.39"																
YAZ36-TC12-90	3																2.06"															
YAZ37-TC12	1	650 kcmil	-	1/2"	1.80"	2.81"	.27"	4.95"		-	-	U37RT (4)	Orange	23	2-7/8"																	
YAZ37-TC12-45	2															4.51"																
YAZ37-TC12-90	3							2.09"																								
YAZ38-TC12	1	700 kcmil	-	1/2"	1.84"	2.81"	.27"	4.97"		-	-	U38RT (4)	Pink	400	2-7/8"																	
YAZ38-TC12-45	2							4.51"																								
YAZ38-TC12-90	3							2.09"																								
YAZ39-TC38	1	750 kcmil	-	3/8"	1.91"	2.88"	.27"	4.82"		Y644HS (1) Y81KFT (4) Y81KFTMBH (4) PAT81KFT-18V (4)	-	-	U39RT (4) P39RT (4) **	Black	24	2-15/16"																
YAZ39-TC38-45	2							4.34"																								
YAZ39-TC38-90	3							1.87"																								
YAZ39-TC12	1							1/2"									1.91"	2.88"	.27"	4.59"	5.07"											
YAZ39-TC12-45	2																				4.59"											
YAZ39-TC12-90	3																				2.12"											
YAZ39-NT12	1			1/2"	1.63"	2.88"	.27"		5.07"																							
YAZ39-NT12-45	2								4.59"																							
YAZ39-NT12-90	3								2.12"																							
YAZ40-TC12	1			800 kcmil	400	1/2"	1.98"	2.94"	.30"								5.14"	Y644HS (1) Y81KFT (4) Y81KFTMBH (4) PAT81KFT-18V (4)	-	-	P40RT (4) **	Orange	25	3"								
YAZ40-TC12-45	2																4.71"															
YAZ40-TC12-90	3																2.16"															
YAZ41-TC12	1	850 kcmil	-	1/2"	2.01"	2.94"	.31"	5.16"	Y644HS (1) Y81KFT (4) Y81KFTMBH (4) PAT81KFT-18V (4)	-	-	-	Gold	26	3"																	
YAZ41-TC12-45	2							4.73"																								
YAZ41-TC12-90	3							2.18"																								
YAZ44-TC38	1	1000 kcmil	500	3/8"	2.19"	3.00"	.33"	5.09"								Y644HS (1) Y81KFT (4) Y81KFTMBH (4) PAT81KFT-18V (4)	-								-	P44RT (4) **	White	27	3-1/16"			
YAZ44-TC38-45	2							4.66"																								
YAZ44-TC38-90	3							2.02"																								
YAZ44-TC12	1			1/2"	2.19"	3.00"	.33"	5.33"																								
YAZ44-TC12-45	2							4.91"																								
YAZ44-TC12-90	3							2.27"																								
YAZ45-TC12	1	1250 kcmil	-	1/2"	2.46"	3.19"	.38"	5.63"																		Y644HS (1) Y81KFT (4) Y81KFTMBH (4) PAT81KFT-18V (4)	-	-	P45RT (6) **	Yellow	29	3-1/4"
YAZ45-TC12-45	2							5.24"																								
YAZ45-TC12-90	3							2.38"																								
YAZ453-TC12	1	1300 kcmil	-	1/2"	2.53"	3.19"	.39"	5.66"										Y644HS (1) Y81KFT (4) Y81KFTMBH (4) PAT81KFT-18V (4)	-	-	-	Orange	30	2-1/16"								
YAZ453-TC12-45	2							5.28"																								
YAZ453-TC12-90	3							2.41"																								
YAZ46-TC12	1	1500 kcmil	-	1/2"	2.69"	3.19"	.40"	5.73"	Y644HS (1) Y81KFT (4) Y81KFTMBH (4) PAT81KFT-18V (4)	-	-	P46RT (6) **	Green	31	3-5/16"																	
YAZ46-TC12-45	2							5.35"																								
YAZ46-TC12-90	3							2.47"																								
YAZ47-TC12	1	1750 kcmil	-	1/2"	2.90"	3.44"	.42"	6.07"				Y644HS (1) Y81KFT (4) Y81KFTMBH (4) PAT81KFT-18V (4)	-	-	-	Gray	33				3-1/2"											
YAZ47-TC12-45	2							5.65"																								
YAZ47-TC12-90	3							2.55"																								
YAZ48-TC12	1	2000 kcmil	-	1/2"	3.10"	3.44"	.46"	6.14"							Y644HS (1) Y81KFT (4) Y81KFTMBH (4) PAT81KFT-18V (4)	-	-				-	Brown	34	3-1/2"								
YAZ48-TC12-45	2							5.79"																								
YAZ48-TC12-90	3							2.65"																								

* Use PUADP-1 adapter with "U" dies in Y46 HYPRESS™.

** P-RT die sets for use in Y46 HYPRESS™ only, PUADP-1 adapter not required.

*** The MM² conductor sizes listed are the recommendations for Class 2 conductor.

▲ See tooling section of this catalog for complete tool and die listings.

• Available undrilled. Add suffix "U" to catalog number (example: YA25U).

◆ For applications greater than 2000 Volts consult cable manufacturer for voltage stress relief instructions.

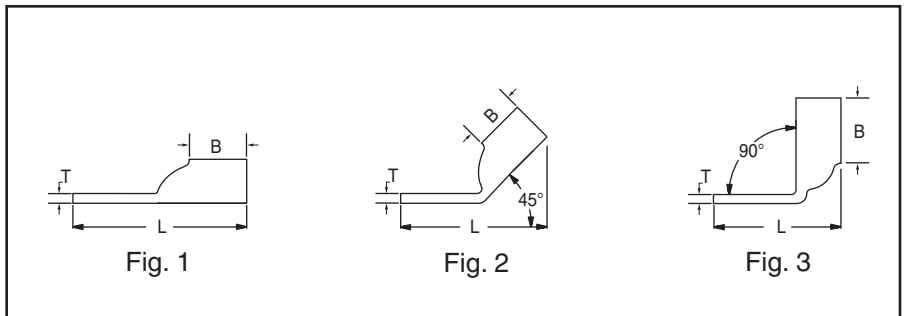

Note: All dimensions shown are for reference only.

ONE HOLE HYLUG™ FLEX CONDUCTOR STANDARD BARREL

TYPES YA-L, YA-L-FX, YAV,
YAV-L-FX

COPPER COMPRESSION TERMINAL

UL Listed 90° C,
600 Volts to 35 KV ◆



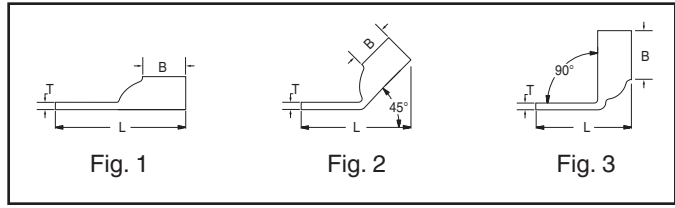
C-27

Catalog Number	Fig #	Conductor		Stud Hole Size	Tongue Width	Figure Dimensions			Dieless (# of crimps)	▲ Installation Tooling				Wire Strip Length		
		AWG	MM ²			(B)	(T)	(L)		Mechanical		Hydraulic			Color Code	Die Index
										MD6, OUR840, MD7-34R	BCT500HS, Y500CTHS	Y35, Y39, Y750, Y46*, PAT750				
YA8CL-BOX	1	#8 Weld	10	8-10	.41"	.44"	.08"	1.16"	Y1MR (1) Y8MRB-(1) Y2MR (1) MY29-11 (1) Y81KFT (1) Y81KFTMBH (1) PAT81KFT-18V (1)	W8CVT (1) W8CRT (1) X8CRT (1)	W8CVT (1) W8CRT (1) X8CRT (1)	U8CRT (1)	Red	49	7/16"	
YA8CL-45	2															
YA8CL-90	3															
YA8C-L1-BOX	1			1/4"	.44"	.44"	.08"	1.26"								
YA8C-L1-45	2															
YA8C-L1-90	3															
YA8C-L2-BOX	1			5/16"	.52"	.44"	.08"	1.38"								
YA8C-L2-45	2															
YA8C-L2-90	3															
YA8C-L3-BOX	1			3/8"	.58"	.44"	.08"	1.51"								
YA8C-L3-45	2															
YA8C-L3-90	3															
YA8C-L4-BOX	1			1/2"	.71"	.44"	.08"	1.76"								
YA8C-L4-45	2															
YA8C-L4-90	3															
YAV6CL-TC10-FX	1			#6 WELD	16	8-10	.48"	.50"								.08"
YAV6CL-TC10-FX-45	2															
YAV6CL-TC10-FX-90	3															
YAV6CL-TC12-FX	1	1/2"	.75"			.50"	.12"	1.86"								
YAV6CL-TC12-FX-45	2															
YAV6CL-TC12-FX-90	3															
YAV6CL-TC14-FX	1	1/4"	.48"			.50"	.08"	1.43"								
YAV6CL-TC14-FX-45	2															
YAV6CL-TC14-FX-90	3															
YAV6CL-TC38-FX	1	3/8"	.60"			.50"	.06"	1.61"								
YAV6CL-TC38-FX-45	2															
YAV6CL-TC38-FX-90	3															
YAV6CL-TC516-FX	1	5/16"	.60"			.50"	0.07"	1.49"								
YAV6CL-TC516-FX-45	2															
YAV6CL-TC516-FX-90	3															

* Use PUADP-1 adapter with "U" dies in Y46 HYPRESS™.
 ** The MM² conductor size listed is for both Class 2 and Class 5 conductors.
 *** The MM² conductor sizes listed are the recommendations for Class 5 conductor.

▲ See tooling section of this catalog for complete tool and die listings. Use ONLY color-coded die recommendations for "FX" connectors. For nest/indenter system contact factory.
 ◆ For applications greater than 2000 Volts consult cable manufacturer for voltage stress relief instructions.
Note: All dimensions shown are for reference only.

ONE HOLE HYLUG™ FLEX CONDUCTOR STANDARD BARREL (Continued)



C-28

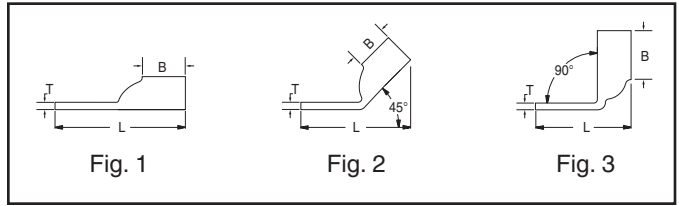
Catalog Number	Fig #	Conductor		Stud Hole Size	Tongue Width	Figure Dimensions			Dieless (# of crimps)	▲ Installation Tooling				Wire Strip Length												
		AWG	MM ²			(B)	(T)	(L)		Mechanical MD6, OUR840, MD7-34R	Hydraulic BCT500HS, Y500CTHS		Y35, Y39, Y750, Y46*, PAT750		Color Code	Die Index										
YAV6CL-TC34-FX	1	61/24 #6 WELD #6 AWG	** 16	3/4"	1.05"	.50"	.13"	2.30"	W5CVT (1)	X5CRT (1)	U5CRT (1)	Blue	7	1/2"												
YAV6CL-TC34-FX-45	2							2.39"																		
YAV6CL-TC34-FX-90	3							1.78"																		
YAV4CL-TC10-FX	1	91/24	-	10-8	.55"	.50"	.09"	1.32"	W4CVT (1) W4CRT (1) X4CRT (1)	W4CVT (1) W4CRT (1) X4CRT (1)	U4CRT (1)	Gray	8	1/2"												
YAV4CL-TC10-FX-45	2							1.30"																		
YAV4CL-TC10-FX-90	3							.79"																		
YAV4CL-TC12-FX	1							1/2"							.71"	.50"	.07"	1.92"								
YAV4CL-TC12-FX-45	2							1.84"																		
YAV4CL-TC12-FX-90	3							1.34"																		
YAV4CL-TC14-FX	1							105/24							1/4"	.55"	.50"	.09"	1.44"							
YAV4CL-TC14-FX-45	2							1.43"																		
YAV4CL-TC14-FX-90	3							.92"																		
YAV4CL-TC38-FX	1							#4 WELD							3/8"	.58"	.50"	.08"	1.67"							
YAV4CL-TC38-FX-45	2							#4 AWG							1.63"											
YAV4CL-TC38-FX-90	3							1.10"																		
YAV4CL-TC516-FX	1	#4 AWG	35	5/16"	.55"	.50"	.09"	1.51"	Y1MR (2) Y2MR (2) MY29-11 (1) Y81KFT (1) Y81KFTMBH (1) PAT81KFT-18V (1)	W2CVT (1) W2CRT (1) X2CRT (1)	W2CVT (1) W2CRT (1) X2CRT (1)	U2CRT (1)	Brown	10	11/16"											
YAV4CL-TC516-FX-45	2							1.49"																		
YAV4CL-TC516-FX-90	3							.98"																		
YAV2CL-TC10-FX	1							125/24								#2 WELD	# 10	.68"	.63"	.10"	1.50"					
YAV2CL-TC10-FX-45	1																				1.46"					
YAV2CL-TC10-FX-90	1																				.84"					
YAV2CL-TC12-FX	1																				1/2"	.77"	.63"	0.09	2.12"	
YAV2CL-TC12-FX-45	1																				2.03"					
YAV2CL-TC12-FX-90	1																				1.40"					
YAV2CL-TC14-FX	1																				150/24	1/4"	.68"	.63"	.10"	1.62"
YAV2CL-TC14-FX-45	2																				1.58"					
YAV2CL-TC14-FX-90	3																				.97"					
YAV2CL-TC38-FX	1	#2 AWG	3/8"	.68"	.63"	.10"	1.81"																			
YAV2CL-TC38-FX-45	2	1.77"																								
YAV2CL-TC38-FX-90	3	1.15"																								
YAV2CL-TC516-FX	1	#1 WELD	#1 AWG	5/16"	.68"	.63"	.10"	1.69"																		
YAV2CL-TC516-FX-45	2							1.65"																		
YAV2CL-TC516-FX-90	3							1.03"																		
YAV1CL-TC10-FX	1							175/24	#1 WELD	# 10	.75"	.69"	.12"	1.59"												
YAV1CL-TC10-FX-45	2													1.56"												
YAV1CL-TC10-FX-90	3													.88"												
YAV1CL-TC12-FX	3													1/2"	.75"	.69"	.12"	2.15"								
YAV1CL-TC12-FX-45	2													2.12"												
YAV1CL-TC12-FX-90	3													144"												
YAV1CL-TC14-FX	2													225/24	1/4"	.75"	.69"	.12"	1.71"							
YAV1CL-TC14-FX-45	3													1.69"												
YAV1CL-TC14-FX-90	3													1.00"												
YAV1CL-TC38-FX	1	#1 AWG	3/8"	.75"	.69"	.12"	1.90"																			
YAV1CL-TC38-FX-45	2	1.87"																								
YAV1CL-TC38-FX-90	3	1.19"																								
YAV1CL-TC516-FX	1	#1 AWG	5/16"	.75"	.69"	.12"	1.78"	1.78"																		
YAV1CL-TC516-FX-45	2							1.75"																		
YAV1CL-TC516-FX-90	3							1.07"																		

* Use PUADP-1 adapter with "U" dies in Y46 HYPRESS™
 ** The 16 MM² is for both Class 2 and Class 5 conductors.
 *** The MM² conductor sizes listed are the recommendations for Class 5 conductor.

▲ See tooling section of this catalog for complete tool and die listings. Use ONLY color-coded die recommendations for "-FX" connectors. For nest/indenter system contact factory.

◆ For applications greater than 2000 Volts consult cable manufacturer for voltage stress relief instructions.
 Note: All dimensions shown are for reference only.

ONE HOLE HYLUG™ FLEX CONDUCTOR STANDARD BARREL (Continued)

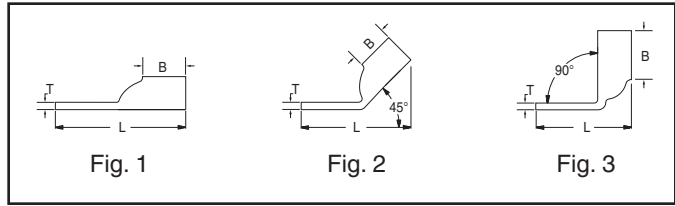


Catalog Number	Fig #	Conductor		Stud Hole Size	Tongue Width	Figure Dimensions			Dieless (# of crimps)	▲ Installation Tooling				Wire Strip Length	
		AWG	MM ²			(B)	(T)	(L)		Mechanical MD6, OUR840, MD7-34R	Hydraulic BCT500HS, Y500CTHS	Y35, Y39, Y750, Y46*, PAT750	Color Code		Die Index
YAV25L-TC12-FX	1	275/24 1/0 WELD	50	1/2"	.83"	.69"	.12"	2.19"	MY29-11 (1) Y81KFT (1) Y81KFTMBH (1) PAT81KFT-18V (1)	W25VT (2) W25RT (2) X25RT (2)	W25VT (2) W25RT (2) X25RT (2)	U25RT (1)	Pink	12	11/16"
YAV25L-TC12-FX-45	2					1.47"									
YAV25L-TC12-FX-90	3					1.75"									
YAV25L-TC14-FX	1			1/4"	.83"	.69"	.12"	1.71"							
YAV25L-TC14-FX-45	2					1.03"									
YAV25L-TC14-FX-90	3					1.94"									
YAV25L-TC38-FX	1			3/8"	.83"	.69"	.12"	1.90"							
YAV25L-TC38-FX-45	2					1.22"									
YAV25L-TC38-FX-90	3					1.81"									
YAV25L-TC516-FX	1			5/16"	.83"	.69"	.12"	1.77"							
YAV25L-TC516-FX-45	2					1.09"									
YAV25L-TC516-FX-90	3					1.80"									
YAV26L-TC10-FX	1	325/24 2/0 WELD	70	# 10	.93"	.81"	.13"	1.80"	MY29-11 (1) Y644HS (1) Y81KFT (1) Y81KFTMBH (1) PAT81KFT-18V (1)	W26VT (2) W26RT (2) X26RT (2)	W26VT (2) W26RT (2) X26RT (2)	U26RT (1)	Black	13	13/16"
YAV26L-TC10-FX-45	2					1.73"									
YAV26L-TC10-FX-90	3					.94"									
YAV26L-TC12-FX	1			1/2"	.93"	.81"	.13"	2.36"							
YAV26L-TC12-FX-45	2							2.29"							
YAV26L-TC12-FX-90	3							1.51"							
YAV26L-TC14-FX	1			1/4"	.93"	.81"	.13"	1.92"							
YAV26L-TC14-FX-45	2							1.85"							
YAV26L-TC14-FX-90	3							1.07"							
YAV26L-TC34-FX	1			3/4"	1.10"	.81"	.11"	2.89"							
YAV26L-TC34-FX-45	2							2.75"							
YAV26L-TC34-FX-90	3							1.93"							
YAV26L-TC38-FX	1	3/8"	.93"	.81"	.13"	2.11"									
YAV26L-TC38-FX-45	2					2.04"									
YAV26L-TC38-FX-90	3					1.26"									
YAV26L-TC516-FX	1	5/16"	.93"	.81"	.13"	1.98"									
YAV26L-TC516-FX-45	2					1.92"									
YAV26L-TC516-FX-90	3					1.13"									
YAV26L-TC58-FX	1	5/8"	.93"	.81"	.13"	2.61"									
YAV26L-TC58-FX-45	1					2.54"									
YAV26L-TC58-FX-90	1					1.76"									
YAV27L-TC10-FX	1	450/24 3/0 WELD	95	# 10	1.03"	1.00"	.14"	2.03"	MY29-11 (1) Y644HS (1) Y81KFT (1) Y81KFTMBH (1) PAT81KFT-18V (1)	W27VT (2) W27RT (2) X27RT (3)	W27VT (2) W27RT (2) X27RT (3)	U27RT (1)	Orange	14	1"
YAV27L-TC10-FX-45	2					.98"									
YAV27L-TC10-FX-90	3					2.59"									
YAV27L-TC12-FX	1			1/2"	1.03"	1.00"	.14"	2.47"							
YAV27L-TC12-FX-45	2							2.47"							
YAV27L-TC12-FX-90	3							1.54"							
YAV27L-TC14-FX	1			1/4"	1.03"	1.00"	.14"	2.15"							
YAV27L-TC14-FX-45	2							2.04"							
YAV27L-TC14-FX-90	3							1.10"							
YAV27L-TC38-FX	1			3/8"	1.03"	1.00"	.14"	2.34"							
YAV27L-TC38-FX-45	2							2.22"							
YAV27L-TC38-FX-90	3							1.29"							
YAV27L-TC516-FX	1	5/16"	1.03"	1.00"	.14"	2.21"									
YAV27L-TC516-FX-45	2					2.10"									
YAV27L-TC516-FX-90	3					1.17"									

* Use PUADP-1 adapter with "U" dies in Y46 HYPRESS™
 *** The MM² conductor sizes listed are the recommendations for Class 5 conductor.

▲ See tooling section of this catalog for complete tool and die listings. Use ONLY color-coded die recommendations for "-FX" connectors. For nest/indenter system contact factory.
 ◆ For applications greater than 2000 Volts consult cable manufacturer for voltage stress relief instructions.
 Note: All dimensions shown are for reference only.

ONE HOLE HYLUG™ FLEX CONDUCTOR STANDARD BARREL (Continued)



C-30

Catalog Number	Fig #	Conductor		Stud Hole Size	Tongue Width	Figure Dimensions			▲ Installation Tooling					Wire Strip Length					
		AWG	MM ²			(B)	(T)	(L)	Dieless (# of crimps)	Mechanical MD6, OUR840, MD7-34R	Hydraulic BCT500HS, Y500CTHS	Y35, Y39, Y750, Y46*, PAT750	Color Code		Die Index				
YAV28L-TC12-FX	1	4/0 WELD	120	1/2"	1.14"	1.03"	0.15"	2.67"	MY29-11 (1) Y644HS (1) Y81KFT (1) Y81KFTMBH (1) PAT81KFT-18V (1)	W28VT (2) W28RT (2) X28RT (2)	W28VT (2) W28RT (2) X28RT (3)	U28RT (1)	Purple	15	1-1/16"				
YAV28L-TC12-FX-45	2							254"											
YAV28L-TC12-FX-90	3							1.58"											
YAV28L-TC14-FX	1			4/0 AWG	120	1/4"	1.14"	1.03"								.15"	2.23"		
YAV28L-TC14-FX-45	2																2.11"		
YAV28L-TC14-FX-90	3																1.14"		
YAV28L-TC34-FX	1					3/4"	1.14"	1.03"								.15"	3.11"		
YAV28L-TC34-FX-45	2																2.98"		
YAV28L-TC34-FX-90	3																2.02"		
YAV28L-TC38-FX	1			4/0 WELD	120	3/8"	1.14"	1.03"								.15"	2.42"		
YAV28L-TC38-FX-45	2																2.29"		
YAV28L-TC38-FX-90	3																1.33"		
YAV28L-TC516-FX	2	5/16"	1.14"			1.03"	.15"	2.29"											
YAV28L-TC516-FX-45	2							2.17"											
YAV28L-TC516-FX-90	3							1.21"											
YAV28L-TC58-FX	1	4/0 WELD	120	5/8"	1.14"	1.03"	.15"	2.92"											
YAV28L-TC58-FX-45	2							2.79"											
YAV28L-TC58-FX-90	3							1.83"											
YAV29L-TC12-FX	1			4/0 WELD	-	1/2"	1.14"	1.03"	.16"	2.67"	Y644HS (1) Y81KFT (1) Y81KFTMBH (1) PAT81KFT-18V (1)	W29VT (2) X29RT (4)	W29VT (2) W29RT (2) X29RT (4)	U29RT (1)	Yellow	16	1-1/16"		
YAV29L-TC12-FX-45	2									254"									
YAV29L-TC12-FX-90	3									1.58"									
YAV29L-TC14-FX	1	4/0 WELD	-			1/4"	1.14"	1.03"	.16"	2.23"									
YAV29L-TC14-FX-45	2									2.11"									
YAV29L-TC14-FX-90	3									1.14"									
YAV29L-TC34-FX	1					3/4"	1.14"	1.03"	.16"	3.11"									
YAV29L-TC34-FX-45	2									2.98"									
YAV29L-TC34-FX-90	3									2.02"									
YAV29L-TC38-FX	1	4/0 WELD	-			3/8"	1.14"	1.03"	.16"	2.42"									
YAV29L-TC38-FX-45	2									2.29"									
YAV29L-TC38-FX-90	3									1.33"									
YAV29L-TC516-FX	2			5/16"	1.14"	1.03"	.16"	2.29"											
YAV29L-TC516-FX-45	2							2.17"											
YAV29L-TC516-FX-90	3							1.21"											
YAV29L-TC58-FX	1	4/0 WELD	-	5/8"	1.14"	1.03"	.16"	2.92"											
YAV29L-TC58-FX-45	2							2.79"											
YAV29L-TC58-FX-90	3							1.83"											
YA30L-TC516-FX	1			250 FLEX	-	5/16"	1.20"	1.03"	.16"	2.31"	-	-	-	-	-	-	-		
YA30L-TC516-FX-45	2									2.22"									
YA30L-TC516-FX-90	3									1.24"									
YA30L-TC38-FX	1	CLASS G 259 STR.	-			3/8"	1.20"	1.03"	.16"	2.44"									
YA30L-TC38-FX-45	2									2.35"									
YA30L-TC38-FX-90	3									1.36"									
YA30L-TC12-FX	1					CLASS H 427 STR.	-	1/2"	1.20"	1.03"								.16"	2.69"
YA30L-TC12-FX-45	2																		2.60"
YA30L-TC12-FX-90	3																		1.61"
YA30L-TC58-FX	1	5/8"	1.20"					1.03"	.16"	2.94"									
YA30L-TC58-FX-45	2									2.85"									
YA30L-TC58-FX-90	3									1.86"									

* Use PUADP-1 adapter with "U" dies in Y46 HYPRESS™

** The 120 MM² referenced here is for both Class 2 and Class 5.

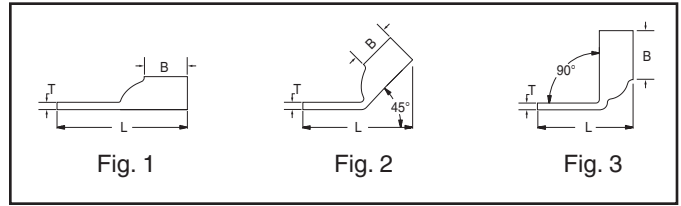
*** The MM² conductor sizes listed are the recommendations for Class 5 conductor.

▲ See tooling section of this catalog for complete tool and die listings. Use ONLY color-coded die recommendations for "-FX" connectors. For nest/indenter system contact factory.

◆ For applications greater than 2000 Volts consult cable manufacturer for voltage stress relief instructions.

Note: All dimensions shown are for reference only.

ONE HOLE HYLUG™ FLEX CONDUCTOR STANDARD BARREL (Continued)

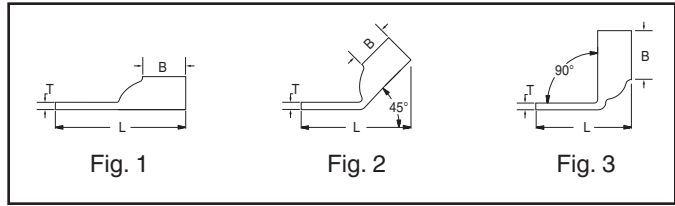


Catalog Number	Fig #	Conductor		Stud Hole Size	Tongue Width	Figure Dimensions			Dieless (# of crimps)	▲ Installation Tooling					Wire Strip Length		
		AWG	*** MM²			(B)	(T)	(L)		Mechanical MD6, OUR840, MD7-34R	Hydraulic BCT500HS, Y500CTHS	Y35, Y39, Y750, Y46*, PAT750	Color Code	Die Index			
YA30L-TC34-FX	1	250 FLEX	-	3/4"	1.20"	1.03"	.16"	3.12"	Y644HS (1) Y81KFT (1) Y81KFTMBH (1) PAT81KFT-18V (1)	W29VT (2) X29RT (4)	X29RT (4) W29VT (2) W29RT (2)	U29RT (1)	Yellow	16	1-1/16"		
YA30L-TC34-FX-45	2	CLASS G 259 STR.					3.04"										
YA30L-TC34-FX-90	3	CLASS H 427 STR.					2.05"										
YA31L-TC14-FX	1	250 FLEX	150	1/4"	1.29"	1.06"	.18"	2.31"									
YA31L-TC14-FX-45	2							2.23"									
YA31L-TC14-FX-90	3							1.19"									
YA31L-TC516-FX	1			5/16"	1.29"	1.06"	.18"	2.37"									
YA31L-TC516-FX-45	2							2.30"									
YA31L-TC516-FX-90	3							1.27"									
YA31L-TC38-FX	1			3/8"	1.29"	1.06"	.18"	2.50"									
YA31L-TC38-FX-45	2							2.42"									
YA31L-TC38-FX-90	3							1.40"									
YA31L-NT12-FX	1			637/24	150	1/2"	.96"	1.06"								.18"	2.75"
YA31L-NT12-FX-45	2																2.67"
YA31L-NT12-FX-90	3																1.65"
YA31L-TC12-FX	1	CLASS I, K, M	150	1/2"	1.29"	1.06"	.18"	2.75"									
YA31L-TC12-FX-45	2							2.67"									
YA31L-TC12-FX-90	3							1.65"									
YA31L-TC58-FX	1	5/8"	1.29"	1.06"	.18"	3.00"											
YA31L-TC58-FX-45	2					2.92"											
YA31L-TC58-FX-90	3					1.90"											
YA31L-TC34-FX	1	3/4"	1.29"	1.06"	.18"	3.19"											
YA31L-TC34-FX-45	2					3.11"											
YA31L-TC34-FX-90	3					2.09"											
YA32L-TC38-FX	1	313.1 KCMIL	185	3/8"	1.40"	1.19"	.19"	2.68"									
YA32L-TC38-FX-45	2							2.58"									
YA32L-TC38-FX-90	3							1.45"									
YA32L-TC12-FX	1	775/24	185	1/2"	1.40"	1.19"	.19"	2.93"									
YA32L-TC12-FX-45	2							2.83"									
YA32L-TC12-FX-90	3							1.70"									
YA32L-TC58-FX	1	300 FLEX	185	5/8"	1.40"	1.19"	.19"	3.18"									
YA32L-TC58-FX-45	2							3.08"									
YA32L-TC58-FX-90	3							1.95"									
YA34L-TC516-FX	1	373.7 KCMIL	240	5/16"	1.55"	1.27"	.23"	2.74"									
YA34L-TC516-FX-45	2							2.68"									
YA34L-TC516-FX-90	3							1.41"									
YA34L-TC38-FX	1			925/24	240	3/8"	1.55"	1.27"	.23"	2.87"							
YA34L-TC38-FX-45	2									2.80"							
YA34L-TC38-FX-90	3									1.53"							
YA34L-TC12-FX	1			350 FLEX	240	1/2"	1.55"	1.27"	.23"	3.12"							
YA34L-TC12-FX-45	2									3.05"							
YA34L-TC12-FX-90	3									1.78"							
YA34L-TC58-FX	1			5/8"	1.55"	1.27"	.23"	3.37"									
YA34L-TC58-FX-45	2							3.30"									
YA34L-TC58-FX-90	3							2.03"									
YA36L-TC12-FX	1	444.4 KCMIL	450 FLEX	1/2"	1.74"	1.38"	.27"	3.29"									
YA36L-TC12-FX-45	2							3.26"									
YA36L-TC12-FX-90	3							1.86"									

* Use PUADP-1 adapter with "U" dies in Y46 HYPRESS™
 *** The MM² conductor sizes listed are the recommendations for Class 5 conductor.

▲ See tooling section of this catalog for complete tool and die listings. Use ONLY color-coded die recommendations for "FX" connectors. For nest/indenter system contact factory.
 ♦ For applications greater than 2000 Volts consult cable manufacturer for voltage stress relief instructions.
Note: All dimensions shown are for reference only.

ONE HOLE HYLUG™ FLEX CONDUCTOR STANDARD BARREL (Continued)



C-32

Catalog Number	Fig #	Conductor		Stud Hole Size	Tongue Width	Figure Dimensions			▲ Installation Tooling					Wire Strip Length	
		AWG	*** MM ²			(B)	(T)	(L)	Dieless (# of crimps)	Mechanical	Hydraulic		Color Code		Die Index
										MD6, OUR840, MD7-34R	BCT500HS, Y500CTHS	Y35, Y39, Y750, Y46*, PAT750			
YA36L-TC58-FX	1	1100/24	-	5/8"	1.74"	1.38"	.27"	3.54"	Y644HS (1) Y81KFT (1) Y81KFTMBH (1) PAT81KFT-18V (1)	-	-	U34RT (2)	Brown	20	1-3/8"
YA36L-TC58-FX-45	2							3.51"							
YA36L-TC58-FX-90	3							2.11"							
YA38L-TC12-FX	1	535.3 KCMIL	300	1/2"	1.84"	1.45"	.27"	3.41"							
YA38L-TC12-FX-45	2							3.35"							
YA38L-TC12-FX-90	3							1.90"							
YA38L-TC58-FX	1	1325/24	300	5/8"	1.84"	1.45"	.27"	3.66"							
YA38L-TC58-FX-45	2							3.60"							
YA38L-TC58-FX-90	3							2.15"							
YA38L-TC516-FX	1	500 FLEX	300	5/16"	1.84"	1.45"	.27"	3.03"							
YA38L-TC516-FX-45	2							2.97"							
YA38L-TC516-FX-90	3							1.52"							
YA38L-TC38-FX	1	500 FLEX	300	3/8"	1.84"	1.45"	.27"	3.34"							
YA38L-TC38-FX-45	2							3.29"							
YA38L-TC38-FX-90	3							1.83"							
YA40L-TC516-FX	1	646 KCMIL	400	5/16"	1.98"	1.42"	.30"	3.05"							
YA40L-TC516-FX-45	2							3.06"							
YA40L-TC516-FX-90	3							1.59"							
YA40L-TC38-FX	1	1600/24	400	3/8"	1.98"	1.42"	.30"	3.38"							
YA40L-TC38-FX-45	2							3.38"							
YA40L-TC38-FX-90	3							1.91"							
YA40L-TC12-FX	1	1600/24	400	1/2"	1.98"	1.42"	.30"	3.43"							
YA40L-TC12-FX-45	2							3.44"							
YA40L-TC12-FX-90	3							1.96"							
YA40L-TC58-FX	1	777.7 KCMIL	500	5/8"	1.98"	1.42"	.30"	3.68"							
YA40L-TC58-FX-45	2							3.69"							
YA40L-TC58-FX-90	3							2.21"							
YA44L-TC12-FX	1	1925/24	500	1/2"	2.19"	1.65"	.33"	3.79"							
YA44L-TC12-FX-45	2							3.76"							
YA44L-TC12-FX-90	3							2.07"							
YA44L-TC58-FX	1	1925/24	500	5/8"	2.19"	1.65"	.33"	4.04"							
YA44L-TC58-FX-45	2							4.01"							
YA44L-TC58-FX-90	3							2.32"							

* Use PUADP-1 adapter with "U" dies in Y46 HYPRESS™
 *** The MM² conductor sizes listed are the recommendations for Class 5 conductor.

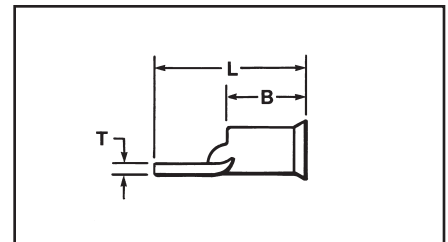
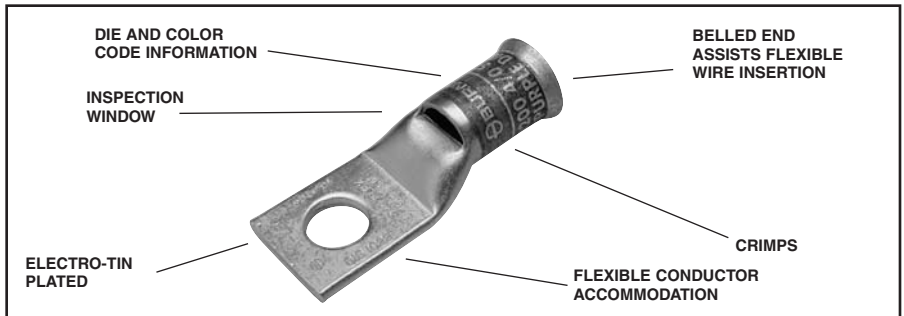
▲ See tooling section of this catalog for complete tool and die listings. Use ONLY color-coded die recommendations for "-FX" connectors. For nest/indenter system contact factory.
 ◆ For applications greater than 2000 Volts consult cable manufacturer for voltage stress relief instructions.
Note: All dimensions shown are for reference only.

ONE HOLE HYLUG™ FLEX CONDUCTOR STANDARD BARREL BELLED END

TYPE YA-LB

COPPER COMPRESSION TERMINAL

UL Listed 90° C,
600 Volts to 35 KV ◆



C-33

Catalog Number	Flexible Conductor Size AWG/kcmil	Stranding Class (Size of Strand)					Locomotive Cable	Bolt Size	Wire Strip Length	Installation Tooling Dieless (# of crimps)	Die Index ▲	Dimensions	
		G	H	I (#24 Str.)	Battery Cable K (#30 Str.)	Welding Cable M (#34 Str.)						B	L
YA8C-LB	8	49	133	41	168	420	37/24	10	7/16"	Y81KFT (1) Y81KFTMBH (1) PAT81KFT-18 (1)	1013	.41"	1.12"
YA5C-LB	6			63	266	665	61/24	1/4"	7/8"		1014	.44"	1.73"
YA4C-LB	5			84	336	836	91/24				5/16"	5/16"	1015
YA3C-LB	4			105	420	1064	105/24	1016	.55"				1.94"
YA2C-LB	3			133	532	1323	125/24	1017	.61"				1.97"
YA1C-LB	2	161	665	1666	150/24	1018	.68"	2.02"					
YA25-LB	1	133	259	210	836	2107	225/24	3/8"	1"				1019
YA26-LB	1/0			266	1064	2646	275/24				1020	.83"	2.61"
YA27-LB	2/0			342	1323	3325	325/24	1/2"	1-1/16"		1021	.91"	2.67"
YA28-LB	3/0			418	1666	4256	450/24				1022	1.02"	2.77"
YA29-LB	4/0			—	—	—	—			1023	1.11"	2.82"	
YA30-LB	4/0			—	—	532	2107	5320	550/24	1-1/8"	1024	1.20"	2.93"
	250			259	427	—	—	—	—				
YA31-LB	250			—	—	637	2499	6384	650/24	1-3/16"	1025	1.29"	3.31"
	262.2			—	—	—	—	—	—				
YA32-LB	300			259	427	735	2989	7851	—	1-1/4"	1026	1.40"	3.56"
	313.1	—	—	—	—	—	775/24						
YA34-LB	350	—	—	—	—	3458	8806	1-7/16"	1027	1.52"	3.83"		
	373.7	—	—	—	—	—	925/24						
YA36-LB	400	259	427	980	—	—	—	1-3/4"	1028	1.69"	4.31"		
	444.4	—	—	—	—	—	1100/24						
	450	—	—	1127	4522	11396	—						
YA38-LB	500	—	—	—	—	—	12691	5/8"	1029	1.81"	4.27"		
	535.3	—	—	—	—	—	1325/24						
	550	427	703	1372	5054	—	—						
YA39-LB	600	427	—	—	—	—	13664	1-15/16"	Y81KFT (2) Y81KFTMBH (2) PAT81KFT-18 (2)	1030	1.89"	4.27"	
	—	—	703	1470	—	14945	1600/24						
YA40-LB	—	—	—	—	5985	—	—	1-15/16"	1031	1.95"	4.27"		
YA44-LB	650	—	—	1596	—	—	—						
	750	427	703	—	—	—	—						
	777.7	—	—	—	—	—	1925/24						

Note: All dimensions shown are for reference only.

BURNDY® Products FCI

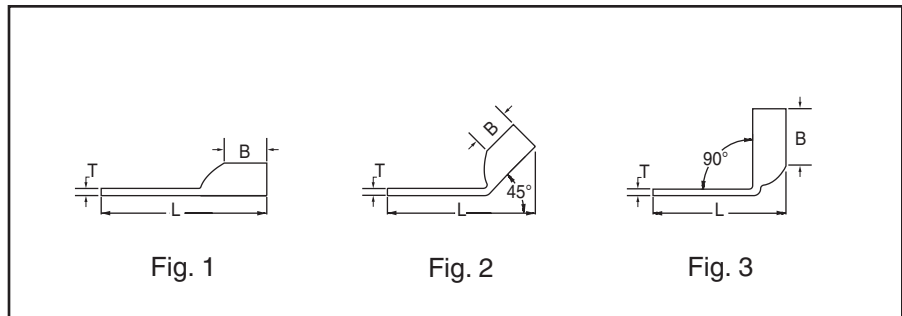
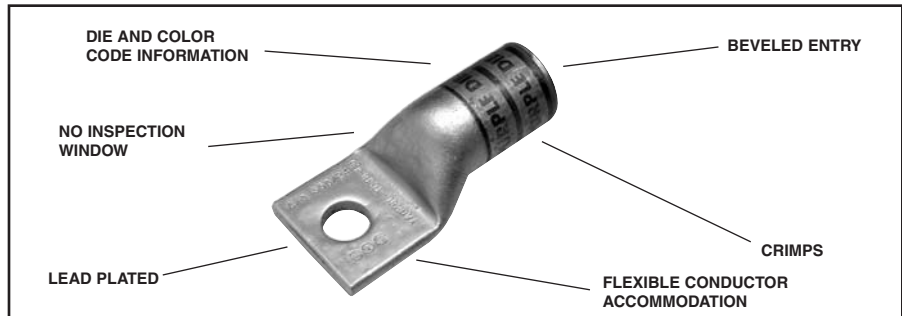
Compression

ONE HOLE HYLUG™ FLEX CONDUCTOR STANDARD BARREL LEAD PLATED

TYPE YAG-L-TC-LD

UL Listed 90° C,
600 Volts to 35KV ◆

C-34



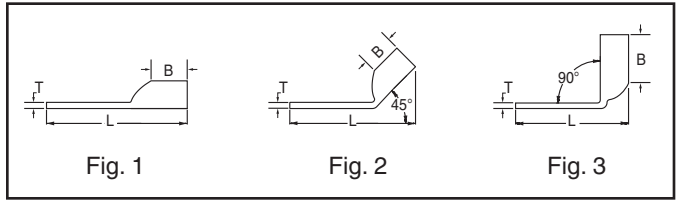

Catalog Number	Fig #	Conductor		Stud Hole Size	Tongue Width	Figure Dimensions			Dieless (# of crimps)	▲ Installation Tooling				Wire Strip Length	
		AWG	*** MM ²			(B)	(T)	(L)		Mechanical MD6, OUR840, MD7-34R	Hydraulic BCT500HS, Y500CTHS	Y35, Y39, Y750, Y46*, PAT750	Color Code		Die Index
YAG18TC516LD	1	22-18 AWG		5/16"	.52"	.25"	.06"	1.42"	MR20 (1)				-	-	1/4"
YAG8CLTC10LD	1	37/24 #8 WELD 8 AWG	** 10	# 10	.41"	.44"	.08"	1.19"	MY29-11 (1) Y2MR (1) Y1MR (1) Y81KFT (1) Y81KFTMBH (1) PAT81KFT-18V (1)	W8CVT (1) W8CRT (1) X8CRT (1)	W8CVT (1) W8CRT (1) X8CRT (1)	U8CRT (1)	Red	49	7/16"
YAG8CLTC10LD45	2							1.20"							
YAG8CLTC10LD90	3							.74"							
YAG8CLTC14LD	1			1/4"	.44"	.44"	.08"	1.32"							
YAG8CLTC14LD45	2							1.31"							
YAG8CLTC14LD90	3							.86"							
YAG8CLTC516LD	1			5/16"	.52"	.44"	.06"	1.38"							
YAG8CLTC516LD45	2							1.34"							
YAG8CLTC516LD90	3							.92"							
YAG8CLTC38LD	1			3/8"	.58"	.44"	.06"	1.51"							
YAG8CLTC38LD45	2							1.45"							
YAG8CLTC38LD90	3							1.04"							
YAG8CLTC12LD	1			1/2"	.71"	.44"	.05"	1.76"							
YAG8CLTC12LD45	2							1.67"							
YAG8CLTC12LD90	3							1.28"							
YAG6CLTC10LD	1	61/24 #6 WELD #6 AWG	** 16	# 10	.41"	.50"	.08"	1.30"	Y1MR (1) MY29-11 (1) Y2MR (1) Y81KFT (1) Y81KFTMBH (1) PAT81KFT-18V (1)	W5CVT (1) W5CRT (1) X5CRT (1)	W5CVT (1) W5CRT (1) X5CRT (1)	U5CRT (1)	Blue	7	1/2"
YAG6CLTC10LD45	2							1.26"							
YAG6CLTC10LD90	3							.76"							
YAG6CLTC14LD	1			1/4"	.48"	.50"	.08"	1.43"							
YAG6CLTC14LD45	2							1.39"							
YAG6CLTC14LD90	3							.88"							
YAG6CLTC516LD	1			5/16"	.52"	.50"	.07"	1.49"							
YAG6CLTC516LD45	2							1.44"							
YAG6CLTC516LD90	3							.94"							
YAG6CLTC38LD	1			3/8"	.58"	.50"	.06"	1.61"							
YAG6CLTC38LD45	2							1.54"							
YAG6CLTC38LD90	3							1.06"							
YAG6CLTC12LD	1			1/2"	.75"	.50"	.12"	1.86"							
YAG6CLTC12LD45	2							1.92"							
YAG6CLTC12LD90	3							1.34"							

* Use PUADP-1 adapter with "U" dies in Y46 HYPRESS™
 ** The MM² conductor size referenced here is for both Class 2 and Class 5 conductor.
 *** The MM² conductor sizes listed are the recommendations for Class 5 conductor.

▲ See tooling section of this catalog for complete tool and die listings.
 † Alternate Tooling includes Y8MRB-1, MY29-11
 ◆ For applications greater than 2000 Volts consult cable manufacturer for voltage stress relief instructions.

Note: All dimensions shown are for reference only.

ONE HOLE HYLUG™ FLEX CONDUCTOR STANDARD BARREL LEAD PLATED (Continued)



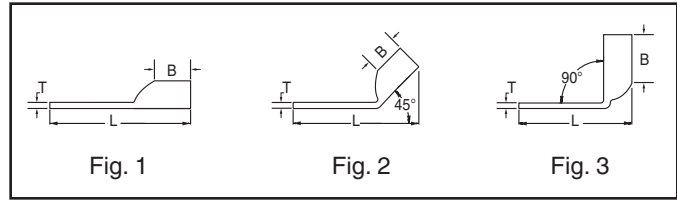

Catalog Number	Fig #	Conductor		Stud Hole Size	Tongue Width	Figure Dimensions			Dieless (# of crimps)	▲ Installation Tooling				Wire Strip Length										
		AWG	*** MM²			(B)	(T)	(L)		Mechanical MD6, OUR840, MD7-34R	Hydraulic BCT500HS, Y500CTHS		Y35, Y39, Y750, Y46*, PAT750		Color Code	Die Index								
YAG4CLTC10LD	1	91/24 - 105/24	4 AWG	# 10	.55"	.50"	.09"	1.36"	Y1MR (2) MY29-11 (1) Y2MR (2) Y81KFT (1) Y81KFTMBH (1) PAT81KFT-18V (1)	W4CVT (1) W4CRT (1) X4CRT (1)	W4CVT (1) W4CRT (1) X4CRT (1)	U4CRT (1)	Gray	8	1/2"									
YAG4CLTC10LD45	2							1.33"																
YAG4CLTC10LD90	3							.79"																
YAG4CLNT10LD	1							1.36"																
YAG4CLNT10LD45	2							1.33"																
YAG4CLNT10LD90	3							.79"																
YAG4CLTC14LD	1			1/4"	.55"	.50"	.09"	1.48"																
YAG4CLTC14LD45	2							1.46"																
YAG4CLTC14LD90	3							.92"																
YAG4CLTC516LD	1							1.55"																
YAG4CLTC516LD45	2							1.52"																
YAG4CLTC516LD90	3							.98"																
YAG4CLTC38LD	1			3/8"	.58"	.50"	.08"	1.67"																
YAG4CLTC38LD45	2							1.63"																
YAG4CLTC38LD90	3							1.10"																
YAG4CLTC12LD	1							1.92"																
YAG4CLTC12LD45	2							1.84"																
YAG4CLTC12LD90	3							1.34"																
YAG2CLTC10LD	1	125/24	#2 WELD	#10	.68"	.63"	.10"	1.52"	Y1MR (2) MY29-11 (1) Y2MR (2) Y81KFT (1) Y81KFTMBH (1) PAT81KFT-18V (1)	W2CRT (1) W2CVT (1) X2CRT (1)	W2CRT (1) W2CVT (1) X2CRT (1)	U2CRT (1)	Brown	10	11/16"									
YAG2CLTC10LD45	2							1.47"																
YAG2CLTC10LD90	3							.84"																
YAG2CLTC14LD	1							1.64"																
YAG2CLTC14LD45	2							1.60"																
YAG2CLTC14LD90	3							.97"																
YAG2CLTC516LD	1			1.70"																				
YAG2CLTC516LD45	2			1.66"																				
YAG2CLTC516LD90	3			1.03"																				
YAG2CLTC38LD	1			1.83"																				
YAG2CLTC38LD45	2			1.78"																				
YAG2CLTC38LD90	3			1.15"																				
YAG2CLTC12LD	1			2.12"																				
YAG2CLTC12LD45	2			2.03"																				
YAG2CLTC12LD90	3			1.40"																				
YAG1CLTC10LD	1			225/24	175/24 - #1 WELD	# 10	.75"	.69"								.12"	1.61"	MY29-11 (1) Y81KFT (1) Y81KFTMBH (1) PAT81KFT-18V (1)	W1CVT (1) W1CRT-1 (1) X1CRT-1 (1)	W1CVT (1) W1CRT-1 (1) X1CRT-1 (1)	U1CRT-1 (1)	Green	11	11/16"
YAG1CLTC10LD45	2																1.57"							
YAG1CLTC10LD90	3																.88"							
YAG1CLTC14LD	1	1.73"																						
YAG1CLTC14LD45	2	1.70"																						
YAG1CLTC14LD90	3	1.00"																						
YAG1CLTC516LD	1	1.80"																						
YAG1CLTC516LD45	2	1.76"																						
YAG1CLTC516LD90	3	1.07"																						
YAG1CLTC38LD	1	1.92"																						
YAG1CLTC38LD45	2	1.89"																						
YAG1CLTC38LD90	3	1.19"																						
YAG1CLTC12LD	1	2.17"																						
YAG1CLTC12LD45	2	2.14"																						
YAG1CLTC12LD90	3	1.44"																						

C-35

* Use PUADP-1 adapter with "U" dies in Y46 HYPRESS™
 *** The MM² conductor sizes listed are the recommendations for Class 5 conductor.
 ▲ See tooling section of this catalog for complete tool and die listings.

† Alternate Tooling includes Y8MRB-1, MY29-11
 ◆ For applications greater than 2000 Volts consult cable manufacturer for voltage stress relief instructions.
Note: All dimensions shown are for reference only.

ONE HOLE HYLUG™ FLEX CONDUCTOR STANDARD BARREL LEAD PLATED (Continued)



C-36

Catalog Number	Fig #	Conductor		Stud Hole Size	Tongue Width	Figure Dimensions			▲ Installation Tooling					Wire Strip Length							
		AWG	MM ²			(B)	(T)	(L)	Dieless (# of crimps)	Mechanical	Hydraulic		Color Code		Die Index						
										MD6, OUR840, MD7-34R	BCT500HS, Y500CTHS	Y35, Y39, Y750, Y46*, PAT750									
YAG25LTC14LD	1	275/24	50	1/4"	.83"	.69"	.12"	1.77"	MY29-11 (1)	W25RT (2)	W25RT (2)	U25RT (1)	Pink	12	11/16"						
YAG25LTC14LD45	2															1.73"	Y81KFT (1)	W25VT (2)	W25VT (2)		
YAG25LTC14LD90	3															1.03"	Y81KFTMBH (1)	X25RT (2)	X25RT (2)		
YAG25LTC516LD	1															1.84"	PAT81KFT-18V (1)				
YAG25LTC516LD45	2															1.79"					
YAG25LTC516LD90	3															1.09"					
YAG25LTC38LD	1															1.96"					
YAG25LTC38LD45	2															1.92"					
YAG25LTC38LD90	3															1.22"					
YAG25LTC12LD	1															2.21"					
YAG25LTC12LD45	2	2.17"																			
YAG25LTC12LD90	3	1.47"																			
YAG26LTC10LD	1	325/24	70	# 10	.93"	.81"	.13"	1.82"	MY29-11 (1)	W26VT (2)	W26VT (2)	U26RT (1)	Black	13	13/16"						
YAG26LTC10LD45	2															1.75"	Y644HS (1)	W26RT (2)	W26RT (2)		
YAG26LTC10LD90	3															.94"	Y81KFT (1)	X26RT (2)	X26RT (2)		
YAG26LTC14LD	1															1.95"	Y81KFTMBH (1)				
YAG26LTC14LD45	2															1.87"	PAT81KFT-18V (1)				
YAG26LTC14LD90	3															1.07"					
YAG26LTC516LD	1															2.01"					
YAG26LTC516LD45	2															1.93"					
YAG26LTC516LD90	3															1.13"					
YAG26LTC38LD	1															2.13"					
YAG26LTC38LD45	2	2.06"																			
YAG26LTC38LD90	3	1.26"																			
YAG26LTC12LD	1	2.38"																			
YAG26LTC12LD45	2	2.31"																			
YAG26LTC12LD90	3	1.51"																			
YAG26LTC58LD	1	2.63"																			
YAG26LTC58LD45	2	2.56"																			
YAG26LTC58LD90	3	1.76"																			
YAG26LTC34LD	1	2.89"																			
YAG26LTC34LD45	2	2.75"																			
YAG26LTC34LD90	3	1.93"																			
YAG27LTC10LD	1	450/24	95	#10	1.03	1.00"	.14"	2.05"	MY29-11 (1)	W27VT (2)	W27VT (2)	U27RT (1)	Orange	14	1"						
YAG27LTC10LD45	2															1.93"	Y81KFT (1)	X27RT (3)	X27RT (3)		
YAG27LTC10LD90	3															.98"	Y81KFTMBH (1)	W27RT (2)	W27RT (2)		
YAG27LTC14LD	1															2.18"	PAT81KFT-18V (1)				
YAG27LTC14LD45	2															2.06"					
YAG27LTC14LD90	3															1.10"					
YAG27LTC516LD	1															2.24"					
YAG27LTC516LD45	2															2.12"					
YAG27LTC516LD90	3															1.17"					
YAG27LTC38LD	1															2.37"					
YAG27LTC38LD45	2	2.24"																			
YAG27LTC38LD90	3	1.29"																			
YAG27LTC12LD	1	2.62"																			
YAG27LTC12LD45	2	2.49"																			
YAG27LTC12LD90	3	1.54"																			

* Use PUADP-1 adapter with "U" dies in Y46 HYPRESS™

*** The MM² conductor sizes listed are the recommendations for Class 5 conductor.

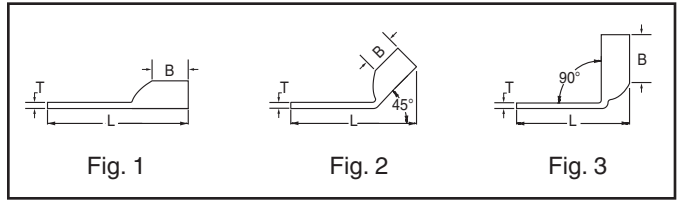

▲ See tooling section of this catalog for complete tool and die listings.

† Alternate Tooling includes Y8MRB-1, MY29-11

◆ For applications greater than 2000 Volts consult cable manufacturer for voltage stress relief instructions.

Note: All dimensions shown are for reference only.

ONE HOLE HYLUG™ FLEX CONDUCTOR STANDARD BARREL LEAD PLATED (Continued)



Catalog Number	Fig #	Conductor		Stud Hole Size	Tongue Width	Figure Dimensions			Dieless (# of crimps)	▲ Installation Tooling				Wire Strip Length													
		AWG	*** MM²			(B)	(T)	(L)		Mechanical MD6, OUR840, MD7-34R	Hydraulic BCT500HS, Y500CTHS		Y35, Y39, Y750, Y46*, PAT750		Color Code	Die Index											
YAG28LTC14LD	1	4/0 WELD	550/24	1/4"	1.14"	1.03"	.15"	2.26"	MY29-11 (1) Y644HS (1) Y81KFT (1) Y81KFTMBH (1) PAT81KFT-18V (1)	W28VT (2) X28RT (3) W28RT (2)	W28VT (2) X28RT (3) W28RT (2)	U28RT (1)	Purple	15	1-1/16"												
YAG28LTC14LD45	2							2.13"																			
YAG28LTC14LD90	3							1.14"																			
YAG28LTC516LD	1							5/16"								1.14"	1.03"	.15"	2.32"								
YAG28LTC516LD45	2																		2.19"								
YAG28LTC516LD90	3																		1.21"								
YAG28LTC516N66LD	1																		2.64"								
YAG28LTC38LD	1							3/8"								1.14"	1.03"	.15"	2.45"								
YAG28LTC38LD45	2																		2.32"								
YAG28LTC38LD90	3																		1.33"								
YAG28LTC12LD	1																		2.70"								
YAG28LTC12LD45	2							1/2"								1.14"	1.03"	.15"	2.57"								
YAG28LTC12LD90	3																		1.58"								
YAG28LTC58LD	1																		2.95"								
YAG28LTC58LD45	2							5/8"								1.14"	1.03"	.15"	2.82"								
YAG28LTC58LD90	3																		1.83"								
YAG28LTC34LD	1																		3.14"								
YAG28LTC34LD45	2							3/4"								1.14"	1.03"	.15"	3.00"								
YAG28LTC34LD90	3																		2.02"								
YAG29LTC14LD	1																		4/0 WELD	550/24	1/4"	1.14"	1.03"	.16"	Y644HS (1) Y81KFT (1) Y81KFTMBH (1) PAT81KFT-18V (1)	W29VT (2) X29RT (4)	W29VT (2) X29RT (4) W29RT (2)
YAG29LTC14LD45	2	2.13"																									
YAG29LTC14LD90	3	1.14"																									
YAG29LTC516LD	1	5/16"	1.14"	1.03"	.16"	2.32"																					
YAG29LTC516LD45	2					2.19"																					
YAG29LTC516LD90	3					1.21"																					
YAG29LTC38LD	1					2.45"																					
YAG29LTC38LD45	2	3/8"	1.14"	1.03"	.16"	2.32"																					
YAG29LTC38LD90	3					1.33"																					
YAG29LTC12LD	1					2.70"																					
YAG29LTC12LD45	2					2.57"																					
YAG29LTC12LD90	3	1/2"	1.14"	1.03"	.16"	1.58"																					
YAG29LTC58LD	1					2.95"																					
YAG29LTC58LD45	2					2.82"																					
YAG29LTC58LD90	3	5/8"	1.14"	1.03"	.16"	1.83"																					
YAG29LTC34LD	1					3.14"																					
YAG29LTC34LD45	2					3.00"																					
YAG29LTC34LD90	3	2.02"																									
YAG30LTC516LD	1	250 FLEX	CLASS G - 259 STR.	5/16"	1.20"	1.03"	.16"	Y644HS (1) Y81KFT (1) Y81KFTMBH (1) PAT81KFT-18V (1)	W29VT (2) X29RT (4)	W29VT (2) X29RT (4) W29RT (2)	U29RT (1)	Yellow	16	1-1/16"													
YAG30LTC516LD45	2														2.34"												
YAG30LTC516LD90	3														2.25"												
YAG30LTC38LD	1														1.24"												
YAG30LTC38LD45	2														2.47"												
YAG30LTC38LD90	3														2.37"												
YAG30LTC12LD	1														1.36"												
YAG30LTC12LD45	2														2.72"												
YAG30LTC12LD90	3														2.62"												
YAG30LTC12LD90	3														CLASS H - 427 STR.	1.61"											

* Use PUADP-1 adapter with "U" dies in Y46 HYPRESS™

** The 120 MM² referenced here is for both Class 2 and Class 5 conductor.

*** The MM² conductor sizes listed are the recommendations for Class 5 conductor.

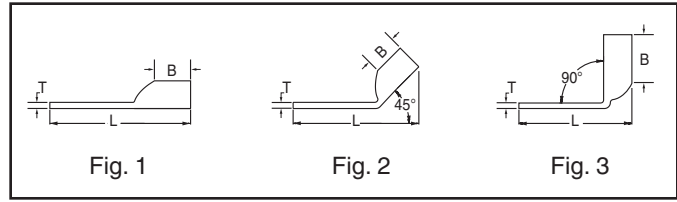
▲ See tooling section of this catalog for complete tool and die listings.

† Alternate Tooling includes Y8MRB-1, MY29-11

◆ For applications greater than 2000 Volts consult cable manufacturer for voltage stress relief instructions.

Note: All dimensions shown are for reference only.

ONE HOLE HYLUG™ FLEX CONDUCTOR STANDARD BARREL LEAD PLATED (Continued)



C-38

Catalog Number	Fig #	Conductor		Stud Hole Size	Tongue Width	Figure Dimensions			▲ Installation Tooling													
		AWG	MM²			(B)	(T)	(L)	Dieless (# of crimps)	Mechanical		Hydraulic		Color Code	Die Index	Wire Strip Length						
										MD6, OUR840, MD7-34R	BCT500HS, Y500CTHS	Y35, Y39, Y750, Y46*, PAT750										
YAG30LTC58LD	1	250 FLEX CLASS G - 259 STR. CLASS H - 427 STR.		5/8"	1.20"	1.03"	.16"	2.97"	Y644HS (1) Y81KFT (1) Y81KFTMBH (1) PAT81KFT-18V (1)	W29VT (2) X29RT (4)	W29VT (2) X29RT (4) W29RT (2)	U29RT (1)	Yellow	16	1-1/16"							
YAG30LTC58LD45	2															3/4"	1.20"	1.03"	.16"	2.87"	2.35"	
YAG30LTC58LD90	3																					2.05"
YAG30LTC34LD	1																					
YAG30LTC34LD45	2															2.26"						
YAG30LTC34LD90	3	637/259	150	1/4"	1.29"	1.06"	.18"	2.41"		W30VT (2) W30RT (2)	W30VT (2) W30RT (2)	U30RT (2)	White	17	1-1/8"							
YAG31LTC14LD	1															5/16"	1.29"	1.06"	.18"	2.32"		
YAG31LTC14LD45	2																				2.26"	
YAG31LTC14LD90	3			3/8"	1.29"	1.06"	.18"	1.40"														
YAG31LTC516LD	1									1/2"	1.29"	1.06"	.18"	2.78"								
YAG31LTC516LD45	2			2.70"																		
YAG31LTC516LD90	3				1/2"	.96"	1.06"	.18"		1.65"												
YAG31LTC38LD	1			5/8"							1.29"	1.06"	.18"	3.03"								
YAG31LTC38LD45	2				2.95"																	
YAG31LTC38LD90	3			3/4"		1.29"	1.06"	.18"		1.90"												
YAG31LTC12LD	1				3/4"				1.29"		1.06"	.18"	3.22"									
YAG31LTC12LD45	2			2.70"																		
YAG31LTC12LD90	3				775/24-300 FLEX 313.1 kcmil	185	3/8"	1.40"	1.19"	.19"	2.09"	W31VT (2)	W31VT (2) W31RT (2)	U31RT (2)	Red	18	1-1/4"					
YAG31LNT12LD	1			1/2"														1.40"	1.19"	.19"	2.78"	
YAG31LNT12LD45	2																					2.70"
YAG31LNT12LD90	3	5/8"	1.40"	1.19"			.19"	1.65"														
YAG31LTC58LD	1								3/8"	1.40"	1.19"	.19"	2.72"									
YAG31LTC58LD45	2	2.61"																				
YAG31LTC58LD90	3		1/2"	1.40"			1.19"	.19"	1.45"													
YAG31LTC34LD	1	5/8"								1.40"	1.19"	.19"	2.97"									
YAG31LTC34LD45	2		2.86"																			
YAG31LTC34LD90	3	3/8"		1.40"			1.19"	.19"	1.70"													
YAG32LTC38LD	1		5/8"							1.40"	1.19"	.19"	3.22"									
YAG32LTC38LD45	2	3.11"																				
YAG32LTC38LD90	3		1.95"																			
YAG34LTC516LD	1	925/24-350 FLEX 373.7 kcmil		240			5/16"	1.55"	1.27"	.23"	2.78"	W32VT (2) W32RT (2)	W32VT (2) W32RT (2)	U32RT (2)	Blue	19	1-5/16"					
YAG34LTC516LD45	2		.96"															1.27"	.23"	3.09"		
YAG34LTC516LD90	3				2.91"																	
YAG34LTC516N66LD	1		3/8"			1.55"	1.27"	.23"	2.83"													
YAG34LNT516N66LD	1				2.83"																	
YAG34LTC38LD	1		3/8"			1.55"	1.27"	.23"	1.53"													
YAG34LTC38LD45	2				2.91"																	
YAG34LTC38LD90	3		1/2"			1.73"	1.27"	.23"	3.16"													
YAG34LTC12LD	1				3.16"																	
YAG34LTC12LD45	2		3.08"																			
YAG34LTC12LD90	3				1.78"																	

* Use PUADP-1 adapter with "U" dies in Y46 HYPRESS™

*** The MM² conductor sizes listed are the recommendations for Class 5 conductor.

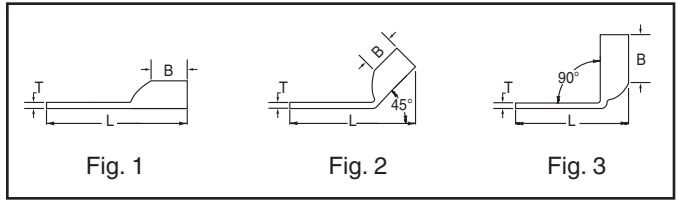
▲ See tooling section of this catalog for complete tool and die listings.

† Alternate Tooling includes Y8MRB-1, MY29-11

◆ For applications greater than 2000 Volts consult cable manufacturer for voltage stress relief instructions.

Note: All dimensions shown are for reference only.

ONE HOLE HYLUG™ FLEX CONDUCTOR STANDARD BARREL LEAD PLATED (Continued)



Catalog Number	Fig #	Conductor		Stud Hole Size	Tongue Width	Figure Dimensions			Dieless (# of crimps)	▲ Installation Tooling					Wire Strip Length
		AWG	*** MM²			(B)	(T)	(L)		Mechanical MD6, OUR840, MD7-34R	Hydraulic BCT500HS, Y500CTHS		Y35, Y39, Y750, Y46*, PAT750	Color Code	
YAG34LTC58LD	1	925/24-350 FLEX 373.7 kcmil		5/8"	1.73"	1.27"	.23"	3.41"	Y644HS (1) Y81KFT (1) Y81KFTMBH (1) PAT81KFT-18V (1)	W32VT (2)	W32VT (2) W32RT (2)	U32RT (2)	Blue	19	1-5/16"
YAG34LTC58LD45	2							3.33"							
YAG34LTC58LD90	3							2.03"							
YAG36LTC12LD	1	1100/24-450 FLEX		1/2"	1.73"	1.38"	.27"	3.34"							
YAG36LTC12LD45	2							3.30"							
YAG36LTC12LD90	3							1.86"							
YAG36LTC58LD	1	444.4 kcmil		5/8"	1.73"	1.38"	.27"	3.59"							
YAG36LTC58LD45	2							3.55"							
YAG36LTC58LD90	3							2.11"							
YAG38LTC516LD	1	1325/24		5/16"	1.84"	1.45"	.27"	3.08"							
YAG38LTC516LD45	2							3.01"							
YAG38LTC516LD90	3							1.52"							
YAG38LTC38LD	1	500 FLEX	300	3/8"	1.84"	1.45"	.27"	3.39"							
YAG38LTC38LD45	2							3.32"							
YAG38LTC38LD90	3							1.83"							
YAG38LTC12LD	1	535.3 kcmil		1/2"	1.84"	1.45"	.27"	3.46"							
YAG38LTC12LD45	2							3.38"							
YAG38LTC12LD90	3							1.90"							
YAG38LTC58LD	1			5/8"	1.84"	1.45"	.27"	3.71"							
YAG38LTC58LD45	2							3.63"							
YAG38LTC58LD90	3							2.15"							
YAG40LTC516LD	1	1600/24-646 kcmil		5/16"	1.96"	1.42"	.30"	3.11"							
YAG40LTC516LD45	2							3.10"							
YAG40LTC516LD90	3							1.59"							
YAG40LTC38LD	1	650 FLEX	400	3/8"	1.96"	1.42"	.30"	3.42"							
YAG40LTC38LD45	2							3.42"							
YAG40LTC38LD90	3							1.91"							
YAG40LTC12LD	1			1/2"	1.96"	1.42"	.30"	3.48"							
YAG40LTC12LD45	2							3.47"							
YAG40LTC12LD90	3							1.96"							
YAG40LTC58LD	1			5/8"	1.96"	1.42"	.30"	3.73"							
YAG40LTC58LD45	2							3.72"							
YAG40LTC58LD90	3							2.21"							
YAG44LTC12LD	1	1925/24		1/2"	2.18"	1.65"	.33"	3.85"							
YAG44LTC12LD45	2							3.81"							
YAG44LTC12LD90	3							2.07"							
YAG44LTC58LD	1	777.7 kcmil		5/8"	2.18"	1.65"	.33"	4.10"							
YAG44LTC58LD45	2							4.06"							
YAG44LTC58LD90	3							2.32"							

* Use PUADP-1 adapter with "U" dies in Y46 HYPRESS™
 *** The MM² conductor sizes listed are the recommendations for Class 5 conductor.
 ▲ See tooling section of this catalog for complete tool and die listings.

† Alternate Tooling includes Y8MRB-1, MY29-11
 ◆ For applications greater than 2000 Volts consult cable manufacturer for voltage stress relief instructions.
 Note: All dimensions shown are for reference only.

BURNDY® Products FCI

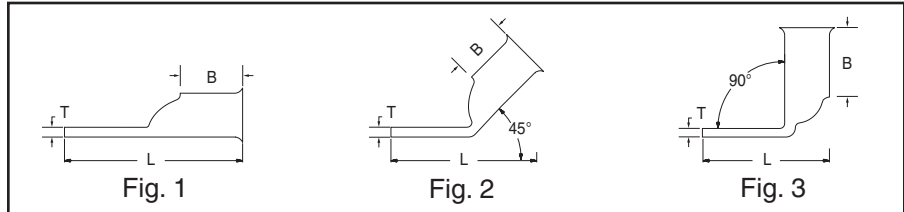

Compression

ONE HOLE HYLUG™ FLEX CONDUCTOR LONG BARREL BELLED END

TYPES YA-TC-FXB,
YAV-TC-FXB

C-40

UL Listed 90° C,
600 Volts to 35 KV ◆



Catalog Number	Fig #	Conductor		Stud Hole Size	Tongue Width	Figure Dimensions			Dieless (# of crimps)	▲ Installation Tooling				Wire Strip Length	
		AWG	MM ²			(B)	(T)	(L)		Mechanical MD6, OUR840, MD7-34R	Hydraulic		Color Code		Die Index
											BCT500HS, Y500CTHS	Y35, Y39, Y750 Y46*, PAT750			
YA8C-TC10-FXB	1	37/24 #8 WELD 8 AWG	** 10	8-10	.41"	.90"	.08"	1.64"	W8CVT (2)	W8CVT (2)	U8CRT (2)	Red	49	1"	
YA8C-TC14-FXB	1			1/4"				1.76"							Y81KFT (1) PAT81KFT-18V (1)
YAV6C-TC10-FXB	1	61/24 #6 WELD #6 AWG 91/24 #5 STR	** 16	8-10	.48"	1.22"	.08"	1.90"	W5CVT (2)	W5CVT (2)	U5CRT (2)	Blue	7	1-5/16"	
YAV6C-TC14-FXB	1			1/4"				2.11"							Y81KFT (1) PAT81KFT-18V (1)
YAV5C-TC14-FXB	1	#5 AWG		1/4"	.44"	1.22"	.07"	2.11"	W5CVT (2)	W5CVT (2)	U5CRT (2)	Blue	7	1-5/16"	
YAV4C-TC10-FXB	1	91/24 105/24 #4 WELD #4 AWG		8-10	.55"	1.22"	.09"	2.03"	W4CVT (2)	W4CVT (2)	U4CRT (2)	Gray	8	1-5/16"	
YAV4C-TC14-FXB	1			1/4"	.55"	1.22"	.09"	2.16"							Y81KFT (1) PAT81KFT-18V (1)
YAV4C-TC516-FXB	1			5/16"	.63"	1.22"	.09"	2.22"							MY29-11 (2) Y2MR + Y1MR (4) Y644HS (1) Y81KFT (1) PAT81KFT-18V (1)
YAV2C-TC10-FXB	1	125/24 150/24 #2 WELD #2 AWG	35	8-10	.67"	1.35"	.10"	2.23"	W2CVT (2)	W2CVT (2)	U2CRT (2)	Brown	10	1-7/16"	
YAV2C-TC516-FXB	1			5/16"				2.42"							Y81KFT (1) PAT81KFT-18V (1)
YAV1C-TC10-FXB	1	175/24 225/24 #1 WELD #1AWG		8-10	.69"	1.50"	.12"	2.40"	W1CVT (2)	W1CVT (2)	U1CRT-1 (2)	Green	11	1-9/16"	
YAV1C-TC516-FXB	1			5/16"				2.59"							Y81KFT (1) PAT81KFT-18V (1)

* Use PUADP-1 adapter with "U" dies in Y46 HYPRESS™

** The MM² conductor sizes referenced here are for both Class 2 and Class 5 conductor.

*** The MM² conductor sizes listed are the recommendations for Class 5 conductor.

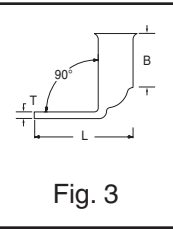
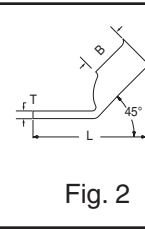
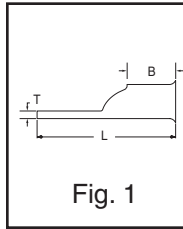
‡ P44RT for use with Y46 HYPRESS™ only. PUADP-1 adapter not required.

▲ See tooling section of this catalog for complete tool and die listings. Use ONLY color-coded die recommendations for "-FX" connectors. For nest/indenter system contact factory.

◆ For applications greater than 2000 Volts consult cable manufacturer for voltage stress relief instructions.

Note: All dimensions shown are for reference only.

ONE HOLE HYLUG™ FLEX CONDUCTOR LONG BARREL BELLED END (Continued)



Catalog Number	Fig #	Conductor		Stud Hole Size	Tongue Width	Figure Dimensions			Dieless (# of crimps)	▲ Installation Tooling				Wire Strip Length		
		AWG	MM²			(B)	(T)	(L)		Mechanical MD6, OUR840, MD7-34R	Hydraulic BCT500HS, Y500CTHS	Y35, Y39, Y750 Y46*, PAT750	Color Code		Die Index	
YAV25-TC10-FXB	1			8-10				2.44"	MY29-11 (2)							
YAV25-TC516-FXB	1	275/24		5/16"				2.63"	Y644HS (1)							
YAV25-TC38-FXB	1	1/0 WELD	50	3/8"	.83"	1.50"	.12"	2.75"	Y81KFT (2)	W25VT (4)	W25VT (4)	U25RT (2)	Pink	12	1-9/16"	
YAV25-TC12-FXB	1	1/0 AWG		1/2"				3.19"	Y81KFTMBH (2) PAT81KFT-18V (2)							
YAV26-TC38-FXB	1	352/24 2/0 WELD		3/8"				2.94"	MY29-11 (2)							
YAV26-TC12-FXB	1	2/0 AWG 450/24 3/0 WELD	70	1/2"	.93"	1.63"	.13"	3.37"	Y644HS (1) Y81KFT (2) Y81KFTMBH (2) PAT81KFT-18V (2)	W26VT (4)	W26VT (4)	U26RT (2)	Black	13	1-13/16"	
YAV27-TC12-FXB	1	3/0 AWG	95	1/2"	1.10"	1.64"	.14"	3.43"	MY29-11 (2) Y644HS (1) Y81KFT (2) Y81KFTMBH (2) PAT81KFT-18V (2)	W27VT (4)	W27VT (4)	U27RT (2)	Orange	14	1-13/16"	
YAV28-TC38-FXB	1	550/24 4/0 WELD	**	3/8"				3.17"	MY29-11 (2)							
YAV28-TC12-FXB	1	4/0 AWG 250 FLEX	120	1/2"	1.12"	1.77"	.14"	3.61"	Y644HS (1) Y81KFT (2) Y81KFTMBH (2) PAT81KFT-18V (2)	W28VT (4)	W28VT (4)	U28RT (2)	Purple	15	1-7/8"	
YA30-TC12-FXB	1	Class G 259 str. Class H 427 str. 250 FLEX		1/2"	1.20"	2.16"	.16"	4.02"	Y644HS (1) Y81KFT (2) Y81KFTMBH (2) PAT81KFT-18V (2)	W29VT (4)	W29VT (4)	U29RT (2)	Yellow	16	2-1/4"	
YA31-TC12-FXB	1	637/24 Class I, K, M	150	1/2"	1.28"	2.18"	.18"	4.08"	Y644HS (1) Y81KFT (2) Y81KFTMBH (2) PAT81KFT-18V (2)	W30VT (4)	W30VT (4)	U30RT (4)	White	17	2-1/4"	
YA32-TC12-FXB	1	313.1 kcmil	185	1/2"	1.38"	2.32"	.19"	4.28"		W31VT (4)	W31VT (4)	U31RT (4)	Red	18	2-1/4"	
YA32-TC58-FXB	1			5/8"				4.34"								
YA34-TC12-FXB	1	373.7 kcmil	240	1/2"	1.50"	2.48"	.23"	4.54"	Y644HS (1)	W32VT (4)	W32VT (4)	U32RT (4)	Blue	19	2-9/16"	
YA34-TC58-FXB	1	925/24		5/8"				4.60"	Y81KFT (2)							
YA36-TC12-FXB	1	444.4 kcmil		1/2"	1.69"	2.95"	.26"	5.09"	Y81KFTMBH (2)			U34RT (4)	Brown	20	3-1/16"	
YA36-TC58-FXB	1	1100/24		5/8"				5.15"	PAT81KFT-18V (2)							
YA38-TC58-FXB	1	535.3 kcmil 1325/24	300	5/8"	1.81"	3.08"	.27"	5.32"		-	-	U38XRT (4)	Pink	L99	3-3/16"	
YA40-TC58-FXB	1	646 kcmil - 1600/24	400	5/8"	1.95"	3.24"	.30"	5.53"	Y644HS (1) Y81KFT (3) Y81KFTMBH (3) PAT81KFT-18V (3)	-	-	U39RT (4)	Black	24	3-5/16"	
YA44-TC58-FXB	1	777.7 kcmil - 1925/24	500	5/8"	2.17"	3.33"	.33"	5.71"	Y644HS (1) Y81KFT (3) Y81KFTMBH (3) PAT81KFT-18V (3)	-	-	U44XRT (4)	Yellow	L115	3-7/16"	
YA46-TC58-FXB	1	1111 kcmil		5/8"	2.69"	3.58"	.39"	6.19"		-	-	**P45RT (4)	Yellow	29	3-11/16"	

* Use PUADP-1 adapter with "U" dies in Y46 HYPRESS™
 ** The 16 MM² and 120 MM² referenced here are for both Class 2 and Class 5 conductor.
 *** The MM² conductor sizes listed are the recommendations for Class 5 conductor.
 † P44RT for use with Y46 HYPRESS™ only. PUADP-1 adapter not required.

▲ See tooling section of this catalog for complete tool and die listings. Use ONLY color-coded die recommendations for "FX" connectors. For nest/indenter system contact factory.
 ◆ For applications greater than 2000 Volts consult cable manufacturer for voltage stress relief instructions.
 Note: All dimensions shown are for reference only.

BURNDY® Products FCI

Compression

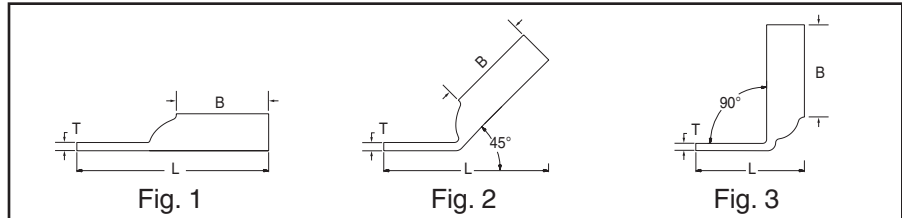
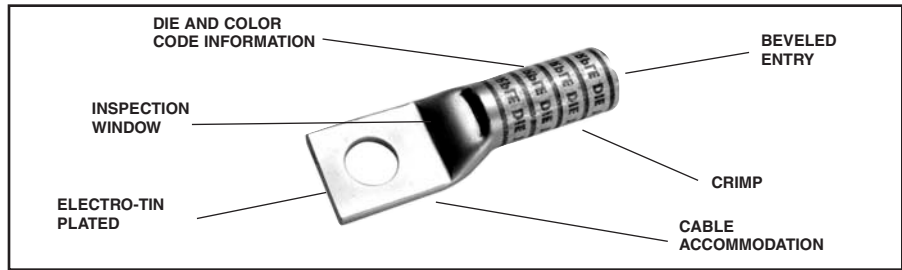
ONE HOLE HYLUG™ FLEX CONDUCTOR LONG BARREL WITH INSPECTION WINDOW

TYPES YAZ, YAZV

COPPER COMPRESSION
TERMINAL

C-42

UL Listed 90° C,
600 Volts to 35 KV ◆



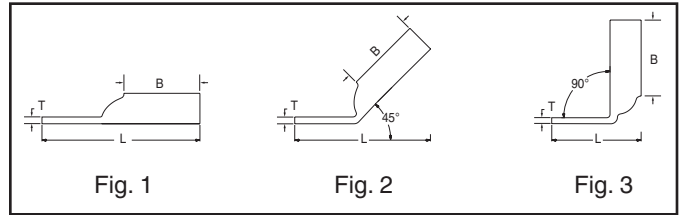

Catalog Number	Fig #	Conductor		Stud Hole Size	Tongue Width	Figure Dimensions			Dieless (# of crimps)	▲ Installation Tooling				Wire Strip Length	
		AWG	MM²			(B)	(T)	(L)		Mechanical MD6, OUR840, MD7-34R	Hydraulic BCT500HS, Y500CTHS	Y35, Y39, Y750, Y46*, PAT750	Color Code		Die Index
YAZ8C-TC10	1			# 10	.41"	.75"	.08"	1.58"	Y1MR (2)						
YAZ8C-TC10-45	2							1.47"	Y8MRB-1 (2)						
YAZ8C-TC10-90	3							.75"	Y2MR (2)						
YAZ8C-TC14	1	37/24						1.7"	MY29-3 (2)	W8CVT (2)	W8CVT (2)				
YAZ8C-TC14-45	2	#8 WELD	** 10	1/4"	.44"	.75"	.08"	1.58"	MY29-11 (2)	W8CRT (2)	W8CRT (2)	U8CRT (2)	Red	49	7/16"
YAZ8C-TC14-90	3	#8 AWG						.87"	MRC840 (2)	X8CRT (2)	X8CRT (2)				
YAZ8C-TC38	1							1.89"	Y81KFT (1)						
YAZ8C-TC38-45	2			3/8"	.58"	.75"	.06"	1.72"	Y81KFTMBH (1)						
YAZ8C-TC38-90	3							1.05"	PAT81KFT-18V (1)						
YAZV6CTC14FX	1							2.03"	Y1MR(2)						
YAZV6CTC14FX45	2			1/4"	.48"	.75"	.08"	1.83"	Y2MR (2)						
YAZV6CTC14FX90	3							.89"	MY29-3 (2)						
YAZV6CTC38FX	1	61/24	** 16					2.22"	MY29-11 (2)	W5CVT (2)	W5CVT (2)	U5CRT (2)	Blue	7	1-3/16"
YAZV6CTC38FX45	2	#6 WELD		3/8"	.58"	.75"	.06"	1.97"	MRC840 (2)	W5CRT (2)	W5CRT (2)				
YAZV6CTC38FX90	3	#6 AWG						1.06"	Y644HS (1)	X5CRT (2)	X5CRT (2)				
									Y81KFT (1)						
									Y81KFTMBH (1)						
									PAT81KFT-18V (1)						
YAZV4CTC14FX	1							2.21"							
YAZV4CTC14FX45	2	91/24		1/4"	.55"	1.25"	.09"	1.97"	Y1MR (4)	W4CVT (2)	W4CVT (2)	U4CRT (2)	Gray	8	1-5/16"
YAZV4CTC14FX90	3	105/24						.93"	Y2MR (4)	W4CRT (2)	W4CRT (2)				
YAZV4CTC38FX	1	#4 WELD						2.39"	MY29-3 (2)	X4CRT (2)	X4CRT (2)				
YAZV4CTC38FX45	2	#4 AWG		3/8"	.58"	1.25"	.08"	2.13"	MY29-11 (2)						
YAZV4CTC38FX90	3							1.11"	MRC840 (2)						
YAZV2CTC14FX	1							2.39"	Y644HS (1)						
YAZV2CTC14FX45	2			1/4"	.68"	1.38"	.10"	2.13"	Y81KFT (1)	W2CVT (2)	W2CVT (2)	U2CRT (2)	Brown	10	1-7/16"
YAZV2CTC14FX90	3	125/24						.98"	Y81KFTMBH (1)	W2CRT (2)	W2CRT (2)				
YAZV2CTC38FX	1	150/24						2.57"	PAT81KFT-18V (1)	X2CRT (2)	X2CRT (2)				
YAZV2CTC38FX45	2	#2 WELD	35	3/8"	.68"	1.38"	.10"	2.31"							
YAZV2CTC38FX90	3	#2 AWG						1.16"							
YAZV2CTC12FX	1							3.01"							
YAZV2CTC12FX45	2			1/2"	.83"	1.38"	.09"	2.75"							
YAZV2CTC12FX90	3							1.6"							
YAZV1CTC14FX	1							2.42"	MY29-3 (2)						
YAZV1CTC14FX45	2	175/24		1/4"	.75"	1.38"	.12"	2.19"	MY29-11 (2)	W1CRT-1 (2)	W1CRT-1 (2)	U1CRT-1 (2)	Green	11	11/16"
YAZV1CTC14FX90	3							1.02"	MRC840 (2)	W1CVT (2)	W1CVT (2)				
									Y644HS (1)	X1CRT-1 (2)	X1CRT-1 (2)				
									Y81KFT (1)						
									Y81KFTMBH (1)						
									PAT81KFT-18V (1)						

* Use PUADP-1 adapter with "U" dies in Y46 HYPRESS™
 ** The MM² conductor size referenced here is for both Class 2 and Class 5 conductor.
 *** The MM² conductor sizes listed are the recommendations for Class 5 conductor.

▲ See tooling section of this catalog for complete tool and die listings. Use ONLY color-coded die recommendations for "-FX" connectors. For nest/indenter system contact factory.

◆ For applications greater than 2000 Volts consult cable manufacturer for voltage stress relief instructions.
 Note: All dimensions shown are for reference only.

ONE HOLE HYLUG™ FLEX CONDUCTOR LONG BARREL WITH INSPECTION WINDOW (Continued)



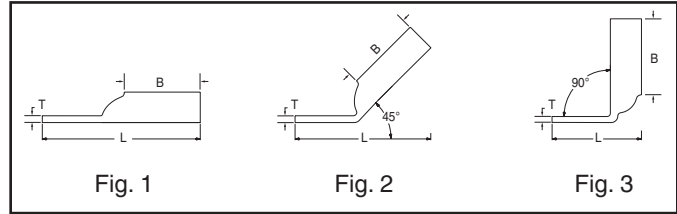
Catalog Number	Fig #	Conductor		Stud Hole Size	Tongue Width	Figure Dimensions			Dieless (# of crimps)	▲ Installation Tooling					Wire Strip Length									
		AWG	*** MM²			(B)	(T)	(L)		Mechanical MD6, OUR840, MD7-34R	Hydraulic BCT500HS, Y500CTHS		Y35, Y39, Y750, Y46*, PAT750	Color Code		Die Index								
YAZV1CTC516FX	1	225/24 #1 WELD #1 AWG	-	5/16"	.75"	1.38"	.12"	2.47"	Y644HS (1) Y81KFT (1) Y81KFTMBH (1) PAT81KFT-18V (1)	W1CRT-1 (2) W1CVT (2) X1CRT-1 (2)	W1CRT-1 (2) W1CVT (2) X1CRT-1 (2)	U1CRT-1 (2)	Green	11	1-7/16"									
YAZV1CTC516FX45	2							2.24"																
YAZV1CTC516FX90	3							1.08"																
YAZV1CTC38FX	1			3/8"	.75"	1.38"	.12"	2.60"																
YAZV1CTC38FX45	2							2.37"																
YAZV1CTC38FX90	3							1.20"																
YAZV25TC14FX	1	275/24 1/0 WELD 1/0 AWG	50	1/4"	.83"	1.50"	.12"	2.58"	MY29-11 (2) Y644HS (1) Y81KFT (2) Y81KFTMBH (2) PAT81KFT-18V (2)	W25VT (4) W25RT (4) X25RT (4)	W25VT (4) W25RT (4) X25RT (4)	U25RT (2)	Pink	12	1-9/16"									
YAZV25TC14FX45	2							2.30"																
YAZV25TC14FX90	3							1.04"																
YAZV25TC38FX	1			3/8"	.83"	1.50"	.12"	2.76"																
YAZV25TC38FX45	2							2.48"																
YAZV25TC38FX90	3							1.23"																
YAZV25TC12FX	1			1/2"	.83"	1.50"	.12"	3.20"																
YAZV25TC12FX45	2							2.92"																
YAZV25TC12FX90	3							1.66"																
YAZV26TC14FX	1			325/24 2/0 WELD 2/0 AWG	70	1/4"	.93"	1.50"								.13"	2.58"	MY29-11 (2) Y644HS (1) Y81KFT (2) Y81KFTMBH (2) PAT81KFT-18V (2)	W26VT (4) W26RT (4) X26RT (4)	W26VT (4) W26RT (4) X26RT (4)	U26RT (2)	Black	13	1-9/16"
YAZV26TC14FX45	2																2.30"							
YAZV26TC14FX90	3																1.04"							
YAZV26TC38FX	1	3/8"	.93"			1.50"	.13"	2.76"																
YAZV26TC38FX45	2							2.48"																
YAZV26TC38FX90	3							1.23"																
YAZV26TC12FX	1	1/2"	.93"			1.50"	.13"	3.20"																
YAZV26TC12FX45	2							2.92"																
YAZV26TC12FX90	3							1.66"																
YAZV27TC38FX	1	450/24 3/0 WELD 3/0 AWG	95			3/8"	1.03"	1.50"	.14"	2.80"	MY29-11 (2) Y644HS (1) Y81KFT (2) Y81KFTMBH (2) PAT81KFT-18V (2)	W27RT (4) W27VT (4) X27RT (4)	W27RT (4) W27VT (4) X27RT (4)	U27RT (2)	Orange	14	1-9/16"							
YAZV27TC38FX45	2									2.52"														
YAZV27TC38FX90	3									1.25"														
YAZV28NT38FX	1			550/24 4/0 WELD 4/0 AWG	** 120	3/8"	.94"	1.62"	.14"	2.96"								MY29-11 (2) Y644HS (1) Y81KFT (2) Y81KFTMBH (2) PAT81KFT-18V (2)	W28VT (4) W28RT (4) X28RT (6)	W28VT (4) W28RT (4) X28RT (6)	U28RT (2)	Purple	15	1-11/16"
YAZV28NT38FX-45	2									2.67"														
YAZV28NT38FX-90	3									1.30"														
YAZV28TC38FX	1	3/8"	1.14"			1.62"	.14"	2.96"																
YAZV28TC38FX45	2							2.67"																
YAZV28TC38FX90	3							1.30"																
YAZV28TC12FX	1	1/2"	1.14"	1.62"	.14"	3.18"																		
YAZV28TC12FX45	2					2.89"																		
YAZV28TC12FX90	3					1.52"																		
YAZV29NT516FX	1	550/24 4/0 WELD	-	5/16"	.96"	2.00"	.16"	2.87"	MY29-11 (2) Y644HS (1) Y81KFT (2) Y81KFTMBH (2) PAT81KFT-18V (2)	W29VT (4) X29RT (8)	W29RT (4) W29VT (4) X29RT (8)	U29RT (2)	Yellow	16	2-1/16"									
YAZV29NT516FX-45	2							2.60"																
YAZV29NT516FX-90	3							1.21"																
YAZ30TC38FX	1	250 FLEX CLASS G 259 STR. CLASS H 427 STR.	-	3/8"	1.20"	2.00"	.16"	3.42"	MY29-11 (2) Y644HS (1) Y81KFT (2) Y81KFTMBH (2) PAT81KFT-18V (2)	W29VT (4) X29RT (8)	W29RT (4) W29VT (4) X29RT (8)	U29RT (2)	Yellow	16	2-1/16"									
YAZ30TC38FX-45	2							3.05"																
YAZ30TC38FX-90	3							1.37"																
YAZ31TC38FX	1	262.2 FLEX 637/24 CLASS I, K, M	150	3/8"	1.28"	2.00"	.18"	3.45"	MY29-11 (2) Y644HS (1) Y81KFT (2) Y81KFTMBH (2) PAT81KFT-18V (2)	W30VT (4)	W30VT (4) W30RT (4)	U30RT (4)	White	17	2-1/16"									
YAZ31TC38FX45	2							3.10"																
YAZ31TC38FX90	3							1.41"																
YAZ32TC38FX	1	775/24 313.1 kcmil 300 FLEX	185	3/8"	1.55"	2.12"	.19"	3.62"	MY29-11 (2) Y644HS (1) Y81KFT (2) Y81KFTMBH (2) PAT81KFT-18V (2)	W31VT (4)	W31VT (4) W31RT (4)	U31RT (4)	Blue	19	2-3/16"									
YAZ32TC38FX45	2							3.25"																
YAZ32TC38FX90	3							1.46"																

* Use PUADP-1 adapter with "U" dies in Y46 HYPRESS™
 ** The 120 MM² referenced here is for both Class 2 and Class 5 conductor.
 *** The MM² conductor sizes listed are the recommendations for Class 5 conductor.

▲ See tooling section of this catalog for complete tool and die listings. Use ONLY color-coded die recommendations for "FX" connectors. For nest/indenter system contact factory.
 ◆ For applications greater than 2000 Volts consult cable manufacturer for voltage stress relief instructions.

Note: All dimensions shown are for reference only.

ONE HOLE HYLUG™ FLEX CONDUCTOR LONG BARREL WITH INSPECTION WINDOW (Continued)



C-44

Catalog Number	Fig #	Conductor		Stud Hole Size	Tongue Width	Figure Dimensions			▲ Installation Tooling																													
		AWG	*** MM ²			(B)	(T)	(L)	Dieless (# of crimps)	Mechanical		Hydraulic		Color Code	Die Index	Wire Strip Length																						
										MD6, OUR840, MD7-34R	BCT500HS, Y500CTHS	Y35, Y39, Y750 Y46*, PAT750																										
YAZ34NT38FX	1	925/24 373.3 kcmil 350 FLEX	240	3/8"	.96"	2.25"	.23"	3.85"	Y644HS(1) Y81KFT (2) Y81KFTMBH (2) PAT81KFT-18V (2)	-	-	U32RT (4)	Blue	19	2-5/16"																							
YAZ34NT38FX-45	2					2.25"	.23"	3.5"																														
YAZ34NT38FX-90	3					2.25"	.23"	1.54"																														
YAZ34TC38FX	1			1100/24 444.4 kcmil 450 FLEX	-	3/8"	1.52"	2.25"								.23"	3.85"	-	-	U34RT (4)	Brown	20	2-3/4"															
YAZ34TC38FX45	2							2.25"								.23"	3.5"																					
YAZ34TC38FX90	3							2.25"								.23"	1.54"																					
YAZ34TC12FX	1					1325/24 535.3 kcmil 500 FLEX	300	1/2"								1.52"	2.25"							.23"	4.29"	-	-	U38XRT (4)	Pink	L99	2-7/8"							
YAZ34TC12FX45	2																2.25"							.23"	3.94"													
YAZ34TC12FX90	3																2.25"							.23"	1.98"													
YAZ36TC38FX	1	1325/24 535.3 kcmil 500 FLEX	300	3/8"	1.63"			2.81"	.27"	4.55"	-	-	-	-	-	-																						
YAZ36TC38FX45	2							2.81"	.27"	4.14"																												
YAZ36TC38FX90	3							2.81"	.27"	1.81"																												
YAZ38NT38FX	1			1325/24 535.3 kcmil 500 FLEX	300			3/8"	1.63"	2.81"							.27"	4.72"	-	-	-	-	-	-														
YAZ38NT38FX-45	2									2.81"							.27"	4.26"																				
YAZ38NT38FX-90	3									2.81"							.27"	1.84"																				
YAZ38TC38FX	1					1325/24 535.3 kcmil 500 FLEX	300	3/8"	1.81"	2.81"							.27"	4.72"							-	-	-	-	-	-								
YAZ38TC38FX45	2									2.81"							.27"	4.26"																				
YAZ38TC38FX90	3									2.81"							.27"	1.84"																				
YAZ38NT12FX	1							1325/24 535.3 kcmil 500 FLEX	300	1/2"							1.63"	2.81"													.27"	4.97"	-	-	-	-	-	-
YAZ38NT12FX-45	2																	2.81"													.27"	4.51"						
YAZ38NT12FX-90	3																	2.81"													.27"	2.09"						
YAZ38TC12FX	1	1/2"	1.81"							2.81"	.27"	4.97"	-	-	-	-	-	-													-							
YAZ38TC12FX45	2											4.51"																										
YAZ38TC12FX90	3											2.09"																										

* Use PUADP-1 adapter with "U" dies in Y46 HYPRESS™. Catalog # PUADP-1 adapter is required to use "U" dies in Y46 series tools.

*** The MM² conductor sizes listed are the recommendations for Class 5 conductor.

▲ See tooling section of this catalog for complete tool and die listings. Use ONLY color-coded die recommendations for "FX" connectors. For nest/indenter system contact factory.

◆ For applications greater than 2000 Volts consult cable manufacturer for voltage stress relief instructions.

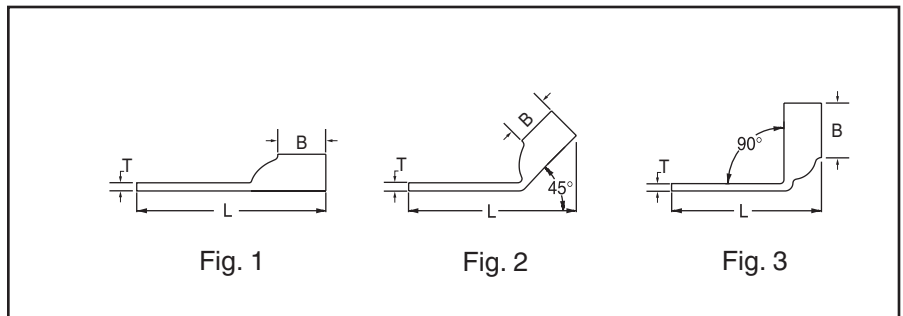

Note: All dimensions shown are for reference only.

TWO HOLE HYLUG™ CODE CONDUCTOR STANDARD BARREL

TYPES YAV-2TC, YA-L2L,
YA-2LN, AND YA-L-2TC

COPPER COMPRESSION
TERMINAL

UL Listed 90° C,
600 Volts to 35 KV ◆



C-45

Catalog Number	Fig #	Conductor		Stud Hole Size	Stud Hole Spacing	Tongue Width	Figure Dimensions			▲ Installation Tooling					Wire Strip Length																										
		AWG	*** MM ²				(B)	(T)	(L)	Dieless (# of crimps)	Mechanical MD6, OUR840, MD7-34R	Hydraulic		Color Code		Die Index																									
												BCT500HS, Y500CTHS	Y35, Y39, Y750, Y46*, PAT750																												
YAV102TC10	1	#14-10 STR	6	# 10	5/8"	.38"	.38"	.06"	1.72"	Y8MRB-1 (1)																															
YAV102TC10-45	2																				1.70"																				
YAV102TC10-90	3																				1.33"																				
YAV102TC14	1					1/4"	5/8"	.47"	.38"									.06"	1.84"																						
YAV102TC14-45	2																											1.81"													
YAV102TC14-90	3																											1.45"													
YAV102TC14E1	1			#12-10 SOL	6	1/4"	1"	.47"	.38"									.05"	2.22"																						
YAV102TC14E2	1																																					1.97"			
YAV102TC38	1																		3/8"																1"	.56"	.38"	.04"	2.40"		
YAV102TC38-45	2																	2.34"																							
YAV102TC38-90	3							2.01"																																	
YA8CL-2TC10	1	#8 AWG	†	# 10	5/8"	.41"	.44"	.08"	1.83"	Y1MR (1) Y2MR (1) Y8MRB-1 (1) MY29-3 (1) MY29-11 (1) MRC840 (1) Y81KFT (1) Y81KFTMBH (1) PAT81KFT-18V (1)																															
YA8CL-2TC10-45	2																																				1.83"				
YA8CL-2TC10-90	3																					1.37"																			
YA8CL-2TC10E2	1					# 10	3/4"	.41"	.44"										.08"	1.95"																					
YA8CL-2TC10E2-45	2																																					1.96"			
YA8CL-2TC10E2-90	3																											1.50"													
YA8CL-2TC14	1			#8 WELD	†	1/4"	5/8"	.44"	.44"										.08"	1.95"																					
YA8CL-2TC14-45	2																																								1.94"
YA8CL-2TC14-90	3																																								1.49"
YA8CL-2TC14E1	1			37/24	10	1/4"	1"	.44"	.44"										.08"	2.33"																			W8CVT (1) W8CRT (1) X8CRT (1)	W8CVT (1) W8CRT (1) X8CRT (1)	U8CRT (1)
YA8CL-2TC14E1-45	2												2.32"																												
YA8CL-2TC14E1-90	3												1.87"																												
YA8CL-2TC14E2	1	#6 SOL	†	1/4"	3/4"	.44"	.44"	.08"	2.08"																																
YA8CL-2TC14E2-45	2																				2.07"																				
YA8CL-2TC14E2-90	3																				1.62"																				
YA8CL-2TC38	1			3/8"	1"	.57"	.44"	.06"	2.52"																																
YA8CL-2TC38-45	2																												2.46"												
YA8CL-2TC38-90	3																												2.05"												
YA8C-2LN	1			1/2"	1-3/4"	0.83	.44"	.12"	3.75"																																
YA8C-2LN-45	2																																				3.83"				
YA8C-2LN-90	3																																				3.27"				

-- Color code not assigned.

* Use PUADP-1 adapter with "U" dies in Y46 HYPRESS™.

** P-RT die sets for use in Y46 HYPRESS™ only, PUADP-1 adapter not required.

*** The MM² conductor sizes listed are the recommendations for Class 2 conductor.

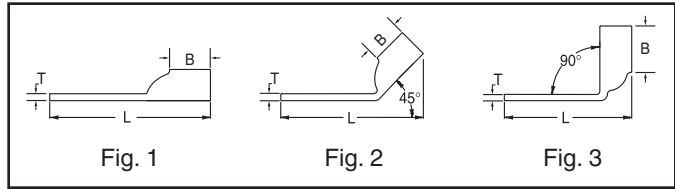
† The MM² conductor size referenced here is for both Class 2 and Class 5.

▲ See tooling section of this catalog for complete tool and die listings.

◆ For applications greater than 2000 volts consult cable manufacturer for voltage stress relief instructions.

Note: All dimensions shown are for reference only.

TWO HOLE HYLUG™ CODE CONDUCTOR STANDARD BARREL (Continued)



C-46

Catalog Number	Fig #	Conductor				Figure Dimensions			▲ Installation Tooling														
		AWG	*** MM ²	Stud Hole Size	Stud Hole Spacing	Tongue Width	(B)	(T)	(L)	Dieless (# of crimps)	Mechanical		Hydraulic		Color Code	Die Index	Wire Strip Length						
											MD6, OUR840, MD7-34R	BCT500HS, Y500CTHS	Y35, Y39, Y750, Y46*, PAT750										
YA6C-2L	1	6 AWG	-	1/4"	5/8"	.45"	.08"	2.01"	Y1MR (1) Y2MR (1) MY29-3 (1) MY29-11 (1) MRC840 (1) Y81KFT (1) Y81KFTMBH (1) PAT81KFT-18V (1)	W5CVT (1) W5CRT (1) X5CRT (1) X8CART (1)	W5CVT (1) W5CRT (1) X5CRT (1) X8CART (1)	U5CRT (1) U8CABT (1)	Blue	7	7/8"								
YA6C-2L-45	2							1.98"															
YA6C-2L-90	3							1.45"															
YA6C-2LN	1							1/2"								1-3/4"	.81"	.12"	3.87"				
YA6C-2LN-45	2																		3.91"				
YA6C-2LN-90	3																		3.28"				
YA6CL-2TC10	1							# 10								5/8"	.42"	.09"	1.94"				
YA6CL-2TC10-45	2																		1.94"				
YA6CL-2TC10-90	3																		1.39"				
YA6CL-2TC14	1							1/4"								5/8"	.45"	.08"	2.07"				
YA6CL-2TC14-45	2																		2.04"				
YA6CL-2TC14-90	3																		1.51"				
YA6CL-2TC14E	1							1/4"								1/2"	.45"	.08"	1.94"				
YA6CL-2TC14E-45	2																		1.91"				
YA6CL-2TC14E-90	3																		1.38"				
YA6CL-2TC14E1	1			1/4"	1"	.45"	.08"	2.44"															
YA6CL-2TC14E1-45	2							2.41"															
YA6CL-2TC14E1-90	3							1.88"															
YA6CL-2TC14E2	1			1/4"	3/4"	.44"	.08"	2.19"															
YA6CL-2TC14E2-45	2							2.16"															
YA6CL-2TC14E2-90	3							1.63"															
YA6CL-2TC38	1			3/8"	1"	.63"	.06"	2.63"															
YA6CL-2TC38-45	2							2.56"															
YA6CL-2TC38-90	3							2.06"															
YA6C-2L51	1			# 10	1/2"	.42"	.09"	1.79"															
YA6C-2L51-45	2							1.78"															
YA6C-2L51-90	3							1.23"															
YA6CL-2TC516	1			5/16"	1"	.52"	.07"	2.51"															
YA6CL-2TC516-45	2							2.45"															
YA6CL-2TC516-90	3							1.94"															
YA6CL-2TC516E2	1	5/16"	3/4"	.52"	.07"	2.26"																	
YA6CL-2TC516E2-45	2					2.20"																	
YA6CL-2TC516E2-90	3					1.69"																	
YA6C-2L52	1	1/4"	1/2"	.45"	.08"	1.88"																	
YA6C-2L52-45	2					1.85"																	
YA6C-2L52-90	3					1.32"																	
YA5C-2L	1	5 AWG	1/4"	5/8"	.44"	.81"	.07"	2.28"	Y1MR (2) Y2MR (2) MY29-3 (1) MY29-11 (1) MRC840 (1) Y644HS (1) Y81KFT (1) Y81KFTMBH (1) PAT81KFT-18V (1)	W4CVT (1) W4CRT (1) X4CRT (1)	W4CVT (1) W4CRT (1) X4CRT (1)	U4CRT (1) U6CABT (1)	Gray	8	7/8"								
YA5C-2L-45	2						2.15"																
YA5C-2L-90	3						1.44"																
YA4C-2L	1	4 AWG	-	1/4"	5/8"	.49"	.81"	.09"								Y1MR (2) Y2MR (2) MY29-3 (1) MY29-11 (1) MRC840 (1) Y644HS (1) Y81KFT (1) Y81KFTMBH (1) PAT81KFT-18V (1)	W4CVT (1) W4CRT (1) X4CRT (1)	W4CVT (1) W4CRT (1) X4CRT (1)	U4CRT (1) U6CABT (1)	Gray	8	7/8"	
YA4C-2L-45	2							2.30"															
YA4C-2L-90	3							2.21"															
YA4C-2L-90	3							1.48"															
YA4CL-2TC14	1							1/4"															5/8"
YA4CL-2TC14-45	2			2.27"																			
YA4CL-2TC14-90	3			1.54"																			
YA4CL-2TC38	1			3/8"	1"	.58"	.81"	.08"															2.96"
YA4CL-2TC38-45	2																						2.96"
YA4CL-2TC38-90	3																						2.82"
YA4CL-2TC38E1	1			1/4"	1"	.49"	.81"	.09"															2.09"
YA4CL-2TC38E1-45	2																						2.09"
YA4CL-2TC38E1-90	3																						2.74"
YA4CL-2TC14E1	1			1/4"	1"	.49"	.81"	.09"															2.65"
YA4CL-2TC14E1-45	2																						2.65"
YA4CL-2TC14E1-90	3	1.91"																					

-- Color code not assigned.

▲ See tooling section of this catalog for complete tool and die listings.

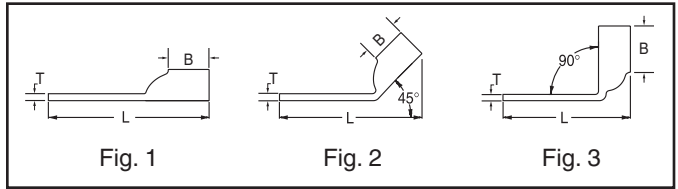
◆ For applications greater than 2000 volts consult cable manufacturer for voltage stress relief instructions.
* Use PUADP-1 adapter with "U" dies in Y46 HYPRESS™.

** P-RT die sets for use in Y46 HYPRESS™ only, PUADP-1 adapter not required.

*** The MM² conductor sizes listed are the recommendations for Class 2 conductor.

Note: All dimensions shown are for reference only.

TWO HOLE HYLUG™ CODE CONDUCTOR STANDARD BARREL (Continued)



Catalog Number	Fig #	Conductor							▲ Installation Tooling																														
		AWG	*** MM²	Stud Hole Size	Stud Hole Spacing	Tongue Width	Figure Dimensions			Dieless (# of crimps)	Mechanical		Hydraulic		Color Code	Die Index	Wire Strip Length																						
							(B)	(T)	(L)		MD6, OUR840, MD7-34R	BCT500HS, Y500CTHS	Y35, Y39, Y750, Y46*, PAT750																										
YA4C-2LN	1	4 AWG	-	1/2"	1-3/4"	.83"	.81"	.12"	4.14"	W4CVT (1)	X4CRT (1)	U4CRT (1)	Gray	8	7/8"																								
YA4C-2LN-45	2						.81"	.12"	4.10"																														
YA4C-2LN-90	3						.81"	.12"	3.30"																														
YA4CL-2TC14E2	1			4 AWG	-	1/4"	3/4"	.49"	.81"							.09"	2.49"	W4CVT (1)	X4CRT (1)	U4CRT (1)	Gray	8	7/8"																
YA4CL-2TC14E2-45	2								.81"							.09"	2.40"																						
YA4CL-2TC14E2-90	3								.81"							.09"	1.66"																						
YA4CL-2TC516	1					4 AWG	-	5/16"	1"							.52"	.81"							.09"	2.80"	W4CVT (1)	X4CRT (1)	U4CRT (1)	Gray	8	7/8"								
YA4CL-2TC516-45	2																.81"							.09"	2.69"														
YA4CL-2TC516-90	3																.81"							.09"	1.97"														
YA3CL-2TC14	1	3 AWG #2 Sol.	25					1/4"	5/8"	.55"	.81"	.09"	2.45"	W3CRT (1)	W3CRT (1)	U3CRT (1)	White							9	15/16"														
YA3CL-2TC14-45	2										.81"	.09"	2.33"																										
YA3CL-2TC14-90	3										.81"	.09"	1.55"																										
YA3C-2L	1			3 AWG #2 Sol.	25			5/16"	5/8"	.55"	.88"	.09"	2.64"					W3CRT (1)	W3CRT (1)	U3CRT (1)	White	9	15/16"																
YA3C-2L-45	2										.88"	.09"	2.52"																										
YA3C-2L-90	3										.88"	.09"	1.74"																										
YA3CL-2TC38	1					3 AWG #2 Sol.	25	3/8"	1"	.58"	.88"	.08"	3.06"													W3CRT (1)	W3CRT (1)	U3CRT (1)	White	9	15/16"								
YA3CL-2TC38-45	2										.88"	.08"	2.90"																										
YA3CL-2TC38-90	3										.88"	.08"	2.11"																										
YA2C-2L	1	2 AWG	35					5/16"	3/4"	.60"	.88"	.11"	2.67"	W2CVT (1) W2CRT (1) X2CRT (1)	W2CVT (1) W2CRT (1) X2CRT (1)	U2CRT (1)	Brown							10	15/16"														
YA2C-2L-45	2										.88"	.11"	2.57"																										
YA2C-2L-90	3										.88"	.11"	1.77"																										
YA2C-2LN	1			2 AWG	35			1/2"	1-3/4"	.83"	.88"	.11"	4.27"					W2CVT (1) W2CRT (1) X2CRT (1)	W2CVT (1) W2CRT (1) X2CRT (1)	U2CRT (1)	Brown	10	15/16"																
YA2C-2LN-45	2										.88"	.11"	4.19"																										
YA2C-2LN-90	3										.88"	.11"	3.14"																										
YA2CL-2TC14	1					2 AWG	35	1/4"	5/8"	.60"	.88"	.11"	2.47"													W2CVT (1) W2CRT (1) X2CRT (1)	W2CVT (1) W2CRT (1) X2CRT (1)	U2CRT (1)	Brown	10	15/16"								
YA2CL-2TC14-45	2										.88"	.11"	2.38"																										
YA2CL-2TC14-90	3										.88"	.11"	1.58"																										
YA2CL-2TC14E1	1							2 AWG	35	1/4"	1"	.60"	.88"																			.11"	2.85"	W2CVT (1) W2CRT (1) X2CRT (1)	W2CVT (1) W2CRT (1) X2CRT (1)	U2CRT (1)	Brown	10	15/16"
YA2CL-2TC14E1-45	2												.88"																			.11"	2.77"						
YA2CL-2TC14E1-90	3												.88"																			.11"	1.96"						
YA2CL-2TC14E2	1			2 AWG	35					1/4"	3/4"	.60"	.88"					.11"	2.60"	W2CVT (1) W2CRT (1) X2CRT (1)	W2CVT (1) W2CRT (1) X2CRT (1)	U2CRT (1)	Brown									10	15/16"						
YA2CL-2TC14E2-45	2												.88"					.11"	2.51"																				
YA2CL-2TC14E2-90	3												.88"					.11"	1.71"																				
YA2CL-2TC38	1					2 AWG	35			3/8"	1"	.60"	.88"					.11"	3.03"							W2CVT (1) W2CRT (1) X2CRT (1)	W2CVT (1) W2CRT (1) X2CRT (1)	U2CRT (1)	Brown	10	15/16"								
YA2CL-2TC38-45	2												.88"					.11"	2.94"																				
YA2CL-2TC38-90	3												.88"					.11"	2.15"																				
YA2CL-2TC516	1							2 AWG	35	5/16"	1"	.60"	.88"					.11"	2.91"															W2CVT (1) W2CRT (1) X2CRT (1)	W2CVT (1) W2CRT (1) X2CRT (1)	U2CRT (1)	Brown	10	15/16"
YA2CL-2TC516-45	2												.88"					.11"	2.82"																				
YA2CL-2TC516-90	3												.88"					.11"	2.02"																				
YA1C-2LN	1			1 AWG	50					1/2"	1-3/4"	.81"	.88"					.12"	4.32"	W1CVT (1) W1CRT-1 (1) X1CRT-1 (1)	W1CVT (1) W1CRT-1 (1) X1CRT-1 (1)	U1CRT-1 (1) U4CABT (1)	Green									11	15/16"						
YA1C-2LN-45	2												.88"					.12"	4.23"																				
YA1C-2LN-90	3												.88"					.12"	3.36"																				
YA1C-2L	1	1 AWG	50			5/16"	7/8"			.68"	.88"	.10"	2.82"	W1CVT (1) W1CRT-1 (1) X1CRT-1 (1)	W1CVT (1) W1CRT-1 (1) X1CRT-1 (1)	U1CRT-1 (1) U4CABT (1)	Green	11	15/16"																				
YA1C-2L-45	2										.88"	.10"	2.71"																										
YA1C-2L-90	3										.88"	.10"	1.92"																										
YA1CL-2TC14	1					1 AWG	50	1/4"	5/8"	.68"	.88"	.10"	2.51"											W1CVT (1) W1CRT-1 (1) X1CRT-1 (1)	W1CVT (1) W1CRT-1 (1) X1CRT-1 (1)	U1CRT-1 (1) U4CABT (1)	Green	11	15/16"										
YA1CL-2TC14-45	2										.88"	.10"	2.40"																										
YA1CL-2TC14-90	3										.88"	.10"	1.60"																										
YA1CL-2TC14E2	1							1 AWG	50	1/4"	3/4"	.68"	.88"																	.10"	2.64"			W1CVT (1) W1CRT-1 (1) X1CRT-1 (1)	W1CVT (1) W1CRT-1 (1) X1CRT-1 (1)	U1CRT-1 (1) U4CABT (1)	Green	11	15/16"
YA1CL-2TC14E2-45	2												.88"																	.10"	2.52"								
YA1CL-2TC14E2-90	3												.88"																	.10"	1.73"								

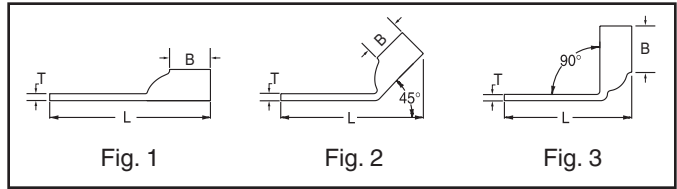
C-47

-- Color code not assigned.
▲ See tooling section of this catalog for complete tool and die listings.

◆ For applications greater than 2000 volts consult cable manufacturer for voltage stress relief instructions.
* Use PUADP-1 adapter with "U" dies in Y46 HYPRESS™.

** P-RT die sets for use in Y46 HYPRESS™ only, PUADP-1 adapter not required.
*** The MM² conductor sizes listed are the recommendations for Class 2 conductor.
Note: All dimensions shown are for reference only.

TWO HOLE HYLUG™ CODE CONDUCTOR STANDARD BARREL (Continued)



C-48

Catalog Number	Fig #	Conductor		Stud Hole Size	Stud Hole Spacing	Tongue Width	Figure Dimensions			▲ Installation Tooling										
		AWG	MM ²				(B)	(T)	(L)	Dieless (# of crimps)	Hydraulic			Color Code	Die Index	Wire Strip Length				
											MD6, OUR840, MD7-34R	BCT500HS, Y500CTHS	Y35, Y39, Y750, Y46*, PAT750							
YA1CL-2TC38	1			3/8"	1	.68"	.88"	.10"	3.07"	W1CVT (1)	X1CRT-1 (1)	U1CRT (1)	Green	11	15/16"					
YA1CL-2TC38-45	2							2.96"												
YA1CL-2TC38-90	3							2.17"												
YA25-2L	1	1/0 AWG	-	5/16"	7/8"	.75"	.88"	.12"	2.85"	W25VT (2) W25RT (2) X25RT (2)	W25VT (2) W25RT (2) X25RT (2)	U25RT (1) U2CABT (1)	Pink	12	15/16"					
YA25-2L-45	2								2.77"											
YA25-2L-90	3								1.95"											
YA252LN	1								4.29"											
YA252LN-45	2								1/2"							1-3/4"	.83"	.88"	.11"	4.20"
YA252LN-90	3								3.38"											
YA25L-2TC14	1			1/4"	5/8"	.75"	.88"	.12"	2.64"											
YA25L-2TC14-45	2								2.45"											
YA25L-2TC14-90	3								1.58"											
YA25L-2TC14E1	1								3.01"											
YA25L-2TC14E1-45	2								1 1/4"							1	.75"	.88"	.12"	2.91"
YA25L-2TC14E1-90	3								1.95"											
YA25L-2TC14E2	1			1/4"	3/4"	.75"	.88"	.12"	2.66"											
YA25L-2TC14E2-45	2								2.58"											
YA25L-2TC14E2-90	3								1.70"											
YA25L-2TC38	1								3/8"							1	.75"	.88"	.12"	3.10"
YA25L-2TC38-45	2																			3.02"
YA25L-2TC38-90	3																			2.14"
YA26-2L	1	2/0 AWG	70	5/16"	7/8"	.83"	.94"	.12"		2.95"	W26VT (2) W26RT (2) X26RT (2)	W26VT (2) W26RT (2) X26RT (2)	U26RT (1)	Black	13					1"
YA26-2L-45	2									2.84"										
YA26-2L-90	3									1.98"										
YA262LN	1								4.39"											
YA262LN-45	2								1/2"	1-3/4"						.83"	.94"	.12"	4.27"	
YA262LN-90	3								3.41"											
YA26L-2TC14	1			1/4"	5/8"	.83"	.94"	.12"	2.64"											
YA26L-2TC14-45	2								2.52"											
YA26L-2TC14-90	3								1.66"											
YA26L-2TC14E1	1								3.01"											
YA26L-2TC14E1-45	2								1/4"	1						.83"	.94"	.12"	2.90"	
YA26L-2TC14E1-90	3								2.04"											
YA26L-2TC14E2	1			1/4"	3/4"	.83"	.94"	.12"	2.76"											
YA26L-2TC14E2-45	2								2.65"											
YA26L-2TC14E2-90	3								1.79"											
YA26L-2TC38	1								3/8"	1						.83"	.94"	.12"	3.20"	
YA26L-2TC38-45	2																		3.09"	
YA26L-2TC38-90	3																		2.22"	
YA272LN	1	3/0 AWG	-	1/2"	1-3/4"	.91"	1.00"	.13"			4.48"	W27VT (2) W27RT (2) X27RT (3)	W27VT (2) W27RT (2) X27RT (3)	U27RT (1)	Orange				14	1-1/16"
YA272LN-45	2										4.35"									
YA272LN-90	3										3.44"									
YA27L-2TC14E2	1								1/4"	3/4"	.91"					1.00"	.12"	2.86"		
YA27L-2TC14E2-45	2																	2.73"		
YA27L-2TC14E2-90	3																	1.81"		
YA27L-2TC38	1			3/8"	1	.91"	1.00"	.12"										3.30"		
YA27L-2TC38-45	2																	3.17"		
YA27L-2TC38-90	3																	2.25"		

-- Color code not assigned.

▲ See tooling section of this catalog for complete tool and die listings.

◆ For applications greater than 2000 volts consult cable manufacturer for voltage stress relief instructions.

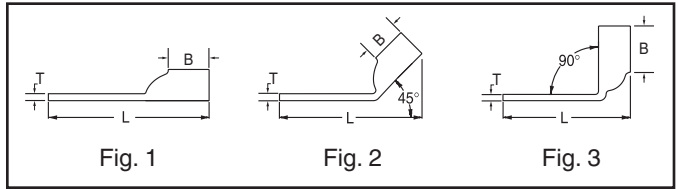
* Use PUADP-1 adapter with "U" dies in Y46 HYPRESS™.

** P-RT die sets for use in Y46 HYPRESS™ only, PUADP-1 adapter not required.

*** The MM² conductor sizes listed are the recommendations for Class 2 conductor.

Note: All dimensions shown are for reference only.

TWO HOLE HYLUG™ CODE CONDUCTOR STANDARD BARREL (Continued)

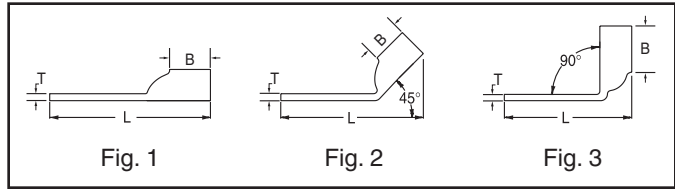


Catalog Number	Fig #	Conductor		Stud Hole Size	Stud Hole Spacing	Tongue Width	Figure Dimensions			▲ Installation Tooling					Wire Strip Length		
		AWG	MM²				(B)	(T)	(L)	Dieless (# of crimps)	Mechanical		Hydraulic			Color Code	Die Index
											MD6, OUR840, MD7-34R	BCT500HS, Y500CTHS	Y35, Y39, Y750, Y46*, PAT750				
YA28-2L516	1	4/0 AWG	-	5/16"	1-3/4"	1.02"	.88"	.14"	3.84"	MY29-3 (1) MY29-11 (1) MRC840 (2) Y644HS (1) Y81KFT (1) Y81KFTMBH (1) PAT81KFT-18V (1)	W28VT (2) W28RT (2) X28RT (3)	W28VT (2) W28RT (2) X28RT (3)	U28RT (1)	Purple	15	1-1/8"	
YA28-2L516-45	2						.88"	.14"	3.77"								
YA28-2L516-90	3						.88"	.14"	2.92"								
YA282LN	1			1/2"	1-3/4"	1.02"	.88"	.14"	4.41"								
YA282LN-45	2						.88"	.14"	4.34"								
YA282LN-90	3						.88"	.14"	3.49"								
YA28L-2TC14E1	1			1/4"	1"	1.02"	.88"	.14"	3.03"								
YA28L-2TC14E1-45	2						.88"	.14"	2.96"								
YA28L-2TC14E1-90	3						.88"	.14"	2.11"								
YA28L-2TC14E2	1			1/4"	3/4"	1.02"	.88"	.14"	2.78"								
YA28L-2TC14E2-45	2						.88"	.14"	2.71"								
YA28L-2TC14E2-90	3						.88"	.14"	1.86"								
YA28L-2TC38E2	1			3/8"	3/4"	1.02"	.88"	.14"	2.97"								
YA28L-2TC38E2-45	2						.88"	.14"	2.90"								
YA28L-2TC38E2-90	3						.88"	.14"	2.05"								
YA28L-2TC38	1	3/8"	1"	1.02"	.88"	.14"	3.22"										
YA28L-2TC38-45	2				.88"	.14"	3.15"										
YA28L-2TC38-90	3				.88"	.14"	2.30"										
YA292LN	1	250 kcmil	-	1/2"	1-3/4"	1.11"	1.06"	.16"	4.62"	MY29-3 (1) MY29-11 (1) Y644HS (1) Y81KFT (1) Y81KFTMBH (1) PAT81KFT-18V (1)	W29VT (2) X29RT (4)	W29VT (2) W29RT (2) X29RT (4)	U29RT (1)	Yellow	16	1-1/8"	
YA292LN-45	2						1.06"	.16"	4.52"								
YA292LN-90	3						1.06"	.16"	3.52"								
YA29L-2TC38	1			3/8"	1"	1.11"	1.06"	.16"	3.45"								
YA29L-2TC38-45	2						1.06"	.16"	3.33"								
YA29L-2TC38-90	3	1.06"	.16"	2.34"													
YA302LN	1	300 kcmil	150	1/2"	1-3/4"	1.20"	1.03"	.16"	4.63"	W30VT (2)	W30VT (2) W30RT (2)	U30RT (2) U28ART (2)	White	17	1"		
YA302LN-45	2						1.03"	.16"	4.55"								
YA302LN-90	3						1.03"	.16"	3.56"								
YA30L-2TC-38	1			3/8"	1"	1.20"	1.03"	.16"	3.45"								
YA30L-2TC-38-45	2						1.03"	.16"	3.36"								
YA30L-2TC-38-90	3	1.03"	.16"	2.37"													
YA312LN	1	350 kcmil	185	1/2"	1-3/4"	1.29"	1.06"	.18"	4.70"	Y644HS (1) Y81KFT (1) Y81KFTMBH (1) PAT81KFT-18V (1)	W31VT (2)	W31VT (2) W31RT (2)	U31RT (2) U29ART (2)	Red	18	1-1/8"	
YA312LN-45	2						1.06"	.18"	4.62"								
YA312LN-90	3						1.06"	.18"	3.60"								
YA31L-2TC12	1			1/2"	1-1/4"	1.29"	1.06"	.18"	4.01"								
YA31L-2TC12-45	2						1.06"	.18"	3.93"								
YA31L-2TC12-90	3						1.06"	.18"	2.91"								
YA31L-2TC14E2	1			1/4"	3/4"	1.29"	1.06"	.18"	3.07"								
YA31L-2TC14E2-45	2						1.06"	.18"	2.99"								
YA31L-2TC14E2-90	3						1.06"	.18"	1.97"								
YA31L-2TC38	1			3/8"	1"	1.29"	1.06"	.18"	3.51"								
YA31L-2TC38-45	2						1.06"	.18"	3.43"								
YA31L-2TC38-90	3						1.06"	.18"	2.41"								
YA31L-2NTC516	1			5/16"	1-3/4"	1.29"	1.06"	.18"	4.13"								
YA31L-2NTC516-45	2						1.06"	.18"	4.06"								
YA31L-2NTC516-90	3						1.06"	.18"	3.03"								
YA322LN	1	400 kcmil		1/2"	1-3/4"	1.38"	1.19"	.19"	4.88"	W32VT (2)	W32VT (2) W32RT (2)	U32RT (2) U30ART (2)	Blue	19	1-1/4"		
YA322LN-45	2						1.19"	.19"	4.78"								
YA322LN-90	3						1.19"	.19"	3.64"								

-- Color code not assigned.
 ▲ See tooling section of this catalog for complete tool and die listings.
 ◆ For applications greater than 2000 volts consult cable manufacturer for voltage stress relief instructions.
 * Use PUADP-1 adapter with "U" dies in Y46 HYPRESS™.

** P-RT die sets for use in Y46 HYPRESS™ only, PUADP-1 adapter not required.
 *** The MM² conductor sizes listed are the recommendations for Class 2 conductor.
 Note: All dimensions shown are for reference only.

TWO HOLE HYLUG™ CODE CONDUCTOR STANDARD BARREL (Continued)



C-50

Catalog Number	Fig #	Conductor		Stud Hole Size	Stud Hole Spacing	Tongue Width	Figure Dimensions			Dieless (# of crimps)	▲ Installation Tooling				Wire Strip Length									
		AWG	MM ²				(B)	(T)	(L)		Mechanical MD6, OUR840, MD7-34R	Hydraulic BCT500HS, Y500CTHS	Y35, Y39, Y750, Y46*, PAT750	Color Code		Die Index								
YA32L-2TC38E5	1	400 kcmil		3/8"	1-1/16"	1.40"	1.19"	.19"	3.75"	Y644HS (1) Y81KFT (1) Y81KFTMBH (1) PAT81KFT-18V (1)	W32VT (2)	W32VT (2) W32RT (2)	U32RT (2) U30ART (2)	Blue	19	1-1/4"								
YA32L-2TC38E5-45	2						3.66"																	
YA32L-2TC38E5-90	3						2.52"																	
YA32L-2TC38		3/8"	1"	1.38"	1.19"	.19"	3.69"																	
YA32-2L	1	3.75"																						
YA32-2L-45	2	3.66"																						
YA32-2L-90	3	2.52"																						
YA33-2LN	1	450 kcmil		1/2"	1-3/4"	1.48"	1.50"	.21"	5.23"		Y644HS (1) Y81KFT (1) Y81KFTMBH (1) PAT81KFT-18V (1)	W33VT (2)	W33VT (2) W33RT (2)	U33RT (2)	Gray	326	1-9/16"							
YA33-2LN-45	2						5.10"																	
YA33-2LN-90	3						3.70"																	
YA342LN	1	500 kcmil	240	1/2"	1-3/4"	1.52"	1.27"	.23"	5.06"									Y644HS (1) Y81KFT (1) Y81KFTMBH (1) PAT81KFT-18V (1)	W34VT (2)	W34VT (2) W34RT (2)	U34RT (2) U31ART (2)	Brown	20	1-7/16"
YA342LN-45	2						5.00"																	
YA342LN-90	3						3.73"																	
YA34L-2TC12	1						1/2"	1-1/4"	1.52"	1.27"		.23"	4.38"											
YA34L-2TC12-45	2												4.31"											
YA34L-2TC12-90	3												3.04"											
YA34L-2TC14E2	1						1/4"	3/4"	1.52"	1.27"		.23"	3.44"											
YA34L-2TC14E2-45	2												3.37"											
YA34L-2TC14E2-90	3												2.10"											
YA34L-2TC38	1										3/8"		1"	1.52"	1.27"	.23"	3.88"							
YA34L-2TC38-45	2																3.81"							
YA34L-2TC38-90	3																2.54"							
YA34-2L	1	3/8"	1"	1.55"	1.27"	.23"	3.94"																	
YA34-2L-45	2						3.87"																	
YA34-2L-90	3						2.59"																	
YA35-2L	1	550 kcmil		3/8"	1-1/8"	1.65"	1.69"	.25"	4.64"	Y644HS (1) Y81KFT (1) Y81KFTMBH (1) PAT81KFT-18V (1)	-	-	U35RT (2)	Yellow	21	1-3/4"								
YA35-2L-45	2						3.95"																	
YA35-2L-90	3						2.60"																	
YA35-2LN	1						1/2"	1-3/4"	1.65"								1.69"	.25"	5.07"					
YA35-2LN-45	2																		3.73"					
YA35-2LN-90	3																		4.36"					
YA362LN	1	600 kcmil	300	1/2"	1-3/4"	1.74"	1.38"	.27"	5.21"		Y644HS (1) Y81KFT (1) Y81KFTMBH (1) PAT81KFT-18V (1)	-	-	U36RT (2) U32ART (2)	Green	22	1-3/4"							
YA362LN45	2						3.81"																	
YA362LN90	3						4.23"																	
YA36L-2TC38	1						3/8"	1"	1.73"									1.38"	.27"	4.21"				
YA36L-2TC38-45	2																			4.21"				
YA36L-2TC38-90	3																			2.81"				
YA37-2L	1	650 kcmil		3/8"	1-1/8"	1.80"	1.39"	.27"	4.40"	Y644HS (1) Y81KFT (1) Y81KFTMBH (1) PAT81KFT-18V (1)		-	-	U37RT (2)	Orange	23	1-15/16"							
YA37-2L-45	2						4.37"																	
YA37-2L-90	3						2.96"																	
YA37-2LN	1						1/2"	1-3/4"	1.80"									1.39"	.27"	5.27"				
YA37-2LN-45	2																			5.25"				
YA37-2LN-90	3																			3.84"				
YA38-2L	1	700 kcmil		3/8"	1-1/8"	1.84"	1.45"	.27"	4.48"		Y644HS (1) Y81KFT (1) Y81KFTMBH (1) PAT81KFT-18V (1)	-	-	U38RT (2)	Pink	400	1-15/16"							
YA38-2L-45	2						4.42"																	
YA38-2L-90	3						3.23"																	
YA38-2LN	1						1/2"	1-3/4"	1.81"									1.45"	.27"	5.35"				
YA38-2LN-45	2																			5.29"				
YA38-2LN-90	3																			3.84"				

-- Color code not assigned.

▲ See tooling section of this catalog for complete tool and die listings.

◆ For applications greater than 2000 volts consult cable manufacturer for voltage stress relief instructions.

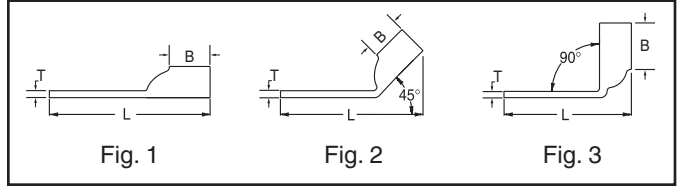
* Use PUADP-1 adapter with "U" dies in Y46 HYPRESS™.

** P-RT die sets for use in Y46 HYPRESS™ only, PUADP-1 adapter not required.

*** The MM² conductor sizes listed are the recommendations for Class 2 conductor.

Note: All dimensions shown are for reference only.

TWO HOLE HYLUG™ CODE CONDUCTOR STANDARD BARREL (Continued)



Catalog Number	Fig #	Conductor		Stud Hole Size	Stud Hole Spacing	Tongue Width	Figure Dimensions			Dieless (# of crimps)	▲ Installation Tooling					Wire Strip Length	
		AWG	*** MM ²				(B)	(T)	(L)		Mechanical		Hydraulic		Color Code		Die Index
											MD6, OUR840, MD7-34R	BCT500HS, Y500CHS	Y35, Y39, Y750, Y46*, PAT750				
YA38L-2TC12	1	700 kcmil	-	1/2"	1-1/2"	1.81"	1.45"	.27"	4.67"	Y644HS (1)	-	-	U38RT (2)	Pink	400	1-15/16"	
YA38L-2TC12-45	2																4.61"
YA38L-2TC12-90	3																3.16"
YA38L-2TC38	1																4.35"
YA38L-2TC38-45	2																4.30"
YA38L-2TC38-90	3	2.84"															
YA392L	1	750 kcmil	-	3/8"	1-1/8"	1.91"	1.42"	.27"	4.48"	-	-	-	U39RT (2) P39RT (2) **	Black	24	1-15/16"	
YA392L-45	2																4.43"
YA392L-90	3																3.00"
YA392LN	1			1/2"	1-3/4"	1.89"	1.42"	.27"	5.36"								
YA392LN45	2																5.31"
YA392LN-90	3																3.87"
YA39L-2TC12E3	1			1/2"	1-1/2"	1.89"	1.42"	.27"	4.92"								
YA39L-2TC12E3-45	2																4.87"
YA39L-2TC12E3-90	3																3.43"
YA39L-2TC38	1			3/8"	1"	1.89"	1.42"	.27"	4.36"								
YA39L-2TC38-45	2																4.31"
YA39L-2TC38-90	3																2.87"
YA39L-2TC58	1			5/8"	1-1/2"	1.89"	1.42"	.27"	5.17"								
YA39L-2TC58-45	2																5.12"
YA39L-2TC58-90	3																3.68"
YA40-2L	1	800 kcmil	400	3/8"	1-1/8"	1.98"	1.42"	.30"	4.63"	Y644HS (1) Y81KFT (2) Y81KFTMBH (2) PAT81KFT-18V (2)	-	-	P40RT (3) **	Orange	25	1-15/16"	
YA40-2L-45	2																4.51"
YA40-2L-90	3																3.04"
YA402LN	1			1/2"	1-3/4"	1.89"	1.42"	.30"	5.51"								
YA402LN-45	2																5.39"
YA402LN-90	3																3.91"
YA40L-2TC38	1			3/8"	1"	1.95"	1.42"	.30"	4.51"								
YA40L-2TC38-45	2																4.38"
YA40L-2TC38-90	3																2.91"
YA41-2L	1			850 kcmil	-	3/8"	1-1/8"	2.01"	1.88"								.31"
YA41-2L-45	2	4.86"															
YA41-2L-90	3	3.05"															
YA442LN	1	1000 kcmil	500	1/2"	1-3/4"	2.17"	1.65"	.33"	5.74"	-	-	-	P44RT (3) **	White	27	1-15/16"	
A442LN-45	2																5.71"
YA442LN-90	3																4.02"
YA44-2L	1			1/2"	1-1/4"	2.19"	1.65"	.33"	5.24"								
YA44-2L-45	2																5.21"
YA44-2L-90	3																3.52"
YA44L-2TC12	1			1/2"	1-1/4"	2.17"	1.65"	.33"	5.05"								
YA44L-2TC12-45	2																5.02"
YA44L-2TC12-90	3																3.33"

-- Color code not assigned.
 ▲ See tooling section of this catalog for complete tool and die listings.
 ◆ For applications greater than 2000 volts consult cable manufacturer for voltage stress relief instructions.
 * Use PUADP-1 adapter with "U" dies in Y46 HYPRESS™.

** P-RT die sets for use in Y46 HYPRESS™ only, PUADP-1 adapter not required.
 *** The MM² conductor sizes listed are the recommendations for Class 2 conductor.
Note: All dimensions shown are for reference only.

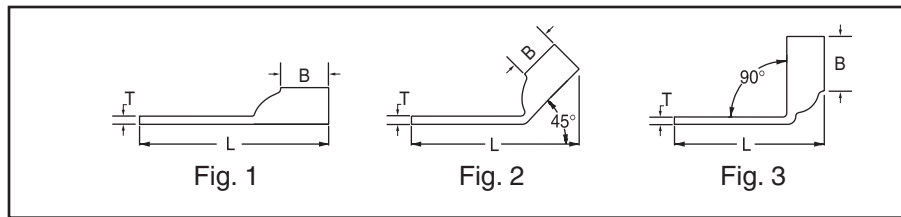
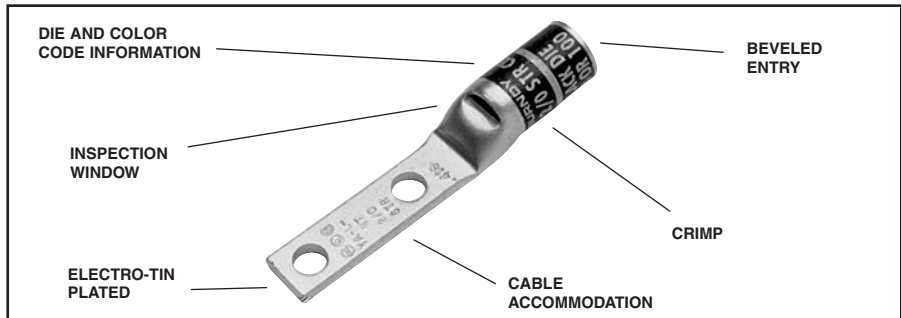
TWO HOLE HYLUG™ CODE CONDUCTOR STANDARD BARREL NARROW TONGUE

TYPES YA-L-2NT

COPPER COMPRESSION
TERMINAL

C-52

UL Listed 90° C,
600 Volts to 35 KV ◆



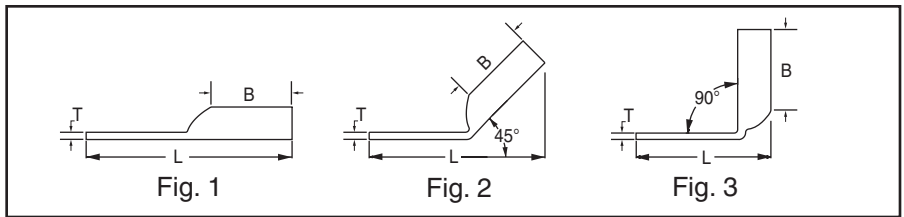
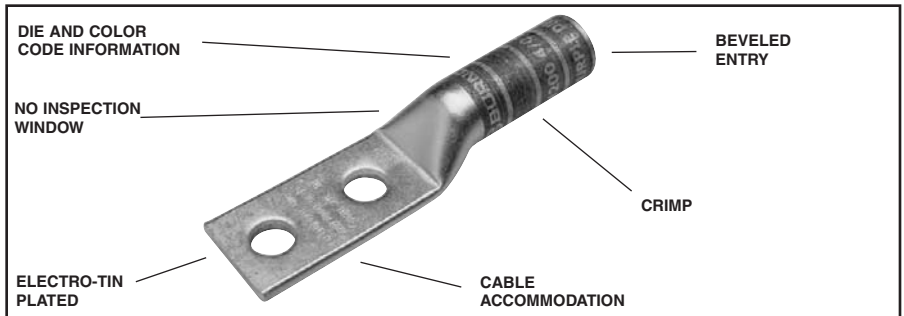
Catalog Number	Fig #	Conductor		Stud Hole Size	Stud Hole Spacing	Tongue Width	Figure Dimensions			Dieless (# of crimps)	▲ Installation Tooling				Wire Strip Length			
		AWG	MM ²				(B)	(T)	(L)		Mechanical MD6, OUR840, MD7-34R	Hydraulic BCT500HS, Y500CTHS	Y35, Y39, Y750, Y46*, PAT750	Color Code		Die Index		
YA2CL2NT14	1	#2 AWG	35	1/4"	5/8"	.48"	.88"	.11"	2.47"	MRC840 (1)	W2CVT (1)	W2CVT (1)	U2CRT (1)	Brown	10	15/16"		
YA2CL2NT1445	2								2.38"	MY29-3 (1)								
YA2CL2NT1490	3								1.58"	MY29-11 (1)								
YA2CL2NT14E2	1			1/4"	3/4"	.48"	.88"	.11"	2.60"	Y2MR (2)								
YA2CL2NT14E1	1								2.84"	Y644HS (1)								
YA2CL2NT14E145	2								2.76"	Y1MR (2)								
YA2CL2NT14E190	3			1/4"	1"	.48"	.88"	.11"	1.96"	Y81KFT (1)								
YA1CL2NT14E2	1	#1 AWG	50	1/4"	3/4"	.50"	.88"	.10"	2.68"	MRC840 (1) MY29-3 (1) MY29-11 (1) Y1MR (2) Y644HS (1) Y81KFT (1) Y81KFTMBH (1) PAT81KFT-18V (1)	W1CVT (1)	W1CRT (1)	U1CRT (1)	Green	11	15/16"		
YA25L2NT14E1	1	1/0 AWG	-	1/4"	1"	.48"	.88"	.12"	3.28"	MRC840 (2)	W25VT (2)	W25VT (1)	U25RT (1)	Pink	12	15/16"		
YA25L2NT14E145	2																2.83"	MY29-11 (1)
YA25L2NT14E190	3																1.95"	Y644HS (1) Y81KFT (1) Y81KFTMBH (1) PAT81KFT-18V (1)
YA26L2NT14	1	2/0 AWG	70	1/4"	5/8"	.48"	.94"	.12"	2.66"	MRC840 (2) MY29-3 (1) MY29-11 (1) Y644HS (1) Y81KFT (1) Y81KFTMBH (1) PAT81KFT-18V (1)	W26VT (2)	W26VT (1) X26RT (1)	U26RT (1)	Black	13	1"		
YA26L2NT14E1	1			1/4"	1"	.48"	.94"	.12"	3.03"									
YA31L2NT38	1	350 kcmil	185	3/8"	1"	.96"	1.06"	.18"	3.51"	Y644HS (1)	W31VT (4)	W31VT (4)	U31RT (2)	Red	18	1-1/8"		
YA34L2NT38	1	500 kcmil	240	3/8"	1"	.96"	1.27"	.23"	3.65"	Y81KFT (2)	W34VT (4)	W34VT (4)	U34RT (2)	Brown	20	1-7/16"		
YA39L2NT38	1	750 kcmil	-	3/8"	1"	1.63"	1.42"	.27"	4.34"	Y81KFTMBH (2)	-	-	U39RT (2)	Black	24	1-1/2"		
YA39L2NT3845	2																4.31"	PAT81KFT-18V (2)
YA39L2NT3890	3																2.87"	

* Use PUADP-1 adapter with "U" dies in Y46 HYPRESS™.
 *** The MM² conductor sizes listed are the recommendations for Class 2 conductor.
 Note: All dimensions shown are for reference only.

TWO HOLE HYLUG™ CODE CONDUCTOR LONG BARREL

TYPES YA-2N, YA-2TC,
YA-4N

UL Listed 90° C,
600 Volts to 35 KV ◆



Catalog Number	Fig #	Conductor		Stud Hole Size	Stud Hole Spacing	Tongue Width	Figure Dimensions			Dieless (# of crimps)	▲ Installation Tooling					Wire Strip Length		
		AWG	MM ²				(B)	(T)	(L)		Mechanical		Hydraulic		Color Code		Die Index	
											MD6, OUR840, MD7-34R	BCT500HS, Y500CHS	Y35, Y39, Y750, Y46*, PAT750					
YA8C2TC14	1	#8 STR.	10	1/4"	5/8"	.40"			2.33"	Y2MR (2) Y8MRB-1 (2) MY29-3 (2) MY29-11 (2) MRC840 (2) Y81KFT (1) Y81KFTMBH (1) PAT81KFT-18V (1)	W8CVT (2) W8CRT (2) X8CRT (2)	W8CVT (2) W8CRT (2) X8CRT (2)	U8CRT (1)	Red	49	1"		
YA8C2TC14-45	2					.40"	.81"	.08"	2.20"									
YA8C2TC14-90	3			.41"			1.49"											
YA8C2TC14E2	1			.41"			2.45"											
YA8C2TC14E2-45	2			.41"	.81"	.08"	2.33"											
YA8C2TC14E2-90	3			.41"			1.62"											
YA8C2TC38	1			37/24	10	3/8"	1"	.73"										2.89"
YA8C2TC38-45	2							.73"	.81"								.06"	2.72"
YA8C2TC38-90	3							.73"										2.05"
YA6C2N	1			#6 AWG	-	1/2"	1-3/4"	.81"										4.40"
YA6C2N-45	2	.81"	1.12"					.12"	4.29"									
YA6C2N-90	3	.81"					3.28"											
YA6C2TC14	1	1/4"	5/8"			.45"			2.65"									
YA6C2TC14-45	2					.45"	1.12"	.08"	2.45"									
YA6C2TC14-90	3	.45"					1.51"											
YA6C2TC14E1	1	1/4"	1"			.45"			3.03"									
YA6C2TC14E1-45	2					.45"	1.12"	.08"	2.83"									
YA6C2TC14E1-90	3	.45"					1.88"											
YA6C2TC14E2	1	1/4"	3/4"			.45"			2.78"									
YA6C2TC14E2-45	2					.45"	1.12"	.08"	2.58"									
YA6C2TC14E2-90	3	.45"					1.63"											
YA6C2TC38	1	3/8"	1"			.63"			3.22"									
YA6C2TC38-45	2					.63"	1.12"	.06"	2.97"									
YA6C2TC38-90	3	.63"					2.06"											
YA6C2TC38E2	1	3/8"	3/4"			.63"			2.97"									
YA6C2TC38E2-45	2					.63"	1.12"	.06"	2.72"									
YA6C2TC38E2-90	3	.63"					1.81"											
YA6C2TC38E6	1	3/8"	7/8"			.63"			3.09"									
YA6C2TC38E6-45	2					.63"	1.12"	.06"	2.85"									
YA6C2TC38E6-90	3	.63"			1.94"													

▲ See tooling section of this catalog for complete tool and die listings.

* Use PUADP-1 adaptor with "U" -dies in Y46 HYPRESS™.

** P-RT die sets for use in Y46 HYPRESS™ only, PUADP-1 adaptor not required.

*** The MM² conductor sizes listed are the recommendations for Class 2 conductor.

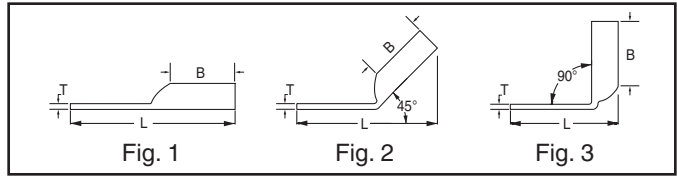

† The MM² conductor size listed here is for Class 2 and Class 5 conductor.

* Available undrilled. Add suffix "U" to catalog number (example: YA25U).

◆ For applications greater than 2000 Volts consult cable manufacturer for voltage stress relief instructions.

Note: All dimensions shown are for reference only.

TWO HOLE HYLUG™ CODE CONDUCTOR LONG BARREL (Continued)



C-54

Catalog Number	Fig #	Conductor				Figure Dimensions				▲ Installation Tooling							
		AWG	*** MM ²	Stud Hole Size	Stud Hole Spacing	Tongue Width	(B)	(T)	(L)	Dieless (# of crimps)	Mechanical		Hydraulic		Color Code	Die Index	Wire Strip Length
											MD6, OUR840, MD7-34R	BCT500HS, Y500CTHS	Y35, Y39, Y750, Y46*, PAT750				
YA5C2N	1							4.43"	MY29-3 (2) MY29-1 (2)								
YA5C2N-45	2	5 AWG	-	1/2"	1-3/4"	.83"	1.12"	.12"	4.31"	MRC840 (2) Y644HS (1) Y81KFT (1)	W5CRT (2) W5CVT (2) X5CRT (2)	X5CRT (2) X5CVT (2) W5CRT (2)	U5CRT (2)	Blue	7	1-3/16"	
YA5C2N-90	3							3.28"	Y81KFTMBH (1) PAT81KFT-18V (1)								
YA4C2N	1			1/2"	1-3/4"	.81"	1.12"	.12"	4.45"								
YA4C2N-45	2			1/2"	1-3/4"	.81"	1.12"	.12"	4.32"								
YA4C2N-90	3			1/2"	1-3/4"	.81"	1.12"	.12"	3.30"								
YA4C2TC14	1			1/4"	5/8"	.50"	1.12"	.09"	2.70"								
YA4C2TC14-45	2			1/4"	5/8"	.50"	1.12"	.09"	2.51"								
YA4C2TC14-90	3			1/4"	5/8"	.50"	1.12"	.09"	1.54"								
YA4C2TC14E2	1			1/4"	3/4"	.50"	1.12"	.09"	2.83"								
YA4C2TC14E2-45	2			1/4"	3/4"	.50"	1.12"	.09"	2.64"								
YA4C2TC14E2-90	3			1/4"	3/4"	.50"	1.12"	.09"	1.66"								
YA4C2TC38	1			3/8"	1"	.56"	1.12"	.08"	3.26"	Y1MR (4)							
YA4C2TC38-45	2			3/8"	1"	.56"	1.12"	.08"	3.03"	Y2MR (4)							
YA4C2TC38-90	3			3/8"	1"	.56"	1.12"	.08"	2.09"	MY29-3 (2)							
YA3C2N	1			1/2"	1-3/4"	.81"	1.25"	.12"	4.62"	MY29-11 (2)							
YA3C2N-45	2			1/2"	1-3/4"	.81"	1.25"	.12"	4.44"	MRC840 (2)							
YA3C2N-90	3			1/2"	1-3/4"	.81"	1.25"	.12"	3.32"	Y644HS (1)							
YA3C2TC14	1			1/4"	5/8"	.55"	1.25"	.09"	2.87"	Y81KFT (1)							
YA3C2TC14-45	2			1/4"	5/8"	.55"	1.25"	.09"	2.62"	Y81KFTMBH (1)							
YA3C2TC14-90	3			1/4"	5/8"	.55"	1.25"	.09"	1.55"	PAT81KFT-18V (1)							
YA3C2TC14E2	1			1/4"	3/4"	.55"	1.25"	.09"	2.99"								
YA3C2TC14E2-45	2			1/4"	3/4"	.55"	1.25"	.09"	2.75"								
YA3C2TC14E2-90	3			1/4"	3/4"	.55"	1.25"	.09"	1.68"								
YA3C2TC38	1			3/8"	1"	.58"	1.25"	.08"	3.43"								
YA3C2TC38-45	2			3/8"	1"	.58"	1.25"	.08"	3.16"								
YA3C2TC38-90	3			3/8"	1"	.58"	1.25"	.08"	2.11"								
YA3C2TC38E2	1			3/8"	3/4"	.58"	1.25"	.08"	3.18"								
YA3C2TC38E2-45	2			3/8"	3/4"	.58"	1.25"	.08"	2.91"								
YA3C2TC38E2-90	3			3/8"	3/4"	.58"	1.25"	.08"	1.86"								
YA2C2N	1			1/2"	1-3/4"	.81"	1.25"	.12"	4.64"								
YA2C2N-45	2			1/2"	1-3/4"	.81"	1.25"	.12"	4.46"								
YA2C2N-90	3			1/2"	1-3/4"	.81"	1.25"	.12"	3.34"								
YA2C2TC14	1			1/4"	5/8"	.60"	1.25"	.11"	2.86"								
YA2C2TC14-45	2			1/4"	5/8"	.60"	1.25"	.11"	2.66"								
YA2C2TC14-90	3			1/4"	5/8"	.60"	1.25"	.11"	1.58"								
YA2C2TC14E2	1			1/4"	3/4"	.60"	1.25"	.11"	2.98"	Y1MR (4)							
YA2C2TC14E2-45	2			1/4"	3/4"	.60"	1.25"	.11"	2.78"	Y2MR (4)							
YA2C2TC14E2-90	3			1/4"	3/4"	.60"	1.25"	.11"	1.71"	MY29-3 (2)							
YA2C2TC38E2	1			3/8"	3/4"	.60"	1.25"	.11"	3.17"	MY29-11 (2)							
YA2C2TC38E2-45	2			3/8"	3/4"	.60"	1.25"	.11"	2.97"	MRC840 (2)							
YA2C2TC38E2-90	3			3/8"	3/4"	.60"	1.25"	.11"	1.90"	Y644HS (1)							
YA2C2TC516E2	1			5/16"	3/4"	.60"	1.25"	.11"	3.05"	Y81KFT (2)							
YA2C2TC516E2-45	2			5/16"	3/4"	.60"	1.25"	.11"	2.84"	Y81KFTMBH (2)							
YA2C2TC516E2-90	3			5/16"	3/4"	.60"	1.25"	.11"	1.77"	PAT81KFT-18V (2)							
YA2C2NTC38	1			3/8"	1-3/4"	.60"	1.25"	.11"	4.17"								
YA2C2NTC38-45	2			3/8"	1-3/4"	.60"	1.25"	.11"	3.97"								
YA2C2NTC38-90	3			3/8"	1-3/4"	.60"	1.25"	.11"	2.90"								

▲ See tooling section of this catalog for complete tool and die listings.

* Use PUADP-1 adaptor with "U" - dies in Y46 HYPRESS™.

** P-RT die sets for use in Y46 HYPRESS™ only, PUADP-1 adaptor not required.

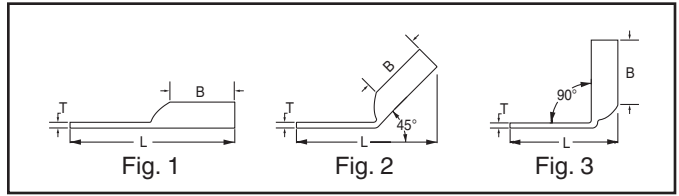

*** The MM² conductor sizes listed are the recommendations for Class 2 conductor.

" Available undrilled. Add suffix "U" to catalog number (example: YA25U).

◆ For applications greater than 2000 Volts consult cable manufacturer for voltage stress relief instructions.

Note: All dimensions shown are for reference only.

TWO HOLE HYLUG™ CODE CONDUCTOR LONG BARREL (Continued)

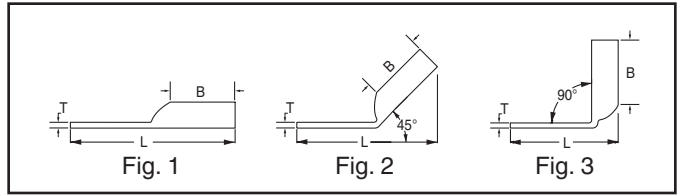



Catalog Number	Fig #	Conductor		Stud Hole Size	Stud Hole Spacing	Tongue Width	Figure Dimensions			▲ Installation Tooling						Wire Strip Length									
		AWG	MM²				(B)	(T)	(L)	Dieless (# of crimps)	Mechanical MD6, OUR840, MD7-34R	Hydraulic		Color Code	Die Index										
												BCT500HS, Y500CTHS	Y35, Y39, Y750, Y46*, PAT750												
YA2C2TC38	1	#2 AWG	35	3/8"	1"	.60"	1.25"	.11"	3.42"	Y1MR (4) Y2MR (4) MY29-3 (2) MY29-11 (2) MRC840 (2) Y644HS(1) Y81KFT (2) Y81KFTMBH (2) PAT81KFT-18V (2)	W2CVT (2) W2CRT (2) X2CRT (2)	W2CVT (2) W2CRT (2) X2CRT (2)	U2CRT (2)	Brown	10	1-5/16"									
YA2C2TC38-45	2						1.25"	.11"	3.22"																
YA2C2TC38-90	3						1.25"	.11"	2.14"																
YA2C2TC38E6	1			3/8"	7/8"	.60"	1.25"	.11"	3.30"																
YA2C2TC38E6-45	2						1.25"	.11"	3.10"																
YA2C2TC38E6-90	3						1.25"	.11"	2.02"																
YA2C2TC516E2	1			5/16"	3/4"	.60"	1.25"	.11"	3.05"																
YA2C2TC516E2-45	2						1.25"	.11"	2.84"																
YA2C2TC516E2-90	3						1.25"	.11"	1.77"																
YA1C2N	1	1 AWG	50	1/2"	1-3/4"	.81"	1.38"	.12"	4.82"	Y1MR (4) MY29-3 (2) MY29-11 (2) MRC840 (2) Y644HS (1) Y81KFT (2) Y81KFTMBH (2) PAT81KFT-18V (2)	W1CVT (2) W1CRT-1 (2) X1CRT-1 (2)	W1CVT (2) W1CRT-1 (2) X1CRT-1 (2)	U1CRT-1 (2) U4CABT (2)	Green	11	1-1/2"									
YA1C2N-45	2						1.38"	.12"	4.58"																
YA1C2N-90	3						1.38"	.12"	3.36"																
YA1C2TC14	1			1/4"	5/8"	.68"	1.38"	.10"	3.03"																
YA1C2TC14-45	2						1.38"	.10"	2.76"																
YA1C2TC14-90	3						1.38"	.10"	1.60"																
YA1C2TC14E2	1			1/4"	3/4"	.75"	1.38"	.10"	3.15"																
YA1C2TC14E2-45	2						1.38"	.10"	2.88"																
YA1C2TC14E2-90	3						1.38"	.10"	1.73"																
YA1C2TC38	1			3/8"	1"	.68"	1.38"	.10"	3.59"																
YA1C2TC38-45	2						1.38"	.10"	3.32"																
YA1C2TC38-90	3						1.38"	.10"	2.16"																
YA252N	1			1/0 AWG	-	1/2"	1-3/4"	.81"	1.38"								.11"	4.81"	MY29-3 (2) MY29-11 (2) MRC840 (4) Y644HS (1) Y81KFT (2) Y81KFTMBH (2) PAT81KFT-18V (2)	W25VT (4) W25RT (4) X25RT (4)	W25VT (4) W25RT (4) X25RT (4)	U25RT (2) U2CABT (2)	Pink	12	1-7/16"
YA252N-45	2								1.38"								.11"	4.56"							
YA252N-90	3								1.38"								.11"	3.38"							
YA252TC14	1	1/4"	5/8"			.75"	1.38"	.12"	3.05"																
YA252TC14-45	2						1.38"	.12"	2.82"																
YA252TC14-90	3						1.38"	.12"	1.64"																
YA252TC14E2	1	1/4"	3/4"			.75"	1.38"	.12"	3.18"																
YA252TC14E2-45	2						1.38"	.12"	2.94"																
YA252TC14E2-90	3						1.38"	.12"	1.76"																
YA252TC38	1	3/8"	1"			.75"	1.38"	.12"	3.62"																
YA252TC38-45	2						1.38"	.12"	3.38"																
YA252TC38-90	3						1.38"	.12"	2.20"																
YA252TC516	1	5/16"	1"			.75"	1.38"	.12"	3.49"																
YA252TC516-45	2						1.38"	.12"	3.26"																
YA252TC516-90	3						1.38"	.12"	2.08"																
YA252NTC38	1	3/8"	1-3/4"	.75"	1.38"	.12"	4.37"																		
YA252NTC38-45	2				1.38"	.12"	4.13"																		
YA252NTC38-90	3				1.38"	.12"	2.95"																		
YA262N	1	2/0 AWG	70	1/2"	1-3/4"	.83"	1.50"	.12"	4.97"	W26VT (4) W26RT (4) X26RT (4)	W26VT (4) W26RT (4) X26RT (4)	U26RT (2)	Black	13	1-9/16"										
YA262N-45	2						1.50"	.12"	4.69"																
YA262N-90	3						1.50"	.12"	3.41"																
YA262TC14	1			1/4"	5/8"	.83"	1.50"	.12"	3.22"																
YA262TC14-45	2						1.50"	.12"	2.94"																
YA262TC14-90	3						1.50"	.12"	1.66"																
YA262TC14E2	1			1/4"	3/4"	.83"	1.50"	.12"	3.34"																
YA262TC14E2-45	2						1.50"	.12"	3.06"																
YA262TC14E2-90	3						1.50"	.12"	1.79"																

▲ See tooling section of this catalog for complete tool and die listings.
 * Use PUADP-1 adaptor with "U" -dies in Y46 HYPRESS™.
 ** P-RT die sets for use in Y46 HYPRESS™ only, PUADP-1 adaptor not required.

*** The MM² conductor sizes listed are the recommendations for Class 2 conductor.
 * Available undrilled. Add suffix "U" to catalog number (example: YA25U).
 ◆ For applications greater than 2000 Volts consult cable manufacturer for voltage stress relief instructions.
Note: All dimensions shown are for reference only.

TWO HOLE HYLUG™ CODE CONDUCTOR LONG BARREL (Continued)



C-56

Catalog Number	Fig #	Conductor		Stud Hole Size	Stud Hole Spacing	Tongue Width	Figure Dimensions			Dieless (# of crimps)	▲ Installation Tooling				Wire Strip Length															
		AWG	MM²				(B)	(T)	(L)		Mechanical		Hydraulic			Color Code	Die Index													
											MD6, OUR840, MD7-34R	BCT500HS, Y500CTHS	Y35, Y39, Y750, Y46*, PAT750																	
YA262TC38	1	2/0 AWG	70	3/8"	1"	.83"	1.50"	.12"	3.78"	Y81KFT (1)	W26VT (4)	W26VT (4)	U26RT (2)	Black	13	1-9/16"														
YA262TC38-45	2						3.50"	Y81KFTMBH (1)	W26RT (4)	W26RT (4)																				
YA262TC38-90	3						2.22"	PAT81KFT-18V (1)	X26RT (4)	X26RT (4)																				
YA272N	1	3/0 AWG	-	1/2"	1-3/4"	.91"	1.50"	.13"	5.01"	MY29-3 (2) MY29-11 (2) MRC840 (4) Y644HS (1) Y81KFT (2) Y81KFTMBH (2) PAT81KFT-18V (2)	W27VT (4) W27RT (4) X27RT (6)	W27VT (4) W27RT (4) X27RT (6)	U27RT (2)	Orange	14	1-9/16"														
YA272N-45	2						4.73"																							
YA272N-90	3						3.44"																							
YA272TC14E2	1			1/4"	3/4"	.91"	1.50"	.12"	3.10"		3.82"	W28VT (4) W28RT (4) X28RT (6)					W28VT (4) W28RT (4) X28RT (6)													
YA272TC14E2-45	2								3.10"																					
YA272TC14E2-90	3								1.82"																					
YA272TC38	1			4/0 AWG	-	3/8"	1"	.90"	1.50"		.12"	3.54"					MY29-3 (2) MY29-11 (2) MRC840 (4) Y644HS (1) Y81KFT (2) Y81KFTMBH (2) PAT81KFT-18V (2)	W28VT (4) W28RT (4) X28RT (6)	W28VT (4) W28RT (4) X28RT (6)	U28RT (2)	Purple	15	1-11/16"							
YA272TC38-45	2								2.25"																					
YA272TC38-90	3								2.25"																					
YA282N	1	250 kcmil	-			1/2"	1-3/4"	1.11"	1.62"	.14"	5.17"	MY29-3 (2) MY29-11 (2) Y644HS (1) Y81KFT (2) Y81KFTMBH (2) PAT81KFT-18V (2)	W29VT (4) W29RT (4) X29RT (8)	W29VT (4) W29RT (4) X29RT (8)	U29RT (2)	Yellow		16	1-11/16"											
YA282N-45	2								4.88"																					
YA282N-90	3								3.49"																					
YA282TC38	1					300 kcmil	150	3/8"	1"	1.20"	2.00"		.16"	4.45"										Y644HS (1) Y81KFT (3) Y81KFTMBH (3) PAT81KFT-18V (3)	W30VT (4)	W30VT (4) W30RT (4)	U30RT (4) U28ART (4)	White	17	2"
YA282TC38-45	2										4.07"																			
YA282TC38-90	3										2.37"																			
YA302N	1			1/2"	1-3/4"			1.20"	2.00"	.16"	5.64"		5.68"	W31VT (4)			W31VT (4) W31RT (4)													
YA302N-45	2										5.26"																			
YA302N-90	3										3.56"																			
YA312N	1	350 kcmil	185	1/2"	1-3/4"			1.29"	2.00"	.18"	5.31"	Y644HS (1) Y81KFT (3) Y81KFTMBH (3) PAT81KFT-18V (3)	W31VT (4)	W31VT (4) W31RT (4)	U31RT (4) U29ART (4)	Red	18	2-1/16"												
YA312N-45	2								5.31"																					
YA312N-90	3								3.60"																					
YA312TC14E2	1			1/4"	3/4"	1.29"	2.00"	.18"	3.68"	4.49"	W32VT (4)		W32VT (4) W32RT (4)																	
YA312TC14E2-45	2								3.68"																					
YA312TC14E2-90	3								1.97"																					
YA312TC38	1			3/8"	1"	1.29"	2.00"	.18"	4.12"	5.85"	W32VT (4) W32RT (4)		U32RT (4) U30ART (4)																	
YA312TC38-45	2								4.12"																					
YA312TC38-90	3								2.41"																					
YA322N	1	400 kcmil	-	1/2"	1-3/4"	1.38"	2.12"	.19"	5.47"	W32VT (4) W32RT (4)	U32RT (4) U30ART (4)	Blue	19	2-3/16"																
YA322N-45	2						5.47"																							
YA322N-90	3						3.64"																							

▲ See tooling section of this catalog for complete tool and die listings.

* Use PUADP-1 adaptor with "U" -dies in Y46 HYPRESS™.

** P-RT die sets for use in Y46 HYPRESS™ only, PUADP-1 adaptor not required.

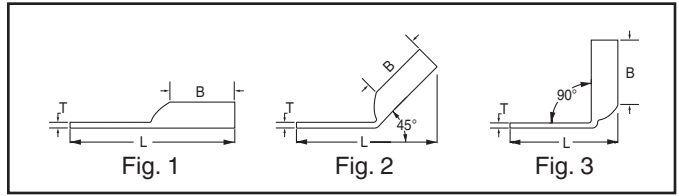

*** The MM² conductor sizes listed are the recommendations for Class 2 conductor.

" Available undrilled. Add suffix "U" to catalog number (example: YA25U).

◆ For applications greater than 2000 Volts consult cable manufacturer for voltage stress relief instructions.

Note: All dimensions shown are for reference only.

TWO HOLE HYLUG™ CODE CONDUCTOR LONG BARREL (Continued)



Catalog Number	Fig #	Conductor		Stud Hole Size	Stud Hole Spacing	Tongue Width	Figure Dimensions			▲ Installation Tooling						
		AWG	MM²				(B)	(T)	(L)	Dieless (# of crimps)	Hydraulic			Color Code	Die Index	Wire Strip Length
											MD6, OUR840, MD7-34R	BCT500HS, Y500CTHS	Y35, Y39, Y750, Y46*, PAT750			
YA322TC38	1	400 kcmil	-	3/8"	1"	1.38"	2.12"	.19"	4.66"	Y644HS (1) Y81KFT (3) Y81KFTMBH (3) PAT81KFT-18V (3)	W32VT (4)	W32RT (4)	U32RT (4) U30RT (4)	Blue	19	2-3/16"
YA322TC38-45	2								4.28"							
YA322TC38-90	3								2.46"							
YA332N	1	450 kcmil	-	1/2"	1-3/4"	1.48"	2.12"	.21"	5.93"	Y644HS (1) Y81KFT (4) Y81KFTMBH (4) PAT81KFT-18V (4)	W33VT (4)	W33RT (4)	U33RT	Gray	326	2-3/16"
YA332N-45	2								5.57"							
YA332N-90	3								3.70"							
YA342N	1	500 kcmil	240	1/2"	1-3/4"	1.55"	2.25"	.23"	6.06"	W34VT (4)	W34RT (4)	U34RT (4) U31ART (4)	Brown	20	2-1/2"	
YA342N-45	2								5.72"							
YA342N-90	3								3.73"							
YA342TC14E2	1	500 kcmil	240	1/4"	3/4"	1.55"	2.25"	.23"	4.46"	W34VT (4)	W34RT (4)	U34RT (4) U31ART (4)	Brown	20	2-1/2"	
YA342TC14E2-45	2								4.09"							
YA342TC14E2-90	3								2.10"							
YA342TC38	1	550 kcmil	-	3/8"	1"	1.55"	2.25"	.23"	4.90"	Y644HS (1) Y81KFT (4) Y81KFTMBH (4) PAT81KFT-18V (4)	-	-	U35RT (4)	Yellow	21	2-11/16"
YA342TC38-45	2								4.53"							
YA342TC38-90	3								2.54"							
YA352N	1	600 kcmil	300	1/2"	1-3/4"	1.74"	2.69"	.27"	6.49"	Y644HS (1) Y81KFT (4) Y81KFTMBH (4) PAT81KFT-18V (4)	-	-	U36RT (4) U32ART (4)	Green	22	2-3/4"
YA352N-45	2								6.06"							
YA352N-90	3								3.77"							
YA362N	1	650 kcmil	-	3/8"	1"	1.74"	2.69"	.26"	6.59"	Y644HS (1) Y81KFT (4) Y81KFTMBH (4) PAT81KFT-18V (4)	-	-	U37RT (4)	Orange	23	2-7/8"
YA362N-45	2								6.17"							
YA362N-90	3								5.59"							
YA362TC38	1	700 kcmil	-	1/2"	1-3/4"	1.84"	2.81"	.27"	6.74"	Y644HS (1) Y81KFT (4) Y81KFTMBH (4) PAT81KFT-18V (4)	-	-	U38RT (4)	Pink	400	2-7/8"
YA362TC38-45	2								5.17"							
YA362TC38-90	3								2.81"							
YA372N	1	750 kcmil	-	1/2"	1-3/4"	1.84"	2.81"	.27"	6.77"	Y644HS (1) Y81KFT (3) Y81KFTMBH (3) PAT81KFT-18V (3)	-	-	U39RT (4) P39RT (4) **	Black	24	2-3/4"
YA372N-45	2								6.29"							
YA372N-90	3								3.84"							
YA382N	1	800 kcmil	400	1/2"	1-3/4"	1.91"	2.88"	.27"	6.87"	Y644HS (1) Y81KFT (3) Y81KFTMBH (3) PAT81KFT-18V (3)	-	-	P40RT (4) **	Orange	25	3"
YA382N-45	2								6.29"							
YA382N-90	3								3.84"							
YA382TC38	1	850 kcmil	-	1/2"	1-3/4"	2.01"	2.94"	.31"	5.76"	Y644HS (1) Y81KFT (3) Y81KFTMBH (3) PAT81KFT-18V (3)	-	-	-	Gold	26	3"
YA382TC38-45	2								5.29"							
YA382TC38-90	3								2.84"							
YA392N	1	850 kcmil	-	1/2"	1-3/4"	1.95"	2.94"	.30"	6.87"	Y644HS (1) Y81KFT (3) Y81KFTMBH (3) PAT81KFT-18V (3)	-	-	-	Gold	26	3"
YA392N-45	2								6.38"							
YA392N-90	3								3.87"							
YA392NT38	1	850 kcmil	-	1/2"	1-3/4"	1.95"	2.94"	.30"	5.87"	Y644HS (1) Y81KFT (3) Y81KFTMBH (3) PAT81KFT-18V (3)	-	-	-	Gold	26	3"
YA392NT38-45	2								5.38"							
YA392NT38-90	3								2.87"							
YA392TC38	1	850 kcmil	-	1/2"	1-3/4"	2.01"	2.94"	.31"	6.95"	Y644HS (1) Y81KFT (3) Y81KFTMBH (3) PAT81KFT-18V (3)	-	-	-	Gold	26	3"
YA392TC38-45	2								5.38"							
YA392TC38-90	3								2.87"							
YA402N	1	850 kcmil	-	1/2"	1-3/4"	2.01"	2.94"	.31"	6.96"	Y644HS (1) Y81KFT (3) Y81KFTMBH (3) PAT81KFT-18V (3)	-	-	-	Gold	26	3"
YA402N-45	2								6.50"							
YA402N-90	3								3.91"							
YA412N	1	850 kcmil	-	1/2"	1-3/4"	2.01"	2.94"	.31"	6.96"	Y644HS (1) Y81KFT (3) Y81KFTMBH (3) PAT81KFT-18V (3)	-	-	-	Gold	26	3"
YA412N-45	2								6.52"							
YA412N-90	3								3.93"							

C-57

▲ See tooling section of this catalog for complete tool and die listings.

* Use PUADP-1 adaptor with "U" dies in Y46 HYPRESS™.

** P-RT die sets for use in Y46 HYPRESS™ only, PUADP-1 adaptor not required.

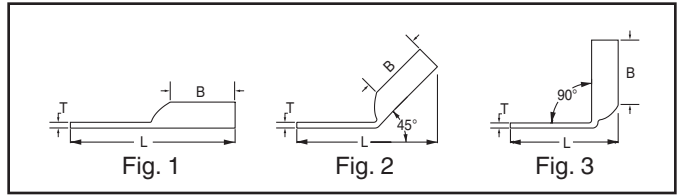

*** The MM² conductor sizes listed are the recommendations for Class 2 conductor.

" Available undrilled. Add suffix "U" to catalog number (example: YA25U).

◆ For applications greater than 2000 Volts consult cable manufacturer for voltage stress relief instructions.

Note: All dimensions shown are for reference only.

TWO HOLE HYLUG™ CODE CONDUCTOR LONG BARREL (Continued)



C-58

Catalog Number	Fig #	Conductor		Stud Hole Size	Stud Hole Spacing	Tongue Width	Figure Dimensions			▲ Installation Tooling					Wire Strip Length						
		AWG	MM ²				(B)	(T)	(L)	Dieless (# of crimps)	Mechanical	Hydraulic		Color Code		Die Index					
											MD6, OUR840, MD7-34R	BCT500HS, Y500CTHS	Y35, Y39, Y750, Y46*, PAT750								
YA442N	1	1000 kcmil	500	1/2"	1-3/4"	2.17"	3.00"	.33"	7.14"	Y644HS (1) Y81KFT (3) Y81KFTMBH (3) PAT81KFT-18V (3)	-	-	P44RT (4) **	White	27	3-1/16"					
YA442N-45	2								6.71"												
YA442N-90	3								4.02"												
YA442TC38	1			3/8"	1"	2.19"	3.00"	.33"	6.14"												
YA442TC38-45	2								5.71"												
YA442TC38-90	3								3.02"												
YA452N	1	1250 kcmil	-	1/2"	1-3/4"	2.46"	3.19"	.38"	7.44"	-	-	P45RT (6) **	Yellow	29	3-1/4"						
YA452N-45	2								7.03"												
YA452N-90	3								4.13"												
YA4532N	1	1300 kcmil	-	1/2"	1-3/4"	2.53"	3.19"	.39"	7.48"							-	-	-	Orange	30	3-1/4"
YA4532N-45	2								7.07"												
YA4532N-90	3								4.16"												
YA462N	1	1500 kcmil	-	1/2"	1-3/4"	2.67"	3.19"	.40"	7.55"	-	-	P46RT (6) **	Green	31	3-1/4"						
YA462N-45	2								7.15"												
YA462N-90	3								4.22"												
YA472N	1	1750 kcmil	-	1/2"	1-3/4"	2.90"	3.44"	.42"	7.89"							-	-	-	Gray	33	3-1/2"
YA472N-45	2								7.45"												
YA472N-90	3								4.30"												
YA482N	1	2000 kcmil	-	1/2"	1-3/4"	3.10"	3.44"	.46"	7.98"	-	-	-	Brown	34	3-1/2"						
YA482N-45	2								7.60"												
YA482N-90	3								4.40"												

▲ See tooling section of this catalog for complete tool and die listings.

* Use PUADP-1 adaptor with "U" -dies in Y46 HYPRESS™.

** P-RT die sets for use in Y46 HYPRESS™ only, PUADP-1 adaptor not required.

*** The MM² conductor sizes listed are the recommendations for Class 2 conductor.

" Available undrilled. Add suffix "U" to catalog number (example: YA25U).

◆ For applications greater than 2000 Volts consult cable manufacturer for voltage stress relief instructions.

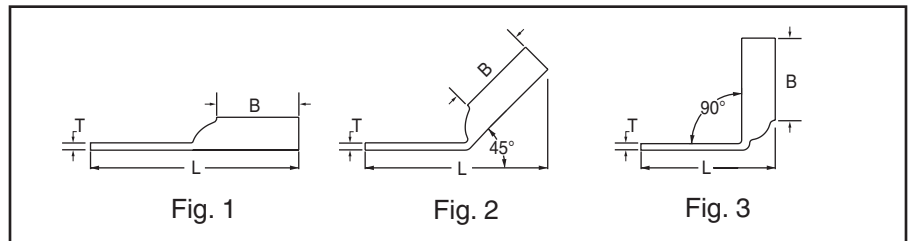
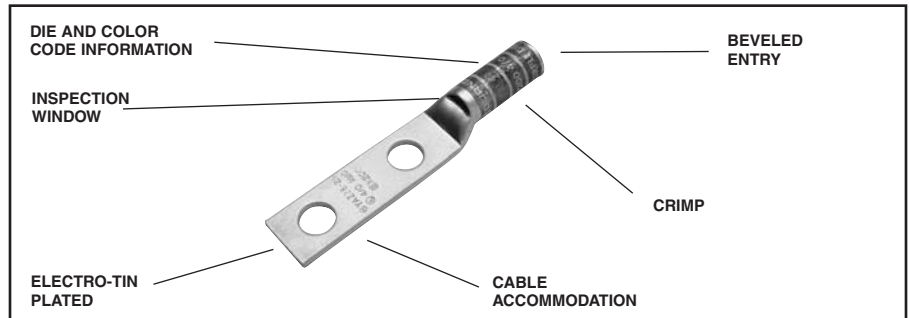
Note: All dimensions shown are for reference only.

TWO HOLE HYLUG™ CODE CONDUCTOR LONG BARREL WITH INSPECTION WINDOW

TYPES YAZ-2N, YAZ-2TC

COPPER COMPRESSION
TERMINAL

UL Listed 90° C,
600 Volts to 35 KV ◆



C-59

Catalog Number	Fig #	Conductor		Stud Hole Size	Stud Hole Spacing	Tongue Width	Figure Dimensions			▲ Installation Tooling														
		AWG	MM²				(B)	(T)	(L)	Dieless (# of crimps)	Mechanical		Hydraulic		Color Code	Die Index	Wire Strip Length							
											MD6, OUR840, MD7-34R	BCT500HS, Y500CTHS	Y35, Y39, Y750, Y46*, PAT750											
YAZV10-2TC14	1	14-10 AWG	6	1/4"	5/8"	.41"	.69"	.05"	2.16"	Y8MRB-1 (2)	-	-	-	-	-	-	3/4"							
YAZV10-2TC14-45	2								2.03"															
YAZV10-2TC14-90	3								1.45"															
YAZV10-2TC14E2	1			1/4"	3/4"	.41"	.69"	.05"	2.28"															
YAZV10-2TC14E2-45	2								2.16"															
YAZV10-2TC14E2-90	3								1.58"															
YAZ8C-2TC10	1	#8 STR	†	#10	5/8"	.41"	.75"	.08"	2.20"	Y1MR (2) Y8MRB-1 (2) Y2MR (2) MY29-3 (2) MY29-11 (2) MRC840 (2) Y81KFT (1) Y81KFTMBH (1) PAT81KFT-18V (1)	W8CVT (2) W8CRT (2) X8CRT (2)	W8CVT (2) W8CRT (2) X8CRT (2)	U8CRT (2)	Red	49	7/8"								
YAZ8C-2TC10-45	2								2.09"															
YAZ8C-2TC10-90	3								1.37"															
YAZ8C-2TC10E2	1			#10	3/4"	.41"	.75"	.08"	2.33"															
YAZ8C-2TC10E2-45	2								2.22"															
YAZ8C-2TC10E2-90	3								1.50"															
YAZ8C-2TC14	1			#6 SOL	†	1/4"	5/8"	.44"	.75"								.08"	2.33"	W8CVT (2) W8CRT (2) X8CRT (2)	W8CVT (2) W8CRT (2) X8CRT (2)	U8CRT (2)	Red	49	7/8"
YAZ8C-2TC14-45	2																	2.20"						
YAZ8C-2TC14-90	3																	1.49"						
YAZ8C-2TC14E2	1					3/4"	3/4"	.44"	.75"								.08"	2.45"						
YAZ8C-2TC14E2-45	2																	2.33"						
YAZ8C-2TC14E2-90	3																	1.62"						
YAZ8C-2TC14E1	1	1/4"	1"	.44"	.75"	.08"	2.70"																	
YAZ8C-2TC14E1-45	2						2.58"																	
YAZ8C-2TC14E1-90	3						1.87"																	
YAZ8C-2TC38	1	3/8"	1"	.58"	.75"	.06"	2.89"																	
YAZ8C-2TC38-45	2						2.72"																	
YAZ8C-2TC38-90	3						2.05"																	
YAZ6C-2N	1	#6 AWG	-	1/2"	1-3/4"	.83"	1.12"	.12"	4.40"	Y2MR (2) MY29-3 (2) MY29-11 (2) MRC840 (2) Y644HS (1) Y1MR (2) Y81KFT (1) Y81KFTMBH (1) PAT81KFT-18V (1)	W5CVT (2) W5CRT (2) X5CRT (2) X8CART (2)	W5CVT (2) X5CRT (2) X5CRT (2) X8CART (2)	U5CRT (2) U8CABT (2)	Blue	7 or 374	1-1/16"								
YAZ6C-2N-45	2								4.29"															
YAZ6C-2N-90	3								3.28"															
YAZ6C-2TC10E2	1			#10	3/4"	.42"	1.12"	.09"	2.65"															
YAZ6C-2TC10E2-45	2								2.48"															
YAZ6C-2TC10E2-90	3								1.51"															

▲ See tooling section of this catalog for complete tool and die listings.

* Use PUADP-1 adaptor with "U" dies in Y46 HYPRESS™.

** P-RT die sets for use in Y46 HYPRESS™ only, PUADP-1 adaptor not required.

*** The MM² conductor sizes listed are the recommendations for Class 2 conductor.

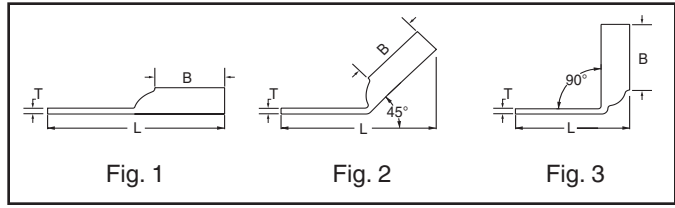
† The MM² conductor size referred to here is for Class 2 and Class 5 conductor.

" Available undrilled. Add suffix "U" to catalog number (example: YA25U).

◆ For applications greater than 2000 Volts consult cable manufacturer for voltage stress relief instructions.

Note: All dimensions shown are for reference only.

TWO HOLE HYLUG™ CODE CONDUCTOR LONG BARREL WITH INSPECTION WINDOW (Continued)



C-60

Catalog Number	Fig #	Conductor		Stud Hole Size	Stud Hole Spacing	Tongue Width	Figure Dimensions			▲ Installation Tooling					Wire Strip Length	
		AWG	MM ²				(B)	(T)	(L)	Dieless (# of crimps)	Mechanical	Hydraulic		Color Code		Die Index
											MD6, OUR840, MD7-34R	BCT500HS, Y500CTHS	Y35, Y39, Y750, Y46*, PAT750			
YAZ6C-2TC14	1	#6 AWG	-	1/4"	5/8"	.45"	1.12"	.08"	2.65"	Y1MR (2) Y2MR (2) MY29-3 (2) MY29-11 (2) MRC840 (2) Y644HS (2) Y81KFT (1) Y81KFTMBH (1) PAT81KFT-18V (1)	W5CVT (2) W5CRT (2) X5CRT (2) X8CART (2)	W5CVT (2) X5CRT (2) X5CRT (2) X8CART (2)	U5CRT (2) U8CABT (2)	Blue	7 or 374	1-1/16"
YAZ6C-2TC14-45	2						1.12"	.08"	2.45"							
YAZ6C-2TC14-90	3						1.12"	.08"	1.51"							
YAZ6C-2TC14E2	1			1/4"	3/4"	.45"	1.12"	.08"	2.78"							
YAZ6C-2TC14E2-45	2						1.12"	.08"	2.58"							
YAZ6C-2TC14E2-90	3						1.12"	.08"	1.63"							
YAZ6C-2TC14E1	1			1/4"	1"	.45"	1.12"	.08"	3.03"							
YAZ6C-2TC14E1-45	2						1.12"	.08"	2.83"							
YAZ6C-2TC14E1-90	3						1.12"	.08"	1.63"							
YAZ6C-2TC38E2	1			3/8"	3/4"	.58"	1.12"	.06"	2.97"							
YAZ6C-2TC38E2-45	2						1.12"	.06"	2.72"							
YAZ6C-2TC38E2-90	3						1.12"	.06"	1.81"							
YAZ6C-2TC38E6	1			3/8"	7/8"	.58"	1.12"	.06"	3.09"							
YAZ6C-2TC38E6-45	2						1.12"	.06"	2.85"							
YAZ6C-2TC38E6-90	3						1.12"	.06"	1.94"							
YAZ6C-2TC38	1	3/8"	1"	.58"	1.12"	.06"	3.22"									
YAZ6C-2TC38-45	2				1.12"	.06"	2.97"									
YAZ6C-2TC38-90	3				1.12"	.06"	2.06"									
YAZ5C-2N	1	#5 AWG	-	1/2"	1-3/4"	.83"	1.12"	.12"	4.43"	W5CRT (2) W5CVT (2) X5CRT (2)	W5CVT (2) W5CRT (2) X5CRT (2)	U5CRT (2)	Blue	7 or 374	1/16"	
YAZ5C-2N-45	2						1.12"	.12"	4.31"							
YAZ5C-2N-90	3						1.12"	.12"	3.28"							
YAZ4C-2N	1	#4 AWG	-	1/2"	1-3/4"	.83"	1.12"	.12"	4.42"	Y1MR (4) Y2MR (4) MY29-3 (2) MY29-11 (2) MRC840 (2) Y644HS (2) Y81KFT (1) Y81KFTMBH (1) PAT81KFT-18V (1)	W4CVT (2) W4CRT (2) X4CRT (2)	W4CVT (2) W4CRT (2) X4CRT (2)	U4CRT (2) U6CABT (2)	Gray	8 or 346	1-1/16"
YAZ4C-2N-45	2						1.12"	.12"	4.30"							
YAZ4C-2N-90	3						1.12"	.12"	3.30"							
YAZ4C-2TC10-E2	1			#10	3/4"	.49"	1.12"	.09"	2.67"							
YAZ4C-2TC10-E245	2						1.12"	.09"	2.49"							
YAZ4C-2TC10-E290	3						1.12"	.09"	1.54"							
YAZ4C-2TC14	1			1/4"	5/8"	.49"	1.12"	.09"	2.67"							
YAZ4C-2TC14-45	2						1.12"	.09"	2.49"							
YAZ4C-2TC14-90	3						1.12"	.09"	1.54"							
YAZ4C-2TC14E2	1			1/4"	3/4"	.49"	1.12"	.09"	2.80"							
YAZ4C-2TC14E2-45	2						1.12"	.09"	2.61"							
YAZ4C-2TC14E2-90	3						1.12"	.09"	1.66"							
YAZ4C-2TC38	1			3/8"	1"	.58"	1.12"	.08"	3.23"							
YAZ4C-2TC38-45	2						1.12"	.08"	3.01"							
YAZ4C-2TC38-90	3						1.12"	.08"	2.09"							
YAZ3C-2N	1	#3 AWG	25	1/2"	1-3/4"	.83"	1.25"	.12"	4.58"	Y1MR (4) Y2MR (4) MY29-3 (2) MY29-11 (2) MRC840 (2) Y644HS (2) Y81KFT (2) Y81KFTMBH (2) PAT81KFT-18V (2)	W3CRT (2)	W3CRT (2)	U3CRT (2)	White	9	1-5/16"
YAZ3C-2N-45	2						1.25"	.12"	4.41"							
YAZ3C-2N-90	3						1.25"	.12"	3.32"							
YAZ3C-2TC14	1			1/4"	5/8"	.55"	1.25"	.09"	2.83"							
YAZ3C-2TC14-45	2						1.25"	.09"	2.59"							
YAZ3C-2TC14-90	3						1.25"	.09"	1.55"							
YAZ3C-2TC14E2	1			1/4"	3/4"	.55"	1.25"	.09"	2.95"							
YAZ3C-2TC14E2-45	2						1.25"	.09"	2.72"							
YAZ3C-2TC14E2-90	3						1.25"	.09"	1.68"							
YAZ3C-2TC38E2	1			3/8"	3/4"	.58"	1.25"	.08"	3.14"							
YAZ3C-2TC38E2-45	2						1.25"	.08"	2.88"							
YAZ3C-2TC38E2-90	3						1.25"	.08"	1.86"							

▲ See tooling section of this catalog for complete tool and die listings.

* Use PUADP-1 adaptor with "U" -dies in Y46 HYPRESS™.

** P-RT die sets for use in Y46 HYPRESS™ only, PUADP-1 adaptor not required.

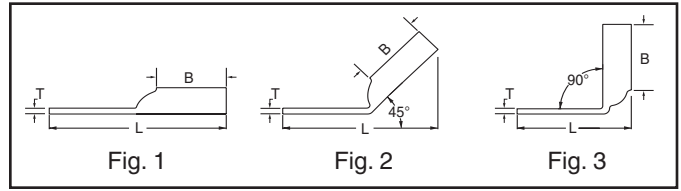

*** The MM² conductor sizes listed are the recommendations for Class 2 conductor.

" Available undrilled. Add suffix "U" to catalog number (example: YA25U).

◆ For applications greater than 2000 Volts consult cable manufacturer for voltage stress relief instructions.

Note: All dimensions shown are for reference only.

TWO HOLE HYLUG™ CODE CONDUCTOR LONG BARREL WITH INSPECTION WINDOW (Continued)



Catalog Number	Fig #	Conductor		Stud Hole Size	Stud Hole Spacing	Tongue Width	Figure Dimensions			Dieless (# of crimps)	▲ Installation Tooling				Wire Strip Length	
		AWG	MM²				(B)	(T)	(L)		Mechanical MD6, OUR840, MD7-34R	Hydraulic BCT500HS, Y500CTHS	Y35, Y39, Y750, Y46*, PAT750	Color Code		Die Index
YAZ3C-2TC38	1	#3 AWG #2 SOL	25	3/8"	1"	.58"	1.25"	.08"	3.39"	W3CRT (2)	W3CRT (2)	U3CRT (2)	White	9	1-5/16"	
YAZ3C-2TC38-45	2						1.25"	.08"	3.13"							
YAZ3C-2TC38-90	3						1.25"	.08"	2.11"							
YAZ2C-2N	1	#2 AWG	35	1/2"	1-3/4"	.83"	1.25"	.12"	4.60"	Y1MR (4) Y2MR (4) MY29-3 (2) MY29-11 (2) MRC840 (2) Y644HS (1) Y81KFT (2) Y81KFTMBH (2) PATKFT-18V (2)	W2CVT (2) W2CRT (2) X2CRT (2)	W2CVT (2) W2CRT (2) X2CRT (2)	U2CRT (2)	Brown	10	1-5/16"
YAZ2C-2N-45	2						1.25"	.12"	4.32"							
YAZ2C-2N-90	3						1.25"	.12"	3.32"							
YAZ2C-2TC10E2	1			#10	3/4"	.60"	1.25"	.11"	2.85"							
YAZ2C-2TC10E2-45	2						1.25"	.11"	2.65"							
YAZ2C-2TC10E2-90	3						1.25"	.11"	1.58"							
YAZ2C-2TC14	1			1/4"	5/8"	.60"	1.25"	.11"	2.85"							
YAZ2C-2TC14-45	2						1.25"	.11"	2.65"							
YAZ2C-2TC14-90	3						1.25"	.11"	1.58"							
YAZ2C-2TC14E2	1			1/4"	3/4"	.60"	1.25"	.11"	2.97"							
YAZ2C-2TC14E2-45	2						1.25"	.11"	2.77"							
YAZ2C-2TC14E2-90	3						1.25"	.11"	1.71"							
YAZ2C-2TC14E1	1	1/4"	1"	.60"	1.25"	.11"	3.22"									
YAZ2C-2TC14E1-45	2				1.25"	.11"	3.02"									
YAZ2C-2TC14E1-90	3				1.25"	.11"	1.96"									
YAZ2C-2TC516E2	1	#2 AWG	35	5/16"	3/4"	.60"	1.25"	.11"	3.03"	Y81KFTMBH (2) PATKFT-18V (2)	W2CVT (2) W2CRT (2) X2CRT (2)	W2CVT (2) W2CRT (2) X2CRT (2)	U2CRT (2)	Brown	10	1-5/16"
YAZ2C-2TC516E2-45	2						1.25"	.11"	2.84"							
YAZ2C-2TC516E2-90	3						1.25"	.11"	1.77"							
YAZ2C-2TC38E2	1			3/8"	3/4"	.60"	1.25"	.11"	3.16"							
YAZ2C-2TC38E2-45	2						1.25"	.11"	2.96"							
YAZ2C-2TC38E2-90	3						1.25"	.11"	1.90"							
YAZ2C-2TC38E6	1			3/8"	7/8"	.60"	1.25"	.11"	3.28"							
YAZ2C-2TC38E6-45	2						1.25"	.11"	3.09"							
YAZ2C-2TC38E6-90	3						1.25"	.11"	2.02"							
YAZ2C-2TC38	1			3/8"	1"	.60"	1.25"	.11"	3.41"							
YAZ2C-2TC38-45	2						1.25"	.11"	3.21"							
YAZ2C-2TC38-90	3						1.25"	.11"	2.14"							
YAZ2C-2NTC38	1	3/8"	1-3/4"	.60"	1.25"	.11"	4.16"									
YAZ2C-2NTC38-45	2				1.25"	.11"	3.96"									
YAZ2C-2NTC38-90	3				1.25"	.11"	2.90"									
YAZ1C-2N	1	#1 AWG	50	1/2"	1-3/4"	.83"	1.38"	.12"	4.76"	Y1MR (4) MY29-3 (2) MY29-11 (2) MRC840 (2) Y644HS (1) Y81KFT (2) Y81KFTMBH (2) PATKFT-18V (2)	W1CVT (2) W1CRT-1 (2) X1CRT-1 (2)	W1CVT (2) W1CRT-1 (2) X1CRT-1 (2)	U1CRT-1 (2) U4CABT (2)	Green	11 or 375	1-7/16"
YAZ1C-2N-45	2						1.38"	.12"	4.45"							
YAZ1C-2N-90	3						1.38"	.12"	3.34"							
YAZ1C-2TC14	1			1/4"	5/8"	.67"	1.38"	.10"	3.01"							
YAZ1C-2TC14-45	2						1.38"	.10"	2.75"							
YAZ1C-2TC14-90	3						1.38"	.10"	1.60"							
YAZ1C-2TC14E2	1			1/4"	3/4"	.67"	1.38"	.10"	3.13"							
YAZ1C-2TC14E2-45	2						1.38"	.10"	2.87"							
YAZ1C-2TC14E2-90	3						1.38"	.10"	1.73"							
YAZ1C-2TC38	1			3/8"	1"	.67"	1.38"	.10"	3.57"							
YAZ1C-2TC38-45	2						1.38"	.10"	3.31"							
YAZ1C-2TC38-90	3						1.38"	.10"	2.16"							
YAZ25-2N	1	1/0 AWG	-	1/2"	1-3/4"	.83"	1.38"	.11"	4.79"	MY29-3 (2) MY29-11 (2) MRC840 (4) Y644HS (1) Y81KFT (2) Y81KFTMBH (2) PATKFT-18V (2)	W25RT (4) W25VT (4) X25RT (4)	W25VT (4) X25RT (4) W25RT (4)	U25RT (2) U2CABT (2)	Pink	12 or 348	1-7/16"
YAZ25-2N-45	2						1.38"	.11"	4.52"							
YAZ25-2N-90	3						1.38"	.11"	3.38"							

C-61

▲ See tooling section of this catalog for complete tool and die listings.

* Use PUADP-1 adaptor with "U" dies in Y46 HYPRESS™.
Note: All dimensions shown are for reference only.

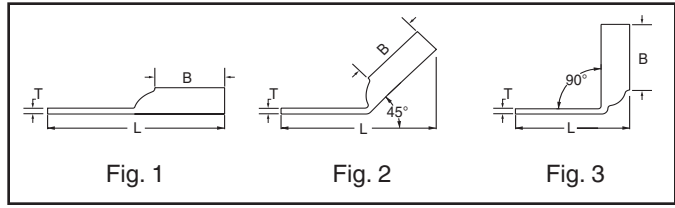
** P-RT die sets for use in Y46 HYPRESS™ only, PUADP-1 adaptor not required.

*** The MM² conductor sizes listed are the recommendations for Class 2 conductor.

* Available undrilled. Add suffix "U" to catalog number (example: YA25U).

◆ For applications greater than 2000 Volts consult cable manufacturer for voltage stress relief instructions.

TWO HOLE HYLUG™ CODE CONDUCTOR LONG BARREL WITH INSPECTION WINDOW (Continued)



C-62

Catalog Number	Fig #	Conductor		Stud Hole Size	Stud Hole Spacing	Tongue Width	Figure Dimensions			▲ Installation Tooling					Wire Strip Length							
		AWG	*** MM ²				(B)	(T)	(L)	Dieless (# of crimps)	Mechanical		Hydraulic			Color Code	Die Index					
											MD6, OUR840, MD7-34R	BCT500HS, Y500CTHS	Y35, Y39, Y750, Y46*, PAT750									
YAZ25-2TC14	1	1/0 AWG	-	1/4"	5/8"	.75"	1.38"	.12"	3.04"	MY29-3 (2) MY29-11 (2) MRC840 (4) Y644HS (1) Y81KFT (2) Y81KFTMBH (2) PAT81KFT-18V (2)	W25RT (4) W25VT (4) X25RT (4)	W25VT (4) W25RT (4) W25RT (4)	U25RT (2) U2CABT (2)	Pink	12 or 348	1-7/16"						
YAZ25-2TC14-45	2																1.64"					
YAZ25-2TC14-90	3																3.16"					
YAZ25-2TC14E2	1																1/4"	3/4"	.75"	1.38"	.12"	2.93"
YAZ25-2TC14E2-45	2																1.76"					
YAZ25-2TC14E2-90	3																3.41"					
YAZ25-2TC14E1	1																1/4"	1"	.75"	1.38"	.12"	3.18"
YAZ25-2TC14E1-45	2																2.01"					
YAZ25-2TC14E1-90	3																3.35"					
YAZ25-2TC516E6	1																5/16"	7/8"	.75"	1.38"	.12"	3.12"
YAZ25-2TC516E6-45	2			1.95"																		
YAZ25-2TC516E6-90	3			3.47"																		
YAZ25-2TC516	1			5/16"	1"	.75"	1.38"	.12"	3.24"													
YAZ25-2TC516-45	2			2.08"																		
YAZ25-2TC516-90	3			3.60"																		
YAZ25-2TC38	1			3/8"	1"	.75"	1.38"	.12"	3.37"													
YAZ25-2TC38-45	2			2.20"																		
YAZ25-2TC38-90	3			4.35"																		
YAZ25-2NTC38	1			3/8"	1-3/4"	.75"	1.38"	.12"	4.12"													
YAZ25-2NTC38-45	2			2.95"																		
YAZ25-2NTC38-90	3	4.95"																				
YAZ26-2N	1	2/0 AWG	70	1/2"	1 3/4"	.83"	1.50"	.12"	4.67"	W26VT (4) W26RT (4) X26RT (4)	W26VT (4) W26RT (4) W26RT (4) X26RT (4)	U26RT (2)	Black	13	1-9/16"							
YAZ26-2N-45	2															3.20"						
YAZ26-2N-90	3															3.41"						
YAZ26-2TC14	1															1/4"	5/8"	.83"	1.50"	.12"	2.92"	
YAZ26-2TC14-45	2															1.66"						
YAZ26-2TC14-90	3			3.32"																		
YAZ26-2TC14E2	1			1/4"	3/4"	.83"	1.50"	.12"	3.05"													
YAZ26-2TC14E2-45	2			1.79"																		
YAZ26-2TC14E2-90	3			3.76"																		
YAZ26-2TC38	1			3/8"	1"	.83"	1.50"	.12"	3.48"													
YAZ26-2TC38-45	2	2.22"																				
YAZ26-2TC38-90	3	4.98"																				
YAZ27-2N	1	3/0 AWG	-	1/2"	1-3/4"	.91"	1.50"	.13"	4.71"	W27VT (4) W27RT (4) X27RT (6)	W27VT (4) W27RT (4) W27RT (4) X27RT (6)	U27RT (2)	Orange	14	1-9/16"							
YAZ27-2N-45	2															3.36"						
YAZ27-2N-90	3															3.44"						
YAZ27-2TC14E2	1															1/4"	3/4"	.90"	1.50"	.12"	3.08"	
YAZ27-2TC14E2-45	2															1.82"						
YAZ27-2TC14E2-90	3			3.80"																		
YAZ27-2TC38	1			3/8"	1"	.90"	1.50"	.12"	3.52"													
YAZ27-2TC38-45	2			2.25"																		
YAZ27-2TC38-90	3			5.15"																		
YAZ28-2N	1			4/0 AWG	-	1/2"	1-3/4"	1.02"	1.62"		.14"					4.86"	W28VT (4) W28RT (4) X28RT (6)	W28VT (4) W28RT (4) W28RT (4) X28RT (6)	U28RT (2)	Purple	15	1-11/16"
YAZ28-2N-45	2	3.48"																				
YAZ28-2N-90	3	3.55"																				
YAZ28-2TC14E2	1	1/4"	3/4"			1.02"	1.62"	.14"	3.25"													
YAZ28-2TC14E2-45	2	1.86"																				
YAZ28-2TC14E2-90	3																					

▲ See tooling section of this catalog for complete tool and die listings.

* Use PUADP-1 adaptor with "U" -dies in Y46 HYPRESS™.

** P-RT die sets for use in Y46 HYPRESS™ only, PUADP-1 adaptor not required.

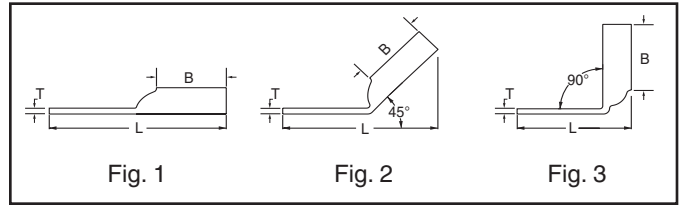
*** The MM² conductor sizes listed are the recommendations for Class 2 conductor.

" Available undrilled. Add suffix "U" to catalog number (example: YA25U).

◆ For applications greater than 2000 Volts consult cable manufacturer for voltage stress relief instructions.

Note: All dimensions shown are for reference only.

TWO HOLE HYLUG™ CODE CONDUCTOR LONG BARREL WITH INSPECTION WINDOW (Continued)



Catalog Number	Fig #	Conductor		Stud Hole Size	Stud Hole Spacing	Tongue Width	Figure Dimensions			▲ Installation Tooling						Wire Strip Length														
		AWG	MM²				(B)	(T)	(L)	Dieless (# of crimps)	Mechanical MD6, OUR840, MD7-34R	Hydraulic		Color Code	Die Index															
												BCT500HS, Y500CTHS	Y35, Y39, Y750, Y46*, PAT750																	
YAZ28-2TC38	1	4/0 AWG	-	3/8"	1"	1.02"	1.62"	.14"	3.99"	MY29-3 (2) MY29-11 (2) MRC840 (4) Y644HS (1) Y81KFT (2) Y81KFTMBH (2) PAT81KFT-18V (2)	W28VT (4) W28RT (4) X28RT (6)	W28VT (4) W28RT (4) X28RT (6)	U28RT (2)	Purple	15	1-11/16"														
YAZ28-2TC38-45	2																3/8"	1-3/4"	1.02"	1.62"	.14"	3.69"								
YAZ28-2TC38-90	3																						3/8"	1"	1.10"	1.62"	.16"	4.74"		
YAZ28-2NTC38	1			3/8"	1"	1.10"	1.62"	.14"	4.44"																					
YAZ28-2NTC38-45	2																3/8"	1"	1.10"	1.62"	.14"	3.05"								
YAZ28-2NTC38-90	3																						3/8"	1"	1.10"	1.62"	.14"	5.18"		
YAZ29-2N	1	250 kcmil	-	1/2"	1-3/4"	1.10"	1.62"	.16"	MY29-3 (2) MY29-11 (2) Y644HS (1) Y81KFT (2) Y81KFTMBH (2) PAT81KFT-18V (2)	W29VT (4) X29RT (8)	X29RT (8) W29VT (4) W29RT (4)	U29RT (2)	Yellow	16	1-11/16"															
YAZ29-2N-45	2															3/8"	1"	1.10"	1.62"	.14"	3.99"									
YAZ29-2N-90	3																					3/8"	1"	1.10"	1.62"	.14"	3.73"			
YAZ29-2TC38	1			3/8"	1"	1.10"	1.62"	.14"																				2.34"		
YAZ29-2TC38-45	2															3/8"	1"	1.20"	2.00"	.16"	5.60"									
YAZ29-2TC38-90	3																					3/8"	1"	1.20"	2.00"	.16"	5.23"			
YAZ30-2N	1	300 kcmil	150	1/2"	1-3/4"	1.20"	2.00"	.16"	Y644HS (1) Y81KFT (3) Y81KFTMBH (3) PAT81KFT-18V (3)	W30VT (4)	W30VT (4) W30RT (4)	U30RT (4) U28ART (4)	White	17 or 298	2-1/16"															
YAZ30-2N-45	2															3/8"	1"	1.20"	2.00"	.16"	4.42"									
YAZ30-2N-90	3																					3/8"	1"	1.20"	2.00"	.16"	4.04"			
YAZ30-2TC38	1			3/8"	1"	1.29"	2.00"	.18"																				5.64"		
YAZ30-2TC38-45	2															3/8"	1"	1.29"	2.00"	.18"	5.29"									
YAZ30-2TC38-90	3																					3/8"	1"	1.29"	2.00"	.18"	3.60"			
YAZ31-2N	1	350 kcmil	185	1/4"	3/4"	1.29"	2.00"	.18"	Y644HS (1) Y81KFT (3) Y81KFTMBH (3) PAT81KFT-18V (3)	W31VT (4)	W31VT (4) W31RT (4)	U31RT (4) U29ART (4)	Red	18 or 324	2-1/16"															
YAZ31-2N-45	2															3/8"	1"	1.29"	2.00"	.18"	4.45"									
YAZ31-2N-90	3																					3/8"	1"	1.29"	2.00"	.18"	4.10"			
YAZ31-2TC14E2	1			3/8"	1"	1.40"	2.12"	.19"																				5.81"		
YAZ31-2TC14E2-45	2															3/8"	1"	1.40"	2.12"	.19"	5.44"									
YAZ31-2TC14E2-90	3																					3/8"	1"	1.40"	2.12"	.19"	3.64"			
YAZ31-2TC38	1	400 kcmil	-	1/2"	1-3/4"	1.40"	2.12"	.19"	Y644HS (1) Y81KFT (4) Y81KFTMBH (4) PAT81KFT-18V (4)	W32VT (4)	W32VT (4) W32RT (4)	U32RT (4) U30ART (4)	Blue	19 or 470	2/16"															
YAZ31-2TC38-45	2															3/8"	1"	1.40"	2.12"	.19"	4.62"									
YAZ31-2TC38-90	3																					3/8"	1"	1.40"	2.12"	.19"	4.25"			
YAZ32-2N	1			450 kcmil	-	1/2"	1-3/4"	1.48"																				2.13"	.21"	Y644HS (1) Y81KFT (4) Y81KFTMBH (4) PAT81KFT-18V (4)
YAZ32-2N-45	2															3/8"	1"	1.55"	2.25"	.23"	6.04"									
YAZ32-2N-90	3																					3/8"	1"	1.55"	2.25"	.23"	5.69"			
YAZ32-2TC38	1	3/8"	1"			1.55"	2.25"	.23"	4.42"																					
YAZ32-2TC38-45	2									3/8"	1"	1.55"	2.25"	.23"	4.06"															
YAZ32-2TC38-90	3															3/8"	1"	1.55"	2.25"	.23"	2.10"									
YAZ33-2N	1	500 kcmil	240	1/4"	3/4"	1.55"	2.25"	.23"	Y644HS (1) Y81KFT (4) Y81KFTMBH (4) PAT81KFT-18V (4)													W34VT (4)	W34VT (4) W34RT (4)	U34RT (4) U31ART (4)	Brown	20 or 299	2-5/16"			
YAZ33-2N-45	2									3/8"	1"	1.55"	2.25"	.23"	4.85"															
YAZ33-2N-90	3															3/8"	1"	1.55"	2.25"	.23"	4.50"									
YAZ33-2TC38	1			3/8"	1"	1.65"	2.63"	.25"																				6.45"		
YAZ33-2TC38-45	2									3/8"	1"	1.65"	2.63"	.25"	6.03"															
YAZ33-2TC38-90	3															3/8"	1"	1.65"	2.63"	.25"	3.77"									
YAZ34-2N	1	550 kcmil	-	1/2"	1-3/4"	1.65"	2.63"	.25"	-													-	U35RT (4)	Yellow	21	2-11/16"				
YAZ34-2N-45	2									3/8"	1"	1.65"	2.63"	.25"	6.03"															
YAZ34-2N-90	3															3/8"	1"	1.65"	2.63"	.25"	3.77"									

▲ See tooling section of this catalog for complete tool and die listings.
* Use PUADP-1 adaptor with "U" dies in Y46 HYPRESS™.
** P-RT die sets for use in Y46 HYPRESS™ only, PUADP-1 adaptor not required.

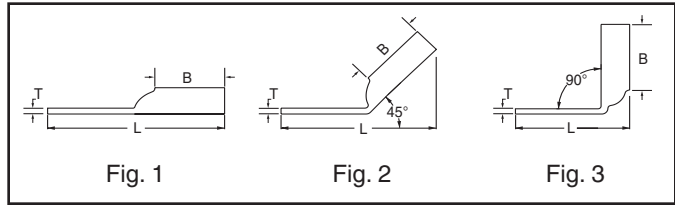
*** The MM² conductor sizes listed are the recommendations for Class 2 conductor.
" Available undrilled. Add suffix "U" to catalog number (example: YA25U).

◆ For applications greater than 2000 Volts consult cable manufacturer for voltage stress relief instructions.
Note: All dimensions shown are for reference only.

BURNDY® Products FCI

Compression

TWO HOLE HYLUG™ CODE CONDUCTOR LONG BARREL WITH INSPECTION WINDOW (Continued)



C-64

Catalog Number	Fig #	Conductor					▲ Installation Tooling							Wire Strip Length								
		AWG	*** MM ²	Stud Hole Size	Stud Hole Spacing	Tongue Width	Figure Dimensions			Dieless (# of crimps)	Mechanical MD6, OUR840, MD7-34R	Hydraulic			Color Code	Die Index						
							(B)	(T)	(L)			BCT500HS, Y500CHS	Y35, Y39, Y750, Y46*, PAT750									
YAZ36-2N	1	600 kcmil	300	1/2"	1-3/4"	1.74"	2.69"	.27"	6.55"	-	-	U36RT (4) U32ART (4)	Green	22 or 472	2-3/4"							
YAZ36-2N-45	2						2.69"	.27"	6.14"													
YAZ36-2N-90	3						2.69"	.27"	3.81"													
YAZ36-2TC38	1	650 kcmil	-	1/2"	1"	1.74"	2.69"	.26"	5.55"	-	-	U37RT (4)	Orange	23	2-7/8"							
YAZ36-2TC38-45	2						2.69"	.26"	5.14"													
YAZ36-2TC38-90	3						2.69"	.26"	2.81"													
YAZ37-2N	1	700 kcmil	-	1/2"	1-3/4"	1.80"	2.81"	.27"	6.70"	-	-	U38RT (4)	Pink	400	2-7/8"							
YAZ37-2N-45	2						2.81"	.27"	6.26"													
YAZ37-2N-90	3						2.81"	.27"	3.84"													
YAZ38-2N	1	750 kcmil	-	1/2"	1-3/4"	1.84"	2.81"	.27"	6.72"	-	-	U39RT (4) P39RT (4) **	Black	24	2-15/16"							
YAZ38-2N-45	2						2.81"	.27"	6.26"													
YAZ38-2N-90	3						2.81"	.27"	3.84"													
YAZ39-2N	1	750 kcmil	-	1/2"	1-3/4"	1.91"	2.88"	.27"	6.82"	Y644HS (1) Y81KFT (4) Y81KFTMBH (4) PAT81KFT-18V (4)	-	-	-	-	-							
YAZ39-2N-45	2						2.88"	.27"	6.34"													
YAZ39-2N-90	3						2.88"	.27"	3.87"													
YAZ39-2NT38	1						2.88"	.27"	5.82"													
YAZ39-2NT38-45	2			3/8"	1"	1.63"	2.88"	.27"	5.34"							2.87"	5.82"	5.34"	2.87"	6.82"	6.34"	3.87"
YAZ39-2NT38-90	3			3/8"	1"	1.63"	2.88"	.27"	5.34"							2.87"	5.82"	5.34"	2.87"	6.82"	6.34"	3.87"
YAZ39-2TC38	1			3/8"	1"	1.91"	2.88"	.27"	5.34"							2.87"	6.82"	6.34"	3.87"	6.82"	6.34"	3.87"
YAZ39-2TC38-45	2			3/8"	1"	1.91"	2.88"	.27"	5.34"							2.87"	6.82"	6.34"	3.87"	6.82"	6.34"	3.87"
YAZ39-2TC38-90	3			3/8"	1"	1.91"	2.88"	.27"	5.34"							2.87"	6.82"	6.34"	3.87"	6.82"	6.34"	3.87"
YAZ39-2NNT	1			1/2"	1-3/4"	1.63"	2.88"	.27"	6.34"							3.87"	6.82"	6.34"	3.87"	6.82"	6.34"	3.87"
YAZ39-2NNT-45	2	1/2"	1-3/4"	1.63"	2.88"	.27"	6.34"	3.87"	6.82"	6.34"	3.87"	6.82"	6.34"	3.87"								
YAZ39-2NNT-90	3	1/2"	1-3/4"	1.63"	2.88"	.27"	6.34"	3.87"	6.82"	6.34"	3.87"	6.82"	6.34"	3.87"								
YAZ40-2N	1	800 kcmil	400	1/2"	1-3/4"	1.98"	2.94"	.30"	6.89"	-	-	P40RT (4) **	Orange	25	3"							
YAZ40-2N-45	2						2.94"	.30"	6.46"													
YAZ40-2N-90	3						2.94"	.30"	3.91"													
YAZ41-2N	1	850 kcmil	-	1/2"	1-3/4"	2.01"	2.94"	.31"	6.91"	-	-	-	Gold	-	3"							
YAZ41-2N-45	2						2.94"	.31"	6.48"													
YAZ41-2N-90	3						2.94"	.31"	3.93"													
YAZ44-2N	1	1000 kcmil	500	1/2"	1-3/4"	2.19"	3.00"	.33"	7.08"	-	-	P44RT (4) **	White	27	3-1/16"							
YAZ44-2N-45	2						3.00"	.33"	6.66"													
YAZ44-2N-90	3						3.00"	.33"	4.02"													
YAZ44-2TC38	1			3.00"	.33"	6.09"																
YAZ44-2TC38-45	2			3.00"	.33"	5.66"																
YAZ44-2TC38-90	3			3.00"	.33"	3.02"																
YAZ45-2N	1	1250 kcmil	-	1/2"	1-3/4"	2.46"	3.19"	.38"	7.38"	-	-	P45RT (6) **	Yellow	29	3-1/4"							
YAZ45-2N-45	2						3.19"	.38"	6.99"													
YAZ45-2N-90	3						3.19"	.38"	4.13"													
YAZ453-2N	1	1300 kcmil	-	1/2"	1-3/4"	2.53"	3.19"	.39"	7.41"	-	-	-	Orange	30	2-1/16"							
YAZ453-2N-45	2						3.19"	.39"	7.03"													
YAZ453-2N-90	3						3.19"	.39"	4.16"													
YAZ46-2N	1	1500 kcmil	-	1/2"	1-3/4"	2.69"	3.19"	.40"	7.48"	-	-	P46RT (6) **	Green	31	3-5/16"							
YAZ46-2N-45	2						3.19"	.40"	7.10"													
YAZ46-2N-90	3						3.19"	.40"	4.22"													
YAZ47-2N	1	1750 kcmil	-	1/2"	1-3/4"	2.90"	3.44"	.42"	7.82"	-	-	-	Gray	33	3-1/2"							
YAZ47-2N-45	2						3.44"	.42"	7.40"													
YAZ47-2N-90	3						3.44"	.42"	4.30"													

▲ See tooling section of this catalog for complete tool and die listings.

* Use PUADP-1 adaptor with "U" - dies in Y46 HYPRESS™.

** P-RT die sets for use in Y46 HYPRESS™ only, PUADP-1 adaptor not required.

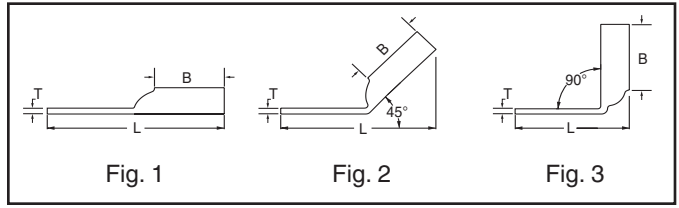
*** The MM² conductor sizes listed are the recommendations for Class 2 conductor.

* Available undrilled. Add suffix "U" to catalog number (example: YA25U).

◆ For applications greater than 2000 Volts consult cable manufacturer for voltage stress relief instructions.

Note: All dimensions shown are for reference only.

TWO HOLE HYLUG™ CODE CONDUCTOR LONG BARREL WITH INSPECTION WINDOW (Continued)



Catalog Number	Fig #	Conductor		Stud Hole Size	Stud Hole Spacing	Tongue Width	Figure Dimensions			▲ Installation Tooling					Wire Strip Length	
		AWG	*** MM²				(B)	(T)	(L)	Dieless (# of crimps)	Mechanical MD6, OUR840, MD7-34R	Hydraulic BCT500HS, Y500CTHS	Y35, Y39, Y750, Y46*, PAT750	Color Code		Die Index
YAZ48-2N	1	2000 kcmil	-	1/2"	1-3/4"	3.10"	3.44"	.46"	7.89"					Brown	34	3-1/2"
YAZ48-2N-45	2								7.54"							
YAZ48-2N-90	3								4.40"							

▲ See tooling section of this catalog for complete tool and die listings.

* Use PUADP-1 adaptor with "U" dies in Y46 HYPRESS™.

** P-RT die sets for use in Y46 HYPRESS™ only, PUADP-1 adaptor not required.

*** The MM² conductor sizes listed are the recommendations for Class 2 conductor.

▪ Available undrilled. Add suffix "U" to catalog number (example: YA25U).

◆ For applications greater than 2000 Volts consult cable manufacturer for voltage stress relief instructions.

Note: All dimensions shown are for reference only.

BURNDY® Products FCI

Compression


TWO HOLE HYLUG™ FLEX CONDUCTOR STANDARD BARREL

TYPES YA-L-2TC, YA-L-2TC-FX,
YAV-L-2TC-FX

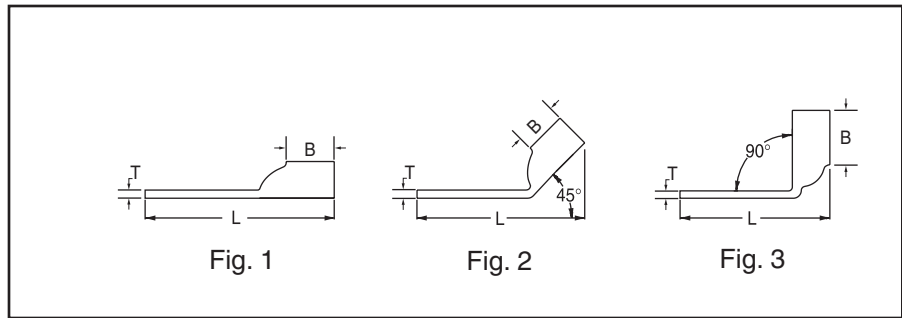
COPPER COMPRESSION TERMINAL

C-66

UL Listed 90° C,
600 Volts to 35 KV ◆



◆ For applications greater than 2000 Volts consult cable manufacturer for voltage stress relief instructions.

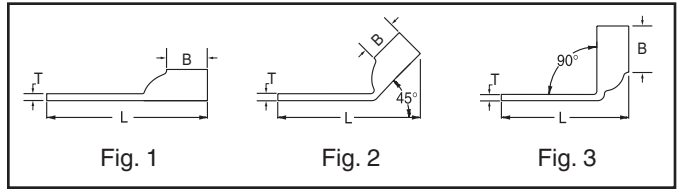



Catalog Number	Fig #	Conductor					▲ Installation Tooling								Wire Strip Length			
		AWG	*** MM ²	Stud Hole Size	Stud Hole Spacing	Tongue Width	Figure Dimensions			Dieless (# of crimps)	Mechanical MD6, OUR840, MD7-34R	Hydraulic		Color Code		Die Index		
							(B)	(T)	(L)			BCT500HS, Y500CTHS	Y35, Y39, Y750, Y46*, PAT750					
YA8CL2TC10	1	37/24	**	# 10	5/8"	.41"	.44"	.08"	1.84"	MRC840 (1) MY29-3 (1) MY29-11 (1) Y8MRB-1 (1) Y2MR (1) Y1MR (1) Y81KFT (1) Y81KFTMBH (1) PAT81KFT-18V (1)	W8CVT (1) W8CRT (1) X8CRT (1)	W8CVT (1) W8CRT (1) X8CRT (1)	U8CRT (1)	Red	49	7/16"		
YA8CL2TC10-45	2								1.83"									
YA8CL2TC10-90	3								1.37"									
YA8CL2TC14	1			1/4"	5/8"	.44"	.44"	.08"	1.95"									
YA8CL2TC14-45	2								1.94"									
YA8CL2TC14-90	3								1.49"									
YA8CL2TC14E1	1			#8 WELD	10	1/4"	1"	.44"	.44"								.08"	2.33"
YA8CL2TC14E1-45	2																	2.32"
YA8CL2TC14E1-90	3																	1.87"
YA8CL2TC14E2	1			#8 AWG	10	1/4"	3/4"	.44"	.44"								.08"	2.08"
YA8CL2TC14E2-45	2																	2.07"
YA8CL2TC14E2-90	3																	1.62"
YA8CL2TC38	1			3/8"	1"	.58"	.44"	.06"	2.52"									
YA8CL2TC38-45	2	2.46"																
YA8CL2TC38-90	3	2.05"																
YAV6C-L2TC10-FX	1	61/24	**	# 10	5/8"	.44"	.50"	.07"	1.94"	MRC840 (1) MY29-11 (1) Y2MR (1) Y1MR (1) Y81KFT (1) Y81KFTMBH (1) PAT81KFT-18V (1)	W5CVT (1) W5CRT (1) X5CRT (1)	W5CVT (1) W5CRT (1) X5CRT (1)	U5CRT (1)	Blue	7	1/2"		
YAV6C-L2TC10-FX-45	2								1.86"									
YAV6C-L2TC10-FX-90	3								1.38"									
YAV6C-L2TC10E2-FX	1			# 10	3/4"	.48"	.50"	.08"	2.06"									
YAV6C-L2TC10E2-FX-45	2								2.06"									
YAV6C-L2TC10E2-FX-90	3								1.57"									
YAV6C-L2TC10E4-FX	1			#6 WELD	16	# 10	11/16"	.44"	.50"								.07"	2.00"
YAV6C-L2TC10E4-FX-45	2																	1.95"
YAV6C-L2TC10E4-FX-90	3																	1.44"
YAV6C-L2TC10E9-FX	1			#6 AWG	16	# 10	1/2"	.48"	.50"								.08"	1.81"
YAV6C-L2TC10E9-FX-45	2																	1.77"
YAV6C-L2TC10E9-FX-90	3																	1.27"

* Use PUADP-1 adaptor with "U" dies in Y46 HYPRESS™.
** The MM² conductor size referenced here is for both Class 2 and Class 5 conductor.
*** The MM² conductor sizes listed are the recommendations for Class 5 conductor.

▲ See tooling section of this catalog for complete tool and die listings. Use ONLY color-coded die recommendations for "FX" connectors. For nest/indenter system contact factory.
◆ For applications greater than 2000 Volts consult cable manufacturer for voltage stress relief instructions.
Note: All dimensions shown are for reference only.

TWO HOLE HYLUG™ FLEX CONDUCTOR STANDARD BARREL (Continued)



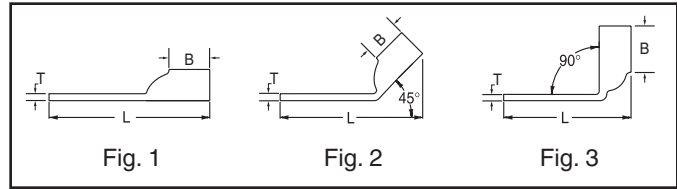

Catalog Number	Fig #	Conductor		Stud Hole Size	Stud Hole Spacing	Tongue Width	Figure Dimensions			Dieless (# of crimps)	▲ Installation Tooling					Wire Strip Length			
		AWG	MM²				Weld	AWG	B		T	L	Mechanical		Hydraulic		Color Code	Die Index	
													MD6, OUR840, MD7-34R	BCT500HS, Y500CTHS	Y35, Y39, Y750, Y46*, PAT750				
YAV6C-L2TC14-FX	1	#6 WELD	16	#6 AWG	1/4"	5/8"	.48"	.50"	.08"	MY29-11 (1) Y2MR (1) Y1MR (1) Y81KFT (1) Y81KFTMBH (1) PAT81KFT-18V (1)	W5CVT (1) W5CRT (1) X5CRT (1)	W5CVT (1) W5CRT (1) X5CRT (1)	U5CRT (1)	Blue	7	7/16"			
YAV6C-L2TC14-FX-45	2																2.02"		
YAV6C-L2TC14-FX-90	3																1.52"		
YAV6C-L2TC14E2-FX	1																2.19"		
YAV6C-L2TC14E2-FX-45	2																2.15"		
YAV6C-L2TC14E2-FX-90	3																1.64"		
YAV6C-L2TC14E1-FX	1				2.44"														
YAV6C-L2TC14E1-FX-45	2				2.40"														
YAV6C-L2TC14E1-FX-90	3				1.89"														
YAV6C-L2TC516-FX	1				2.50"														
YAV6C-L2TC516-FX-45	2				2.45"														
YAV6C-L2TC516-FX-90	3				1.95"														
YAV6C-L2TC38-FX	1				2.62"														
YAV6C-L2TC38-FX-45	2				2.56"														
YAV6C-L2TC38-FX-90	3				2.07"														
YAV6C-L2NTC-FX	1				3.81"														
YAV6C-L2NTC-FX-45	2				3.67"														
YAV6C-L2NTC-FX-90	3				3.29"														
YAV4C-L2NT10-FX	1	#4 WELD	-	#4 AWG	# 10	5/8"	.41"	.50"	.09"	MY29-11 (1) Y2MR (2) Y1MR (2) Y81KFT (1) Y81KFTMBH (1) PAT81KFT-18V (1)	W4CVT (1) W4CRT (1) X4CRT (1)	W4CVT (1) W4CRT (1) X4CRT (1)	U4CRT (1)	Gray	8	1/2"			
YAV4C-L2NT10-FX-45	2																1.94"		
YAV4C-L2NT10-FX-90	3																1.43"		
YAV4C-L2NT10E1-FX	1																2.33"		
YAV4C-L2NT10E1-FX-45	2																2.31"		
YAV4C-L2NT10E1-FX-90	3																1.80"		
YAV4C-L2TC14-FX	1				2.08"														
YAV4C-L2TC14-FX-45	2				2.06"														
YAV4C-L2TC14-FX-90	3				1.55"														
YAV4C-L2TC14E2-FX	1				2.20"														
YAV4C-L2TC14E2-FX-45	2				2.19"														
YAV4C-L2TC14E2-FX-90	3				1.68"														
YAV4C-L2TC14E1-FX	1				2.45"														
YAV4C-L2TC14E1-FX-45	2				2.44"														
YAV4C-L2TC14E1-FX-90	3				1.93"														
YAV4C-L2TC516-FX	1				2.52"														
YAV4C-L2TC516-FX-45	2				2.50"														
YAV4C-L2TC516-FX-90	3				1.99"														
YAV4C-L2TC38-FX	1	2.68"																	
YAV4C-L2TC38-FX-45	2	2.64"																	
YAV4C-L2TC38-FX-90	3	2.11"																	
YAV4C-L2NTC-FX	1	3.87"																	
YAV4C-L2NTC-FX-45	2	3.91"																	
YAV4C-L2NTC-FX-90	3	3.32"																	
YAV2C-L2TC14-FX	1	#2 WELD	35	#2 AWG	1/4"	5/8"	.68"	.63"	.10"	W2CVT (1) W2CRT (1) X2CRT (1)	W2CVT (1) W2CRT (1) X2CRT (1)	U2CRT (1)	Brown	10	11/16"				
YAV2C-L2TC14-FX-45	2															2.26"			
YAV2C-L2TC14-FX-90	3															2.22"			
YAV2C-L2TC14E2-FX	1															1.60"			
YAV2C-L2TC14E2-FX-45	2															2.38"			
YAV2C-L2TC14E2-FX-90	3															2.34"			

C-67

* Use PUADP-1 adaptor with "U" dies in Y46 HYPRESS™.
 ** The 16 MM² referenced here is for both Class 2 and Class 5 conductor.
 *** The MM² conductor sizes listed are the recommendations for Class 5 conductor.

▲ See tooling section of this catalog for complete tool and die listings. Use ONLY color-coded die recommendations for "FX" connectors. For nest/indenter system contact factory.
 ◆ For applications greater than 2000 Volts consult cable manufacturer for voltage stress relief instructions.
Note: All dimensions shown are for reference only.

TWO HOLE HYLUG™ FLEX CONDUCTOR STANDARD BARREL (Continued)



C-68

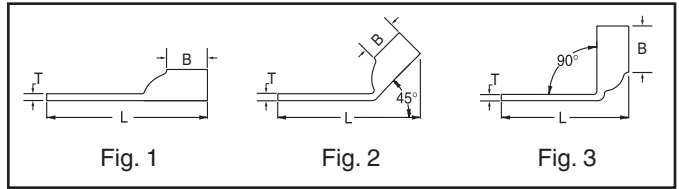

Catalog Number	Fig #	Conductor		Stud Hole Size	Stud Hole Spacing	Tongue Width	Figure Dimensions			Dieless (# of crimps)	▲ Installation Tooling				Wire Strip Length																																	
		AWG	MM ²				(B)	(T)	(L)		Mechanical MD6, OUR840, MD7-34R	Hydraulic BCT500HS, Y500CTHS	Y35, Y39, Y750, Y46*, PAT750	Color Code		Die Index																																
YAV2C-L2TC14E1-FX	1	150/24	35	1/4"	1"	.68"	.63"	.10"	MY29-11 (1) Y2MR (2) Y1MR (2) Y81KFT (1) Y81KFTMBH (1) PAT81KFT-18V (1)	W2CVT (1) W2CRT (1) X2CRT (1)	W2CVT (1) W2CRT (1) X2CRT (1)	U2CRT (1)	Brown	10	11/16"																																	
YAV2C-L2TC14E1-FX-45	2															5/16"	1"	.68"	.63"	.10"	2.63"																											
YAV2C-L2TC14E1-FX-90	3																				2.60"																											
YAV2C-L2TC516-FX	1			#2 WELD	35	5/16"	1"	.68"								.63"	.10"	MY29-11 (1) Y2MR (2) Y1MR (2) Y81KFT (1) Y81KFTMBH (1) PAT81KFT-18V (1)	W2CVT (1) W2CRT (1) X2CRT (1)	W2CVT (1) W2CRT (1) X2CRT (1)	U2CRT (1)	Brown	10	11/16"																								
YAV2C-L2TC516-FX-45	2																								3/8"	1"	.68"	.63"	.10"	2.71"																		
YAV2C-L2TC516-FX-90	3																													2.70"																		
YAV2C-L2TC38-FX	1					#2 AWG	35	3/8"								1"	.68"								.63"	.10"	MY29-11 (1) Y2MR (2) Y1MR (2) Y81KFT (1) Y81KFTMBH (1) PAT81KFT-18V (1)	W2CVT (1) W2CRT (1) X2CRT (1)	W2CVT (1) W2CRT (1) X2CRT (1)	U2CRT (1)	Brown	10	11/16"															
YAV2C-L2TC38-FX-45	2																																	1/2"	1-3/4"	.83"	.63"	.10"	2.82"									
YAV2C-L2TC38-FX-90	3																																						2.82"									
YAV2C-L2NNTC-FX	1							#1 WELD								35	1/2"								1-3/4"	.83"								.63"	.08"	MY29-11 (1) Y2MR (2) Y1MR (2) Y81KFT (1) Y81KFTMBH (1) PAT81KFT-18V (1)	W2CVT (1) W2CRT (1) X2CRT (1)	W2CVT (1) W2CRT (1) X2CRT (1)	U2CRT (1)	Brown	10	11/16"						
YAV2C-L2NNTC-FX-45	2																																										1/4"	5/8"	.75"	.69"	.12"	4.07"
YAV2C-L2NNTC-FX-90	3																																															3.93"
YAV1C-L2TC14-FX	1	175/24	35						1/4"	5/8"	.75"	.69"	.12"	MY29-11 (1) Y2MR (2) Y1MR (2) Y81KFT (1) Y81KFTMBH (1) PAT81KFT-18V (1)	W1CVT (1) W1CRT-1 (1) X1CRT-1 (1)		W1CVT (1) W1CRT-1 (1) X1CRT-1 (1)								U1CRT-1 (1)	Green								11	11/16"													
YAV1C-L2TC14-FX-45	2																																										1/4"	1"	.75"	.69"	.12"	2.35"
YAV1C-L2TC14-FX-90	3																																															2.32"
YAV1C-L2TC14E1-FX	1			#1 WELD	35				1/4"	3/4"	.75"	.69"	.12"					MY29-11 (1) Y2MR (2) Y1MR (2) Y81KFT (1) Y81KFTMBH (1) PAT81KFT-18V (1)	W1CVT (1) W1CRT-1 (1) X1CRT-1 (1)	W1CVT (1) W1CRT-1 (1) X1CRT-1 (1)	U1CRT-1 (1)	Green	11	11/16"																								
YAV1C-L2TC14E1-FX-45	2																																										5/16"	1"	.75"	.69"	.12"	2.71"
YAV1C-L2TC14E1-FX-90	3																																															2.69"
YAV1C-L2TC14E2-FX	1					#1 AWG	35		5/16"	1"	.75"	.69"	.12"														MY29-11 (1) Y2MR (2) Y1MR (2) Y81KFT (1) Y81KFTMBH (1) PAT81KFT-18V (1)	W1CVT (1) W1CRT-1 (1) X1CRT-1 (1)	W1CVT (1) W1CRT-1 (1) X1CRT-1 (1)	U1CRT-1 (1)	Green	11	11/16"															
YAV1C-L2TC14E2-FX-45	2																																										3/8"	1"	.75"	.69"	.12"	2.47"
YAV1C-L2TC14E2-FX-90	3																																															2.45"
YAV1C-L2TC516-FX	1							#1 AWG	35	5/16"	1"	.75"	.69"			.12"																				MY29-11 (1) Y2MR (2) Y1MR (2) Y81KFT (1) Y81KFTMBH (1) PAT81KFT-18V (1)	W1CVT (1) W1CRT-1 (1) X1CRT-1 (1)	W1CVT (1) W1CRT-1 (1) X1CRT-1 (1)	U1CRT-1 (1)	Green	11	11/16"						
YAV1C-L2TC516-FX-45	2																																										1/2"	1-3/4"	.83"	.69"	.11"	1.76"
YAV1C-L2TC516-FX-90	3																																															2.79"
YAV1C-L2TC38-FX	1	#1 AWG	35							3/8"	1"	.75"	.69"	.12"	MY29-11 (1) Y2MR (2) Y1MR (2) Y81KFT (1) Y81KFTMBH (1) PAT81KFT-18V (1)	W1CVT (1) W1CRT-1 (1) X1CRT-1 (1)	W1CVT (1) W1CRT-1 (1) X1CRT-1 (1)								U1CRT-1 (1)	Green								11	11/16"													
YAV1C-L2TC38-FX-45	2																																										1/2"	1-3/4"	.83"	.69"	.11"	2.76"
YAV1C-L2TC38-FX-90	3																																															2.08"
YAV1C-L2NNTC-FX	1			#1 AWG	35					1/2"	1-3/4"	.83"	.69"	.11"				MY29-11 (1) Y2MR (2) Y1MR (2) Y81KFT (1) Y81KFTMBH (1) PAT81KFT-18V (1)	W1CVT (1) W1CRT-1 (1) X1CRT-1 (1)	W1CVT (1) W1CRT-1 (1) X1CRT-1 (1)	U1CRT-1 (1)	Green	11	11/16"																								
YAV1C-L2NNTC-FX-45	2																																										1/4"	5/8"	.83"	.69"	.12"	4.10"
YAV1C-L2NNTC-FX-90	3																																															4.04"
YAV25-L2TC14-FX	1					275/24	35			1/4"	5/8"	.83"	.69"	.12"													MY29-11 (1) Y2MR (2) Y1MR (2) Y81KFT (1) Y81KFTMBH (1) PAT81KFT-18V (1)	W25VT (2) W25RT (2) X25RT (2)	W25VT (2) W25RT (2) X25RT (2)	U25RT (1)	Pink	12	11/16"															
YAV25-L2TC14-FX-45	2																																										1/4"	3/4"	.83"	.69"	.12"	2.39"
YAV25-L2TC14-FX-90	3																																															2.35"
YAV25-L2TC14E2-FX	1							1/0 WELD	35	1/4"	3/4"	.83"	.69"	.12"																						MY29-11 (1) Y2MR (2) Y1MR (2) Y81KFT (1) Y81KFTMBH (1) PAT81KFT-18V (1)	W25VT (2) W25RT (2) X25RT (2)	W25VT (2) W25RT (2) X25RT (2)	U25RT (1)	Pink	12	11/16"						
YAV25-L2TC14E2-FX-45	2																																										5/16"	3/4"	.83"	.69"	.12"	1.66"
YAV25-L2TC14E2-FX-90	3																																															2.51"
YAV25-L2TC516E2-FX	1	1/0 AWG	35							5/16"	1"	.83"	.69"	.12"	MY29-11 (1) Y2MR (2) Y1MR (2) Y81KFT (1) Y81KFTMBH (1) PAT81KFT-18V (1)	W25VT (2) W25RT (2) X25RT (2)	W25VT (2) W25RT (2) X25RT (2)								U25RT (1)	Pink								12	11/16"													
YAV25-L2TC516E2-FX-45	2																																										1/4"	5/8"	.83"	.69"	.12"	2.57"
YAV25-L2TC516E2-FX-90	3																																															2.53"
YAV25-L2TC516-FX	1			1/0 AWG	35					5/16"	1"	.83"	.69"	.12"				MY29-11 (1) Y2MR (2) Y1MR (2) Y81KFT (1) Y81KFTMBH (1) PAT81KFT-18V (1)	W25VT (2) W25RT (2) X25RT (2)	W25VT (2) W25RT (2) X25RT (2)	U25RT (1)	Pink	12	11/16"																								
YAV25-L2TC516-FX-45	2																																										1/2"	1"	.83"	.69"	.12"	1.85"
YAV25-L2TC516-FX-90	3																																															2.82"
YAV25-L2TC38-FX	1					1/0 AWG	35			5/16"	1"	.83"	.69"	.12"													MY29-11 (1) Y2MR (2) Y1MR (2) Y81KFT (1) Y81KFTMBH (1) PAT81KFT-18V (1)	W25VT (2) W25RT (2) X25RT (2)	W25VT (2) W25RT (2) X25RT (2)	U25RT (1)	Pink	12	11/16"															
YAV25-L2TC38-FX-45	2																																										1/2"	1"	.83"	.69"	.12"	2.78"
YAV25-L2TC38-FX-90	3																																															2.10"
YAV25-L2TC12E1-FX	1							1/0 AWG	35	1/2"	1"	.83"	.69"	.12"																						MY29-11 (1) Y2MR (2) Y1MR (2) Y81KFT (1) Y81KFTMBH (1) PAT81KFT-18V (1)	W25VT (2) W25RT (2) X25RT (2)	W25VT (2) W25RT (2) X25RT (2)	U25RT (1)	Pink	12	11/16"						
YAV25-L2TC12E1-FX-45	2																																										3/8"	1"	.83"	.69"	.12"	2.95"
YAV25-L2TC12E1-FX-90	3																																															2.91"
YAV25-L2TC12E1-FX	1	1/0 AWG	35							1/2"	1"	.83"	.69"	.12"	MY29-11 (1) Y2MR (2) Y1MR (2) Y81KFT (1) Y81KFTMBH (1) PAT81KFT-18V (1)	W25VT (2) W25RT (2) X25RT (2)	W25VT (2) W25RT (2) X25RT (2)								U25RT (1)	Pink								12	11/16"													
YAV25-L2TC12E1-FX-45	2																																										3/8"	1"	.83"	.69"	.12"	2.23"
YAV25-L2TC12E1-FX-90	3																																															3.20"
YAV25-L2TC12E1-FX	1			1/0 AWG	35					1/2"	1"	.83"	.69"	.12"				MY29-11 (1) Y2MR (2) Y1MR (2) Y81KFT (1) Y81KFTMBH (1) PAT81KFT-18V (1)	W25VT (2) W25RT (2) X25RT (2)	W25VT (2) W25RT (2) X25RT (2)	U25RT (1)	Pink	12	11/16"																								
YAV25-L2TC12E1-FX-45	2																																										3/8"	1"	.83"	.69"	.12"	3.16"
YAV25-L2TC12E1-FX-90	3																																															2.48"

* Use PUADP-1 adaptor with "U" dies in Y46 HYPRESS™.
 *** The MM² conductor sizes listed are the recommendations for Class 5 conductor.

▲ See tooling section of this catalog for complete tool and die listings. Use ONLY color-coded die recommendations for "-FX" connectors. For nest/indenter system contact factory.

◆ For applications greater than 2000 Volts consult cable manufacturer for voltage stress relief instructions.
 Note: All dimensions shown are for reference only.

TWO HOLE HYLUG™ FLEX CONDUCTOR STANDARD BARREL (Continued)

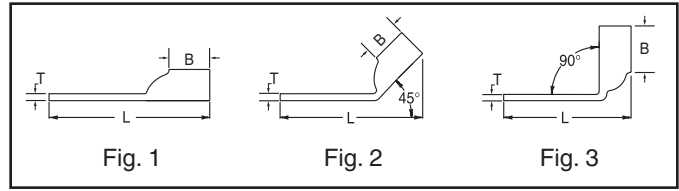



Catalog Number	Fig #	Conductor		Stud Hole Size	Stud Hole Spacing	Tongue Width	Figure Dimensions			▲ Installation Tooling									
		AWG	MM ²				(B)	(T)	(L)	Dieless (# of crimps)	Mechanical		Hydraulic		Color Code	Die Index	Wire Strip Length		
											MD6, OUR840, MD7-34R	BCT500HS, Y500CTHS	Y35, Y39, Y750, Y46*, PAT750						
YAV25-L2NTC-FX	1	275/24		1/2"	1-3/4"	.83"	.69"	.12"	4.14"	MY29-11 (1) Y644HS (1) Y81KFT (1) Y81KFTMBH (1) PAT81KFT-18V (1)	W25VT (2)	W25VT (2)	U25RT (1)	Pink	12	11/16"			
YAV25-L2NTC-FX-45	2	1/0 AWG	50					4.10"											
YAV25-L2NTC-FX-90	3	1/0 WELD						3.41"											
YAV26-L2TC14-FX	1	325/24	70	1/4"	5/8"	.93"	.81"	.13"	2.56"	W26VT (2) W26RT (2) X26RT (2)	W26VT (2) W26RT (2) X26RT (2)	U26RT (1)	Black	13	13/16"				
YAV26-L2TC14-FX-45	2																2.49"		
YAV26-L2TC14-FX-90	3																1.70"		
YAV26-L2TC14E2-FX	1					1/4"	3/4"	.93"	.81"							.13"	2.68"		
YAV26-L2TC14E2-FX-45	2																2.61"		
YAV26-L2TC14E2-FX-90	3																1.83"		
YAV26-L2TC516-FX	1					5/16"	1"	.93"	.81"							.13"	2.99"		
YAV26-L2TC516-FX-45	2																2.93"		
YAV26-L2TC516-FX-90	3																2.14"		
YAV26-L2TC38-FX	1			2/0 AWG	70	3/8"	1"	.93"	.81"							.13"	3.12"		
YAV26-L2TC38-FX-45	2																		3.05"
YAV26-L2TC38-FX-90	3																		2.26"
YAV26-L2TC12E1-FX	1					1/2"	1"	.93"	.81"	.13"	3.37"								
YAV26-L2TC12E1-FX-45	2										3.30"								
YAV26-L2TC12E1-FX-90	3										2.51"								
YAV26-L2NTC-FX	1			1/2"	1-3/4"	.93"	.81"	.13"	4.31"										
YAV26-L2NTC-FX-45	2								4.24"										
YAV26-L2NTC-FX-90	3								3.45"										
YAV27-L2TC14-FX	1	450/24	95	1/4"	5/8"	1.03"	1.00"	.14"	2.83"	W27VT (2) W27RT (2) X27RT (3)	W27VT (2) W27RT (2) X27RT (3)	U27RT (1)	Orange	14	1"				
YAV27-L2TC14-FX-45	2																2.69"		
YAV27-L2TC14-FX-90	3																1.74"		
YAV27-L2TC38-FX	1					3/8"	1"	1.03"	1.00"							.14"	3.35"		
YAV27-L2TC38-FX-45	2																3.23"		
YAV27-L2TC38-FX-90	3																2.30"		
YAV27-L2TC-FX	1			3/0 WELD	95	1/2"	1-3/4"	1.03"	1.00"							.14"	4.54"		
YAV27-L2TC-FX-45	2																		4.42"
YAV27-L2TC-FX-90	3																		3.49"
YAV27-L2TC516-FX	1					5/16"	1"	1.03"	1.00"							.14"	3.22"		
YAV27-L2TC516-FX-45	2																3.11"		
YAV27-L2TC516-FX-90	3																2.18"		
YAV28-L2TC14E2-FX	1	550/24	120	1/4"	3/4"	1.12"	1.03"	.15"	2.91"	W28VT (2) W28RT (2) X28RT (3)	W28VT (2) W28RT (2) X28RT (3)	U28RT (1)	Purple	15	1-1/16"				
YAV28-L2TC14E2-FX-45	2																2.80"		
YAV28-L2TC14E2-FX-90	3																1.86"		
YAV28-L2TC14-FX	1					1/4"	5/8"	1.12"	1.03"							.15"	2.86"		
YAV28-L2TC14-FX-45	2																2.74"		
YAV28-L2TC14-FX-90	3																1.78"		
YAV28-L2TC516-FX	1					5/16"	1"	1.12"	1.03"							.15"	3.30"		
YAV28-L2TC516-FX-45	2																3.18"		
YAV28-L2TC516-FX-90	3																2.22"		
YAV28-L2TC38-FX	1			4/0 AWG	120	3/8"	1"	1.12"	1.03"							.15"	3.43"		
YAV28-L2TC38-FX-45	2																		3.30"
YAV28-L2TC38-FX-90	3																		2.34"
YAV28-L2NTC-FX	1					1/2"	1-3/4"	1.20"	1.03"	.15"	4.18"								
YAV28-L2NTC-FX-45	2										4.05"								
YAV28-L2NTC-FX-90	3										3.09"								

* Use PUADP-1 adaptor with "U" dies in Y46 HYPRESS™.
 ** The 120 MM² referenced here is for both Class 2 and Class 5 conductor.
 *** The MM² conductor sizes listed are the recommendations for Class 5 conductor.

▲ See tooling section of this catalog for complete tool and die listings. Use ONLY color-coded die recommendations for "FX" connectors. For nest/indenter system contact factory.
 ◆ For applications greater than 2000 Volts consult cable manufacturer for voltage stress relief instructions.
Note: All dimensions shown are for reference only.

TWO HOLE HYLUG™ FLEX CONDUCTOR STANDARD BARREL (Continued)



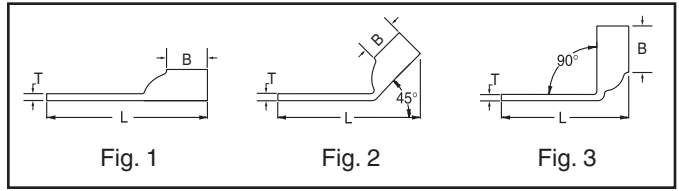

C-70

Catalog Number	Fig #	Conductor		Stud Hole Size	Stud Hole Spacing	Tongue Width	Figure Dimensions			▲ Installation Tooling								
		AWG	*** MM ²				(B)	(T)	(L)	Dieless (# of crimps)	Mechanical		Hydraulic		Color Code	Die Index	Wire Strip Length	
											MD6, OUR840, MD7-34R	BCT500HS, Y500CTHS	Y35, Y39, Y750, Y46*, PAT750					
YAV28-L2TC14E2	1	550/24	120	1/4"	3/4"	1.14"	1.03"	.15"	2.99"	MY29-11 (1) Y644HS (1) Y81KFT (1) Y81KFTMBH (1) PAT81KFT-18V (1)	W28VT (2) W28RT (2) X28RT (3)	W28VT (2) W28RT (2) X28RT (3)	U28RT (1)	Purple	15	1-1/16"		
YAV28-L2TC14E2-45	2						1.03"	.15"	2.87"									
YAV28-L2TC14E2-90	3						1.03"	.15"	1.90"									
YAV28-L2NT38-FX	1			4/0 WELD	120	3/8"	1"	.94"	1.03"								.15"	3.44"
YAV28-L2NT38-FX-45	2								1.03"								.15"	3.36"
YAV28-L2NT38-FX-90	3								1.03"								.15"	2.36"
YAV28-LTC12E1-FX	1			4/0 AWG	120	1/2"	1"	1.14"	1.03"								.15"	3.68"
YAV28-LTC12E1-FX-45	2								1.03"								.15"	3.55"
YAV28-LTC12E1-FX-90	3								1.03"								.15"	2.59"
YAV28-L2TC12-FX	1			4/0 AWG	120	1/2"	1-1/4"	1.14"	1.03"								.15"	3.93"
YAV28-L2TC12-FX-45	2								1.03"								.15"	3.80"
YAV28-L2TC12-FX-90	3								1.03"								.15"	2.84"
YAV28-L2NTC-FX	1	4/0 AWG	120	1/2"	1-3/4"	1.14"	1.03"	.15"	4.62"									
YAV28-L2NTC-FX-45	2						1.03"	.15"	4.49"									
YAV28-L2NTC-FX-90	3						1.03"	.15"	3.53"									
YAV29-L2TC14E2-FX	1	550/24	-	1/4"	3/4"	1.12"	1.03"	.16"	2.91"	Y644HS (1) Y81KFT (1) Y81KFTMBH (1) PAT81KFT-18V (1)	W29VT (2) X29RT (4)	W29VT (2) W29RT (2) X29RT (4)	U29RT (1)	Yellow	16	1-1/16"		
YAV29-L2TC14E2-FX-45	2						1.03"	.16"	2.80"									
YAV29-L2TC14E2-FX-90	3						1.03"	.16"	1.86"									
YAV29-L2TC14-FX	1			4/0 WELD	-	1/4"	5/8"	1.12"	1.03"								.16"	2.86"
YAV29-L2TC14-FX-45	2								1.03"								.16"	2.74"
YAV29-L2TC14-FX-90	3								1.03"								.16"	1.78"
YAV29-L2TC516-FX	1			4/0 WELD	-	5/16"	1"	1.12"	1.03"								.16"	3.30"
YAV29-L2TC516-FX-45	2								1.03"								.16"	3.18"
YAV29-L2TC516-FX-90	3								1.03"								.16"	2.22"
YAV29-L2TC38-FX	1			4/0 WELD	-	3/8"	1"	1.12"	1.03"								.16"	3.43"
YAV29-L2TC38-FX-45	2								1.03"								.16"	3.30"
YAV29-L2TC38-FX-90	3								1.03"								.16"	2.34"
YAV29-L2NTC-FX	1	4/0 WELD	-	1/2"	1-3/4"	1.20"	1.03"	.16"	4.18"									
YAV29-L2NTC-FX-45	2						1.03"	.16"	4.05"									
YAV29-L2NTC-FX-90	3						1.03"	.16"	3.09"									
YAV29-L2NT38-FX	1	4/0 WELD	-	3/8"	1"	.94"	1.03"	.16"	3.44"									
YAV29-L2NT38-FX-45	2						1.03"	.16"	3.36"									
YAV29-L2NT38-FX-90	3						1.03"	.16"	2.36"									
YAV29-LTC12E1-FX	1	4/0 WELD	-	1/2"	1"	1.14"	1.03"	.16"	3.68"									
YAV29-LTC12E1-FX-45	2						1.03"	.16"	3.55"									
YAV29-LTC12E1-FX-90	3						1.03"	.16"	2.59"									
YAV29-L2TC12-FX	1	4/0 WELD	-	1/2"	1-1/4"	1.14"	1.03"	.16"	3.93"									
YAV29-L2TC12-FX-45	2						1.03"	.16"	3.80"									
YAV29-L2TC12-FX-90	3						1.03"	.16"	2.84"									
YA30-L2TC38-FX	1	250 FLEX CLASS G 239 STR CLASS H 427 STR	-	3/8"	1"	1.20"	1.03"	.16"	3.45"	Y644HS (1) Y81KFT (1) Y81KFTMBH (1) PAT81KFT-18V (1)	W29VT (2) X29RT (4)	W29VT (2) W29RT (2) X29RT (4)	U29RT (1)	Yellow	16	1-1/16"		
YA30-L2TC38-FX-45	2						1.03"	.16"	3.36"									
YA30-L2TC38-FX-90	3						1.03"	.16"	2.37"									
YA30-L2TC12-FX	1			250 FLEX CLASS G 239 STR CLASS H 427 STR	-	1/2"	1-1/4"	1.20"	1.03"								.16"	3.95"
YA30-L2TC12-FX-45	2								1.03"								.16"	3.86"
YA30-L2TC12-FX-90	3								1.03"								.16"	2.87"
YA30-L2NTC-FX	1			250 FLEX CLASS G 239 STR CLASS H 427 STR	-	1/2"	1-3/4"	1.20"	1.03"								.16"	4.63"
YA30-L2NTC-FX-45	2								1.03"								.16"	4.55"
YA30-L2NTC-FX-90	3								1.03"								.16"	3.56"

* Use PUADP-1 adaptor with "U" dies in Y46 HYPRESS™.
 ** The 120 MM² referenced here is for both Class 2 and Class 5 conductor.
 *** The MM² conductor sizes listed are the recommendations for Class 5 conductor.

▲ See tooling section of this catalog for complete tool and die listings. Use ONLY color-coded die recommendations for "FX" connectors. For nest/indenter system contact factory.
 ◆ For applications greater than 2000 Volts consult cable manufacturer for voltage stress relief instructions.
Note: All dimensions shown are for reference only.

TWO HOLE HYLUG™ FLEX CONDUCTOR STANDARD BARREL (Continued)



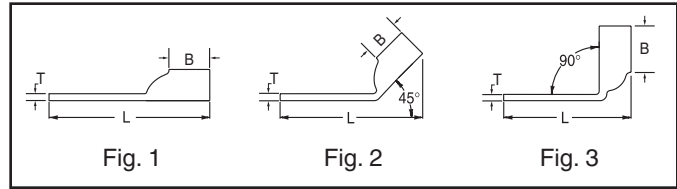
Catalog Number	Fig #	Conductor					▲ Installation Tooling																		
		AWG	MM²	Stud Hole Size	Stud Hole Spacing	Tongue Width	Figure Dimensions			Dieless (# of crimps)	Mechanical MD6, OUR840, MD7-34R	Hydraulic		Color Code	Die Index	Wire Strip Length									
							(B)	(T)	(L)			BCT500HS, Y500CTHS	Y35, Y39, Y750, Y46*, PAT750												
YA31-L2TC38-FX	1	250 FLEX 637/24 CLASS I, K, M*	150	3/8"	1"	1.29"	1.06"	.18"	3.51"	Y644HS (1) Y81KFT (1) Y81KFTMBH (1) PAT81KFT-18V (1)	W30VT (2) W30RT (2)	W30VT (2) W30RT (2)	U30RT (2)	White	17	1-1/8"									
YA31-L2TC38-FX-45	2																3.43"								
YA31-L2TC38-FX-90	3																2.41"								
YA31-L2TC12-FX	1			775/24 313.1 kcmil	185	1/2"	1-1/4"	1.29"	1.06"								.18"	4.01"	W31VT (2) W31RT (2)	W31VT (2) W31RT (2)	U31RT (2)	Red	18	1-1/4"	
YA31-L2TC12-FX-45	2																								3.93"
YA31-L2TC12-FX-90	3																								2.91"
YA31-L2NTC-FX	1					3/8"	1-3/4"	1.29"	1.06"								.18"	4.70"							
YA31-L2NTC-FX-45	2																								4.62"
YA31-L2NTC-FX-90	3																								3.60"
YA31-L2NTC38-FX	1			373.7 kcmil 925/24 240 (350 MCM NOM)	240	3/8"	1"	1.38"	1.19"								.19"	4.26"	W32VT (2) W32RT (2)	W32VT (2) W32RT (2)	U32RT (2)	Blue	19	1-5/16"	
YA31-L2NTC38-FX-45	2																								4.18"
YA31-L2NTC38-FX-90	3																								3.16"
YA32-L2TC38-FX	1	373.7 kcmil 925/24 240 (350 MCM NOM)	240			3/8"	1"	1.38"	1.19"	.19"	3.69"	W32VT (2) W32RT (2)	W32VT (2) W32RT (2)	U32RT (2)	Blue	19	1-5/16"								
YA32-L2TC38-FX-45	2																	3.59"							
YA32-L2TC38-FX-90	3																	2.45"							
YA32-L2NTC-FX	1					5/16"	1"	1.55"	1.27"	.23"	5.06"														
YA32-L2NTC-FX-45	2																	4.78"							
YA32-L2NTC-FX-90	3																	3.64"							
YA34-L2TC38-FX	1	1100/24 444.4 kcmil	300			3/8"	1"	1.52"	1.27"	.23"	3.88"	-	-	U34RT (2)	Brown	20	1-7/16"								
YA34-L2TC38-FX-45	2																	3.81"							
YA34-L2TC38-FX-90	3																	2.54"							
YA34-L2TC12-FX	1			535.3 kcmil 1325/24 (500 MCM NOM)	300	1/2"	1-1/4"	1.81"	1.45"	.27"	4.38"							-	-	U38XRT (2)	Pink	L99	1-7/16"		
YA34-L2TC12-FX-45	2																							4.31"	
YA34-L2TC12-FX-90	3																							3.04"	
YA34-L2NTC-FX	1					3/8"	1"	.96"	1.27"	.23"	5.00"														
YA34-L2NTC-FX-45	2																							5.00"	
YA34-L2NTC-FX-90	3																							3.73"	
YA34-L2TC516-FX	1			3/8"	1"	.96"	1.27"	.23"	3.75"																
YA34-L2TC516-FX-45	2									3.69"															
YA34-L2TC516-FX-90	3									2.42"															
YA34-L2NT38-FX	1	535.3 kcmil 1325/24 (500 MCM NOM)	300	3/8"	1"	1.81"	1.45"	.27"	3.88"	-	-	U38XRT (2)	Pink	L99	1-7/16"										
YA34-L2NT38-FX-45	2															3.81"									
YA34-L2NT38-FX-90	3															2.54"									
YA34-L2NTC38-FX	1			3/8"	1-3/4"	1.55"	1.27"	.23"	4.63"																
YA34-L2NTC38-FX-45	2															4.56"									
YA34-L2NTC38-FX-90	3															3.29"									
YA36-L2TC38-FX	1	535.3 kcmil 1325/24 (500 MCM NOM)	300	3/8"	1"	1.81"	1.45"	.27"	4.24"	-	-	U38XRT (2)	Pink	L99	1-7/16"										
YA36-L2TC38-FX-45	2															4.21"									
YA36-L2TC38-FX-90	3															2.81"									
YA36-L2NTC-FX	1			3/8"	1-3/4"	1.72"	1.38"	.27"	5.24"																
YA36-L2NTC-FX-45	2															5.21"									
YA36-L2NTC-FX-90	3															3.81"									
YA38-L2TC38-FX	1			535.3 kcmil 1325/24 (500 MCM NOM)	300	3/8"	1"	1.81"	1.45"							.27"	4.35"	-	-	U38XRT (2)	Pink	L99	1-7/16"		
YA38-L2TC38-FX-45	2																							4.30"	
YA38-L2TC38-FX-90	3																							2.84"	
YA38-L2TC12-FX	1					3/8"	1-1/4"	1.81"	1.45"							.27"	4.67"								
YA38-L2TC12-FX-45	2																							4.61"	
YA38-L2TC12-FX-90	3																							3.16"	

C-71

* Use PUADP-1 adaptor with "U" dies in Y46 HYPRESS™.
 *** The MM² conductor sizes listed are the recommendations for Class 5 conductor.
 ▲ See tooling section of this catalog for complete tool and die listings. Use ONLY color-coded die recommendations for "-FX" connectors. For nest/indenter system contact factory.

◆ For applications greater than 2000 Volts consult cable manufacturer for voltage stress relief instructions.
 Note: All dimensions shown are for reference only.

TWO HOLE HYLUG™ FLEX CONDUCTOR STANDARD BARREL (Continued)



C-72

Catalog Number	Fig #	Conductor		Stud Hole Size	Stud Hole Spacing	Tongue Width	Figure Dimensions			▲ Installation Tooling					Wire Strip Length	
		AWG	MM ²				(B)	(T)	(L)	Dieless (# of crimps)	Mechanical	Hydraulic		Color Code		Die Index
											MD6, OUR840, MD7-34R	BCT500HS, Y500CTHS	Y35, Y39, Y750, Y46*, PAT750			
YA38-L2NTC-FX	1	535.3 kcmil 1325/24 (500 MCM NOM)	300	1/2"	1-3/4"	1.81"	1.45"	.27"	5.35"	Y644HS (1) Y81KFT (1) Y81KFTMBH (1) PAT81KFT-18V (1)	-	-	U38XRT (2)	Pink	L99	1-7/16"
YA38-L2NTC-FX-45	2						1.45"	.27"	5.30"							
YA38-L2NTC-FX-90	3						1.45"	.27"	3.84"							
YA38-L2TC516-FX	1			5/16"	1"	1.84"	1.45"	.27"	4.04"							
YA38-L2TC516-FX-45	2						1.45"	.27"	3.98"							
YA38-L2TC516-FX-90	3						1.45"	.27"	2.53"							
YA38-L2NT38-FX	1			3/8"	1"	1.63"	1.45"	.27"	4.35"							
YA38-L2NT38-FX-45	2						1.45"	.27"	4.30"							
YA38-L2NT38-FX-90	3						1.45"	.27"	2.84"							
YA38-L2NNT-FX	1			1/2"	1-3/4"	1.63"	1.45"	.27"	5.35"							
YA38-L2NNT-FX-45	2	1.45"	.27"				5.30"									
YA38-L2NNT-FX-90	3	1.45"	.27"				3.84"									
YA39-L2NTC-FX	1	600 kcmil	-	1/2"	1-3/4"	1.91"	1.42"	.27"	5.36"	-	-	U38RT (2)	Purple	23	1-3/8"	
YA39-L2NTC-FX-45	2						1.42"	.27"	5.31"							
YA39-L2NTC-FX-90	3						1.42"	.27"	3.87"							
YA40-L2NTC-FX	1	646 kcmil 1600/24	400	1/2"	1-3/4"	1.95"	1.42"	.30"	5.38"	-	-	U39RT (2)	Black	24	1-5/16"	
YA40-L2NTC-FX-45	2						1.42"	.30"	5.38"							
YA40-L2NTC-FX-90	3						1.42"	.30"	3.91"							
YA40-L2TC38-FX	1			3/8"	1"	1.98"	1.42"	.30"	4.28"							
YA40-L2TC38-FX-45	2						1.42"	.30"	4.20"							
YA40-L2TC38-FX-90	3						1.42"	.30"	2.72"							
YA40-L2NNT-FX	1			1/2"	1-3/4"	1.63"	1.42"	.30"	5.38"							
YA40-L2NNT-FX-45	2						1.42"	.30"	5.38"							
YA40-L2NNT-FX-90	3						1.42"	.30"	3.91"							
YA44-L2TC38-FX	1			777.7 kcmil 1925/24 (750 MCM NOM)	500	3/8"	1"	2.19"	1.65"							.33"
YA44-L2TC38-FX-45	2	1.65"	.33"						4.71"							
YA44-L2TC38-FX-90	3	1.65"	.33"						3.02"							
YA44-L2NTC-FX	1	1/2"	1-3/4"			2.19"	1.65"	.33"	5.71"							
YA44-L2NTC-FX-45	2						1.65"	.33"	5.71"							
YA44-L2NTC-FX-90	3						1.65"	.33"	4.02"							
YA44-L2TC58-FX	1	5/8"	1-1/2"			2.19"	1.65"	.33"	5.55"							
YA44-L2TC58-FX-45	2						1.65"	.33"	5.52"							
YA44-L2TC58-FX-90	3						1.65"	.33"	3.83"							
YA44-L2TC12-FX	1	1/2"	1-1/4"			2.19"	1.65"	.33"	5.05"							
YA44-L2TC12-FX-45	2			1.65"	.33"		5.02"									
YA44-L2TC12-FX-90	3			1.65"	.33"		3.33"									
YA44-L2TC12E3-FX	1	1/2"	1-1/2"	2.19"	1.65"	.33"	5.30"									
YA44-L2TC12E3-FX-45	2				1.65"	.33"	5.27"									
YA44-L2TC12E3-FX-90	3				1.65"	.33"	3.58"									
YA44-L2NT38-FX	1	3/8"	1"	1.63"	1.65"	.33"	4.74"									
YA44-L2NT38-FX-45	2				1.65"	.33"	4.71"									
YA44-L2NT38-FX-90	3				1.65"	.33"	3.02"									
YA44-L2NNT-FX	1	1/2"	1-3/4"	1.63"	1.65"	.33"	5.74"									
YA44-L2NNT-FX-45	2				1.65"	.33"	5.71"									
YA44-L2NNT-FX-90	3				1.65"	.33"	4.02"									

* Use PUADP-1 adaptor with "U" dies in Y46 HYPRESS™.
 *** The MM² conductor sizes listed are the recommendations for Class 5 conductor.
 ▲ See tooling section of this catalog for complete tool and die listings. Use ONLY color-coded die recommendations for "-FX" connectors. For nest/indenter system contact factory.

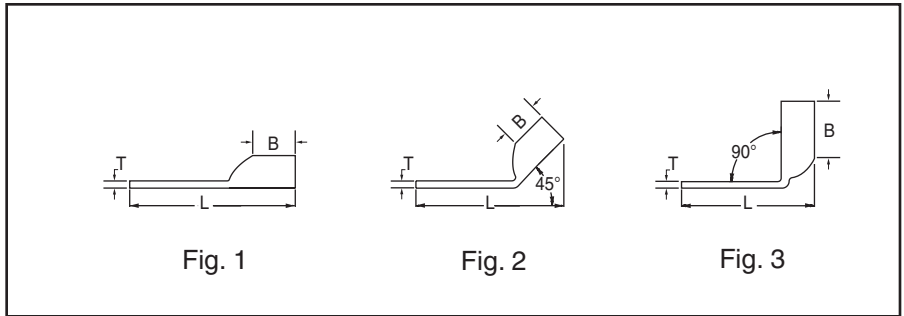
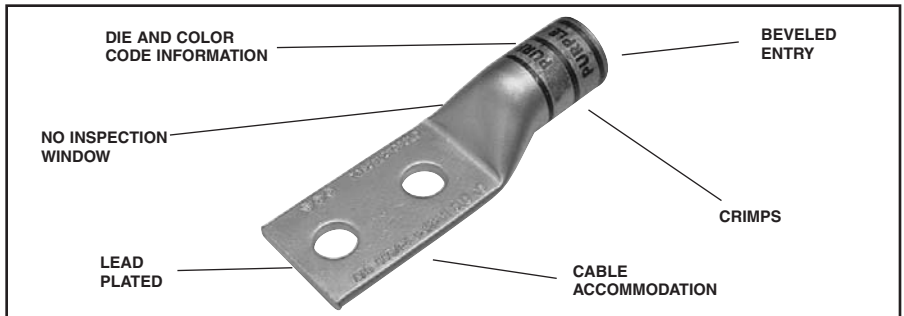
◆ For applications greater than 2000 Volts consult cable manufacturer for voltage stress relief instructions.
Note: All dimensions shown are for reference only.

TWO HOLE HYLUG™ FLEX CONDUCTOR STANDARD BARREL LEAD PLATED

TYPE YAG-L-2TC-LD

COPPER COMPRESSION
TERMINAL

UL Listed 90° C,
600 Volts to 35 KV ◆



C-73

Catalog Number	Fig #	Conductor		Stud Hole Size	Stud Hole Spacing	Tongue Width	Figure Dimensions		Dieless (# of crimps)	▲ Installation Tooling					Wire Strip Length																			
		AWG	MM ²				(B)	(T)		(L)	Mechanical	Hydraulic		Color Code		Die Index																		
YAG8CL-2TC14-LD	1	#8 WELD	10	1/4"	5/8"	.41"	.44"	.08"	MRC840 (1) MY29-3 (1) MY29-11 (1) Y8MRB-1 (1) Y2MR (1) Y1MR (1) Y81KFT (1) Y81KFTMBH (1) PAT81KFT-18V (1)	W8CVT (1) W8CRT (1) X8CRT (1)	W8CVT (1) W8CRT (1) X8CRT (1)	U8CRT (1)	Red	49	7/16"																			
YAG8CL-2TC14-LD-45	2															1.95"																		
YAG8CL-2TC14-LD-90	3															1.94"																		
YAG8CL-2TC38-LD	1			#8 AWG	10	3/8"	1"	.57"								.44"	.06"	MRC840 (1) MY29-3 (1) MY29-11 (1) Y8MRB-1 (1) Y2MR (1) Y1MR (1) Y81KFT (1) Y81KFTMBH (1) PAT81KFT-18V (1)	W8CVT (1) W8CRT (1) X8CRT (1)	W8CVT (1) W8CRT (1) X8CRT (1)	U8CRT (1)	Red	49	7/16"										
YAG8CL-2TC38-LD-45	2																								2.52"									
YAG8CL-2TC38-LD-90	3																								2.46"									
YAG8CL-2TC10-LD	1					1/4"	1"	.44"								.44"	.08"								2.05"	1.84"	Y81KFT (1) Y81KFTMBH (1) PAT81KFT-18V (1)	W8CVT (1) W8CRT (1) X8CRT (1)	W8CVT (1) W8CRT (1) X8CRT (1)	U8CRT (1)	Red	49	7/16"	
YAG8CL-2TC10-LD-45	2																																	1.83"
YAG8CL-2TC10-LD-90	3																																	1.37"
YAG8CL-2TC14E1-LD	1			#8 AWG	10	1/4"	1"	.44"								.44"	.08"	MRC840 (1) MY29-3 (1) MY29-11 (1) Y8MRB-1 (1) Y2MR (1) Y1MR (1) Y81KFT (1) Y81KFTMBH (1) PAT81KFT-18V (1)	W8CVT (1) W8CRT (1) X8CRT (1)	W8CVT (1) W8CRT (1) X8CRT (1)	U8CRT (1)	Red	49	7/16"										
YAG8CL-2TC14E1-LD-45	2																								2.33"									
YAG8CL-2TC14E1-LD-90	3																								2.32"									
YAG8CL-2TC14E2-LD	1	1/4"	3/4"			.44"	.44"	.08"	1.87"	2.08"	Y81KFT (1) Y81KFTMBH (1) PAT81KFT-18V (1)	W8CVT (1) W8CRT (1) X8CRT (1)	W8CVT (1) W8CRT (1) X8CRT (1)	U8CRT (1)	Red	49	7/16"																	
YAG8CL-2TC14E2-LD-45	2																								2.07"									
YAG8CL-2TC14E2-LD-90	3																								1.62"									
YAG6CL-2TC10-LD	1	#6 WELD	16	# 10	5/8"	.44"	.50"	.07"	MY29-11 (1) Y2MR (1) Y1MR (1) Y81KFT (1) Y81KFTMBH (1) PAT81KFT-18V (1)	W5CVT (1) W5CRT (1) X5CRT (1)	W5CVT (1) W5CRT (1) X5CRT (1)	U5CRT (1)	Blue	7	1/2"																			
YAG6CL-2TC10-LD-45	2															1.94"																		
YAG6CL-2TC10-LD-90	3															1.86"																		
YAG6CL-2TC10E2-LD	1			#6 AWG	16	# 10	3/4"	.48"								.50"	.08"	MY29-11 (1) Y2MR (1) Y1MR (1) Y81KFT (1) Y81KFTMBH (1) PAT81KFT-18V (1)	W5CVT (1) W5CRT (1) X5CRT (1)	W5CVT (1) W5CRT (1) X5CRT (1)	U5CRT (1)	Blue	7	1/2"										
YAG6CL-2TC10E2-LD-45	2																								2.06"									
YAG6CL-2TC10E2-LD-90	3																								2.02"									
YAG6CL-2TC10E4-LD	1					1/4"	5/8"	.48"								.50"	.08"								2.00"	1.95"	MY29-11 (1) Y2MR (1) Y1MR (1) Y81KFT (1) Y81KFTMBH (1) PAT81KFT-18V (1)	W5CVT (1) W5CRT (1) X5CRT (1)	W5CVT (1) W5CRT (1) X5CRT (1)	U5CRT (1)	Blue	7	1/2"	
YAG6CL-2TC10E4-LD-45	2																																	1.44"
YAG6CL-2TC10E4-LD-90	3																																	1.81"
YAG6CL-2TC10E-LD	1			#6 AWG	16	# 10	1/2"	.48"								.50"	.08"	MY29-11 (1) Y2MR (1) Y1MR (1) Y81KFT (1) Y81KFTMBH (1) PAT81KFT-18V (1)	W5CVT (1) W5CRT (1) X5CRT (1)	W5CVT (1) W5CRT (1) X5CRT (1)	U5CRT (1)	Blue	7	1/2"										
YAG6CL-2TC10E-LD-45	2																								1.77"									
YAG6CL-2TC10E-LD-90	3																								1.27"									
YAG6CL-2TC14-LD	1	1/4"	5/8"			.48"	.50"	.08"	2.06"	2.02"	MY29-11 (1) Y2MR (1) Y1MR (1) Y81KFT (1) Y81KFTMBH (1) PAT81KFT-18V (1)	W5CVT (1) W5CRT (1) X5CRT (1)	W5CVT (1) W5CRT (1) X5CRT (1)	U5CRT (1)	Blue	7	1/2"																	
YAG6CL-2TC14-LD-45	2																								1.52"									
YAG6CL-2TC14-LD-90	3																								2.44"									
YAG6CL-2TC14E1-LD	1	1/4"	1"	.48"	.50"	.08"	2.44"	2.40"	MY29-11 (1) Y2MR (1) Y1MR (1) Y81KFT (1) Y81KFTMBH (1) PAT81KFT-18V (1)	W5CVT (1) W5CRT (1) X5CRT (1)								W5CVT (1) W5CRT (1) X5CRT (1)	U5CRT (1)	Blue	7	1/2"												
YAG6CL-2TC14E1-LD-45	2																						1.89"											
YAG6CL-2TC14E1-LD-90	3																						1.89"											

* Use PUADP-1 adapter with "U" dies in Y46 HYPRESS™.
** The MM² conductor size referenced here is for both Class 2 and Class 5 conductor.

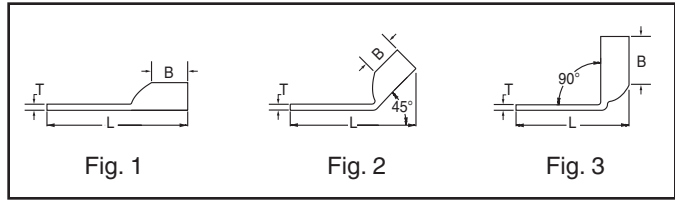
*** The MM² conductor sizes listed are the recommendations for Class 5 conductor.
◆ For applications greater than 2000 Volts consult cable manufacturer for voltage stress relief instructions.

Note: All dimensions shown are for reference only.

BURNDY® Products FCI

Compression

TWO HOLE HYLUG™ FLEX CONDUCTOR STANDARD BARREL LEAD PLATED (Continued)



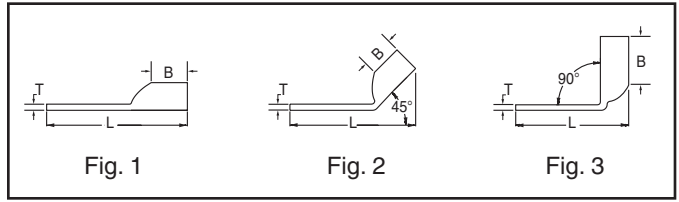
C-74

Catalog Number	Fig #	Conductor					▲ Installation Tooling							Wire Strip Length											
		AWG	*** MM ²	Stud Hole Size	Stud Hole Spacing	Tongue Width	Figure Dimensions			Dieless (# of crimps)	Mechanical MD6, OUR840, MD7-34R	Hydraulic			Color Code	Die Index									
							(B)	(T)	(L)			BCT500HS, Y500CTHS	Y35, Y39, Y750, Y46*, PAT750												
YAG6CL-2TC14E2-LD	1	#6 WELD	16	1/4"	3/4"	.48"	.50"	.08"	2.18"	MY29-11 (1) Y2MR (1) Y1MR (1) Y81KFT (1) Y81KFTMBH (1) PAT81KFT-18V (1)	W5CVT (1) W5CRT (1) X5CRT (1)	W5CVT (1) W5CRT (1) X5CRT (1)	U5CRT (1)	Blue	7	1/2"									
YAG6CL-2TC14E2-LD-45	2																								
YAG6CL-2TC14E2-LD-90	3																								
YAG6CL-2TC516-LD	1																								
YAG6CL-2TC516-LD-45	2																								
YAG6CL-2TC516-LD-90	3																								
YAG6CL-2TC38-LD	1			61/24	16	3/8"	1"	.58"	.50"								.06"	2.50"	Y81KFTMBH (1) PAT81KFT-18V (1)	W5CVT (1) W5CRT (1) X5CRT (1)	W5CVT (1) W5CRT (1) X5CRT (1)	U5CRT (1)	Blue	7	1/2"
YAG6CL-2TC38-LD-45	2																								
YAG6CL-2TC38-LD-90	3																								
YAG6CL-2NTC-LD	1																								
YAG6CL-2NTC-LD-45	2																								
YAG6CL-2NTC-LD-90	3																								
YAG4CL-2NT10-LD	1	#4 WELD	35	# 10	5/8"	.41"	.50"	.09"	1.99"	MY29-11 (1) Y2MR (2) Y1MR (2) Y81KFT (1) Y81KFTMBH (1) PAT81KFT-18V (1)	W4CVT (1) W4CRT (1) X4CRT (1)	W4CVT (1) W4CRT (1) X4CRT (1)	U4CRT (1)	Gray	8	1/2"									
YAG4CL-2NT10-LD-45	2																								
YAG4CL-2NT10-LD-90	3																								
YAG4CL-2NT10E1-LD	1																								
YAG4CL-2NT10E1-LD-45	2																								
YAG4CL-2NT10E1-LD-90	3																								
YAG4CL-2TC14-LD	1			91/24	35	1/4"	5/8"	.55"	.50"								.09"	2.11"	MY29-11 (1) Y2MR (2) Y1MR (2) Y81KFT (1) Y81KFTMBH (1) PAT81KFT-18V (1)	W4CVT (1) W4CRT (1) X4CRT (1)	W4CVT (1) W4CRT (1) X4CRT (1)	U4CRT (1)	Gray	8	1/2"
YAG4CL-2TC14-LD-45	2																								
YAG4CL-2TC14-LD-90	3																								
YAG4CL-2TC14E2-LD	1																								
YAG4CL-2TC14E2-LD-45	2																								
YAG4CL-2TC14E2-LD-90	3																								
YAG4CL-2TC14E1-LD	1			105/24	35	1/4"	1"	.55"	.50"								.09"	2.49"	MY29-11 (1) Y2MR (2) Y1MR (2) Y81KFT (1) Y81KFTMBH (1) PAT81KFT-18V (1)	W4CVT (1) W4CRT (1) X4CRT (1)	W4CVT (1) W4CRT (1) X4CRT (1)	U4CRT (1)	Gray	8	1/2"
YAG4CL-2TC14E1-LD-45	2																								
YAG4CL-2TC14E1-LD-90	3																								
YAG4CL-2TC38-LD	1																								
YAG4CL-2TC38-LD-45	2																								
YAG4CL-2TC38-LD-90	3																								
YAG4CL-2TC516-LD	1			#4 WELD	35	5/16"	1"	.55"	.50"								.09"	2.56"	MY29-11 (1) Y2MR (2) Y1MR (2) Y81KFT (1) Y81KFTMBH (1) PAT81KFT-18V (1)	W4CVT (1) W4CRT (1) X4CRT (1)	W4CVT (1) W4CRT (1) X4CRT (1)	U4CRT (1)	Gray	8	1/2"
YAG4CL-2TC516-LD-45	2																								
YAG4CL-2TC516-LD-90	3																								
YAG4CL-2NTC-LD	1																								
YAG4CL-2NTC-LD-45	2																								
YAG4CL-2NTC-LD-90	3																								
YAG2CL-2TC14-LD	1	#2 WELD	35	1/4"	5/8"	.68"	.63"	.10"	2.28"	MY29-11 (1) Y2MR (2) Y1MR (2) Y81KFT (1) Y81KFTMBH (1) PAT81KFT-18V (1)	W2CVT (1) W2CRT (1) X2CRT (1)	W2CVT (1) W2CRT (1) X2CRT (1)	U2CRT (1)	Brown	10	11/16"									
YAG2CL-2TC14-LD-45	2																								
YAG2CL-2TC14-LD-90	3																								
YAG2CL-2TC14E1-LD	1																								
YAG2CL-2TC14E1-LD-45	2																								
YAG2CL-2TC14E1-LD-90	3																								
YAG2CL-2TC14E2-LD	1			125/24	35	1/4"	1"	.68"	.63"								.10"	2.60"	MY29-11 (1) Y2MR (2) Y1MR (2) Y81KFT (1) Y81KFTMBH (1) PAT81KFT-18V (1)	W2CVT (1) W2CRT (1) X2CRT (1)	W2CVT (1) W2CRT (1) X2CRT (1)	U2CRT (1)	Brown	10	11/16"
YAG2CL-2TC14E2-LD-45	2																								
YAG2CL-2TC14E2-LD-90	3																								
YAG2CL-2TC38-LD	1																								
YAG2CL-2TC38-LD-45	2																								
YAG2CL-2TC38-LD-90	3																								
YAG2CL-2TC38-LD-90	3	#2 WELD	35	3/8"	1"	.68"	.63"	.10"	2.84"	MY29-11 (1) Y2MR (2) Y1MR (2) Y81KFT (1) Y81KFTMBH (1) PAT81KFT-18V (1)	W2CVT (1) W2CRT (1) X2CRT (1)	W2CVT (1) W2CRT (1) X2CRT (1)	U2CRT (1)	Brown	10	11/16"									
YAG2CL-2TC38-LD-45	2																								
YAG2CL-2TC38-LD-90	3																								
YAG2CL-2TC38-LD-90	3																								
YAG2CL-2TC38-LD-90	3																								
YAG2CL-2TC38-LD-90	3																								

* Use PUADP-1 adapter with "U" dies in Y46 HYPRESS™.
** The 16 MM² referenced here is for both Class 2 and Class 5 conductor.

*** The MM² conductor sizes listed are the recommendations for Class 5 conductor.
◆ For applications greater than 2000 Volts consult cable manufacturer for voltage stress relief instructions.
Note: All dimensions shown are for reference only.

TWO HOLE HYLUG™ FLEX CONDUCTOR STANDARD BARREL LEAD PLATED (Continued)



Catalog Number	Fig #	Conductor		Stud Hole Size	Stud Hole Spacing	Tongue Width	Figure Dimensions			Dieless (# of crimps)	▲ Installation Tooling					Wire Strip Length	
		AWG	MM²				(B)	(T)	(L)		Mechanical MD6, OUR840, MD7-34R	Hydraulic BCT500HS, Y500CTHS		Y35, Y39, Y750, Y46*, PAT750	Color Code		Die Index
YAG2CL-2TC516-LD	1						2.71"			MY29-11 (1)							
YAG2CL-2TC516-LD-45	2	#2 WELD		5/16"	1"	.68"	.63"	.10"	2.67"	Y2MR (2)							
YAG2CL-2TC516-LD-90	3	125/24	35						2.04"	Y1MR (2)	W2CVT (1)	W2CVT (1)					
YAG2CL-2NTC-LD	1	150/24							4.03"	Y81KFT (1)	W2CRT (1)	W2CRT (1)	U2CRT (1)	Brown	10	11/16"	
YAG2CL-2NTC-LD-45	2	#2 AWG		1/2"	1-3/4"	.83"	.63"	.08"	3.94"	Y81KFTMBH (1)	X2CRT (1)	X2CRT (1)					
YAG2CL-2NTC-LD-90	3								3.34"	PAT81KFT-18V (1)							
YAG1CL-2TC14-LD	1								2.37"								
YAG1CL-2TC14-LD-45	2			1/4"	5/8"	.75"	.69"	.12"	2.33"								
YAG1CL-2TC14-LD-90	3								1.64"								
YAG1CL-2TC14E2-LD	1								2.49"								
YAG1CL-2TC14E2-LD-45	2			1/4"	3/4"	.75"	.69"	.12"	2.46"								
YAG1CL-2TC14E2-LD-90	3								1.76"								
YAG1CL-2TC14E1-LD	1	#1 WELD							2.73"								
YAG1CL-2TC14E1-LD-45	2			1/4"	1"	.75"	.69"	.12"	2.70"								
YAG1CL-2TC14E1-LD-90	3	175/24							2.00"		W1CVT (1)	W1CVT (1)	U1CRT-1 (1)	Green	11	11/16"	
YAG1CL-2TC516-LD	1	225/24							2.81"		W1CRT-1 (1)	W1CRT-1 (1)					
YAG1CL-2TC516-LD-45	2			5/16"	1"	.75"	.69"	.12"	2.77"		X1CRT-1 (1)	X1CRT-1 (1)					
YAG1CL-2TC516-LD-90	3	#1 AWG							2.08"								
YAG1CL-2TC38-LD	1								2.93"								
YAG1CL-2TC38-LD-45	2			3/8"	1"	.75"	.69"	.12"	2.90"								
YAG1CL-2TC38-LD-90	3								2.20"								
YAG1CL-2NTC-LD	1								4.12"								
YAG1CL-2NTC-LD-45	2			1/2"	1-3/4"	.83"	.69"	.11"	4.06"								
YAG1CL-2NTC-LD-90	3								3.38"								
YAG25L-2TC14-LD	1								2.41"								
YAG25L-2TC14-LD-45	2			1/4"	5/8"	.83"	.69"	.12"	2.36"								
YAG25L-2TC14-LD-90	3								1.66"	MY29-11 (1)							
YAG25L-2TC14E2-LD	1								2.53"	Y81KFT (1)							
YAG25L-2TC14E2-LD-45	2			1/4"	3/4"	.83"	.69"	.12"	2.49"	Y81KFTMBH (1)							
YAG25L-2TC14E2-LD-90	3								1.79"	PAT81KFT-18V (1)							
YAG25L-2TC516E2-LD	1								2.60"								
YAG25L-2TC516E2-LD-45	2			5/16"	3/4"	.83"	.69"	.12"	2.55"								
YAG25L-2TC516E2-LD-90	3	1/0 WELD							1.85"								
YAG25L-2TC516-LD	1								2.85"		W25VT (2)	W25VT (2)	U25RT (1)	Pink	12	11/16"	
YAG25L-2TC516-LD-45	2	275/24	50	5/16"	1"	.83"	.69"	.12"	2.80"		W25RT (2)	W25RT (2)					
YAG25L-2TC516-LD-90	3								2.10"		X25RT (2)	X25RT (2)					
YAG25L-2TC38-LD	1	1/0 AWG							2.97"								
YAG25L-2TC38-LD-45	2			3/8"	1"	.83"	.69"	.12"	2.92"								
YAG25L-2TC38-LD-90	3								2.23"								
YAG25L-2NTC-LD	1								4.16"								
YAG25L-2NTC-LD-45	2			1/2"	1-3/4"	.83"	.69"	.12"	4.11"								
YAG25L-2NTC-LD-90	3								3.41"								
YAG25L-2TC12E1-LD	1								3.22"								
YAG25L-2TC12E1-LD-45	2			1/2"	1"	.83"	.69"	.12"	3.17"								
YAG25L-2TC12E1-LD-90	3								2.48"								
YAG26L-2TC14-LD	1								2.58"	MY29-11 (1)							
YAG26L-2TC14-LD-45	2	2/0 WELD	70	1/4"	5/8"	.93"	.81"	.13"	2.51"	Y644HS (1)	W26RT (2)	W26RT (2)	U26RT (1)	Black	13	13/16"	
YAG26L-2TC14-LD-90	3	325/24							1.70"	Y81KFT (1)	W26VT (2)	W26VT (2)					
		2/0 AWG								Y81KFTMBH (1)	X26RT (2)	X26RT (2)					
										PAT81KFT-18V (1)							

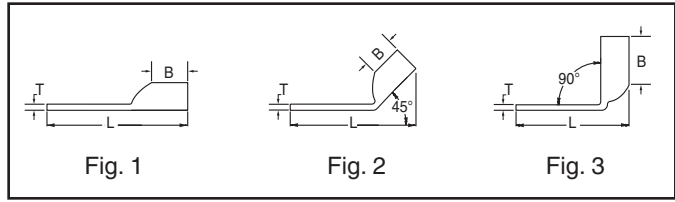
C-75

* Use PUADP-1 adapter with "U" dies in Y46 HYPRESS™.
 *** The MM² conductor sizes listed are the recommendations for Class 5 conductor.

◆ For applications greater than 2000 Volts consult cable manufacturer for voltage stress relief instructions.

Note: All dimensions shown are for reference only.

TWO HOLE HYLUG™ FLEX CONDUCTOR STANDARD BARREL LEAD PLATED (Continued)



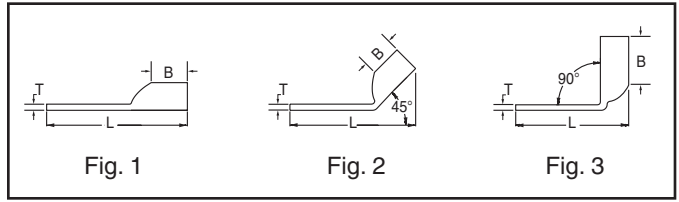
C-76

Catalog Number	Fig #	Conductor					Figure Dimensions		▲ Installation Tooling																				
		AWG	*** MM ²	Stud Hole Size	Stud Hole Spacing	Tongue Width	(B)	(T)	Dieless (# of crimps)	Mechanical	Hydraulic		Color Code	Die Index	Wire Strip Length														
										MD6, OUR840, MD7-34R	BCT500HS, Y500CTHS	Y35, Y39, Y750, Y46*, PAT750																	
YAG26L-2TC14E2-LD	1	2/0 WELD 325/24 2/0 AWG	70	1/4"	3/4"	.93"	.81"	.13"	2.71"	W26RT (2) W26VT (2) X26RT (2)	W26RT (2) W26VT (2) X26RT (2)	U26RT (1)	Black	13	13/16"														
YAG26L-2TC14E2-LD-45	2						.83"	.13"	2.63"																				
YAG26L-2TC14E2-LD-90	3						1.83"	.13"	3.02"																				
YAG26L-2TC516-LD	1			5/16"	1"	.93"	.81"	.13"	2.14"							MY29-11 (1) Y644HS (1) Y81KFT (1) Y81KFTMBH (1) PAT81KFT-18V (1)	W27VT (2) W27RT (2) X27RT (3)	W27VT (2) W27RT (2) X27RT (3)	U27RT (1)	Orange	14	1.00 in.							
YAG26L-2TC516-LD-45	2						2.94"	.13"	3.14"																				
YAG26L-2TC516-LD-90	3						3.39"	.13"	3.32"																				
YAG26L-2TC38-LD	1			3/8"	1"	.93"	.81"	.13"	4.33"														W27VT (2) W27RT (2) X27RT (3)	W27VT (2) W27RT (2) X27RT (3)	U27RT (1)	Orange	14	1.00 in.	
YAG26L-2TC38-LD-45	2						4.26"	.13"	4.33"																				
YAG26L-2TC38-LD-90	3						3.32"	.13"	4.33"																				
YAG26L-2NTC-LD	1			1/2"	1-3/4"	.93"	.81"	.13"	4.26"																				MY29-11 (1) Y644HS (1) Y81KFT (1) Y81KFTMBH (1) PAT81KFT-18V (1)
YAG26L-2NTC-LD-45	2	3.45"	.13"				4.26"																						
YAG26L-2NTC-LD-90	3	3.45"	.13"				4.26"																						
YAG27L-2TC14-LD	1	3/0 WELD 450/24 3/0 AWG	95	1/4"	5/8"	1.03"	1.00"	.14"	2.81"	MY29-11 (1) Y644HS (1) Y81KFT (1) Y81KFTMBH (1) PAT81KFT-18V (1)	W27VT (2) W27RT (2) X27RT (3)	U27RT (1)	Orange	14	1.00 in.														
YAG27L-2TC14-LD-45	2						2.67"	.14"	2.94"																				
YAG27L-2TC14-LD-90	3						1.74"	.14"	2.94"																				
YAG27L-2TC14E2-LD	1			1/4"	3/4"	1.03"	1.00"	.14"	1.86"							MY29-11 (1) Y644HS (1) Y81KFT (1) Y81KFTMBH (1) PAT81KFT-18V (1)	W27VT (2) W27RT (2) X27RT (3)	W27VT (2) W27RT (2) X27RT (3)	U27RT (1)	Orange	14	1.00 in.							
YAG27L-2TC14E2-LD-45	2						2.82"	.14"	3.25"																				
YAG27L-2TC14E2-LD-90	3						1.86"	.14"	3.25"																				
YAG27L-2TC516-LD	1			5/16"	1"	1.03"	1.00"	.14"	3.13"														MY29-11 (1) Y644HS (1) Y81KFT (1) Y81KFTMBH (1) PAT81KFT-18V (1)	W27VT (2) W27RT (2) X27RT (3)	W27VT (2) W27RT (2) X27RT (3)	U27RT (1)	Orange	14	
YAG27L-2TC516-LD-45	2						3.13"	.14"	3.13"																				
YAG27L-2TC516-LD-90	3						2.18"	.14"	3.13"																				
YAG27L-2TC38-LD	1			3/8"	1"	1.03"	1.00"	.14"	3.38"																				MY29-11 (1) Y644HS (1) Y81KFT (1) Y81KFTMBH (1) PAT81KFT-18V (1)
YAG27L-2TC38-LD-45	2	3.25"	.14"				3.38"																						
YAG27L-2TC38-LD-90	3	3.25"	.14"				3.38"																						
YAG27L-2NTC-LD	1	1/2"	1-3/4"	1.03"	1.00"	.14"	4.56"	MY29-11 (1) Y644HS (1) Y81KFT (1) Y81KFTMBH (1) PAT81KFT-18V (1)	W27VT (2) W27RT (2) X27RT (3)	W27VT (2) W27RT (2) X27RT (3)	U27RT (1)	Orange	14	1.00 in.															
YAG27L-2NTC-LD-45	2				4.44"	.14"	4.44"																						
YAG27L-2NTC-LD-90	3				3.49"	.14"	4.44"																						
YAG28L-2TC14-LD	1	4/0 WELD 550/24 4/0 AWG	**	1/4"	5/8"	1.14"	1.03								.15"	2.90"	W28VT (2) W28RT (2) X28RT (3)	W28VT (2) W28RT (2) X28RT (3)	U28RT (1)	Purple	15	1-1/16"							
YAG28L-2TC14-LD-45	2						2.76"								.15"	2.76"													
YAG28L-2TC14-LD-90	3						1.78"								.15"	2.76"													
YAG28L-2TC14E2-LD	1			1/4"	3/4"	1.14"	1.03								.15"	3.02"							W28VT (2) W28RT (2) X28RT (3)	W28VT (2) W28RT (2) X28RT (3)	U28RT (1)	Purple	15	1-1/16"	
YAG28L-2TC14E2-LD-45	2						2.89"								.15"	2.89"													
YAG28L-2TC14E2-LD-90	3						1.90"								.15"	2.89"													
YAG28L-2TC516-LD	1			5/16"	1"	1.14"	1.03								.15"	3.33"													W28VT (2) W28RT (2) X28RT (3)
YAG28L-2TC516-LD-45	2						3.20"	.15"	3.20"																				
YAG28L-2TC516-LD-90	3						2.22"	.15"	3.20"																				
YAG28L-2TC38-LD	1			3/8"	1"	1.14"	1.03	.15"	3.46"	W28VT (2) W28RT (2) X28RT (3)	W28VT (2) W28RT (2) X28RT (3)	U28RT (1)	Purple	15	1-1/16"														
YAG28L-2TC38-LD-45	2	3.33"	.15"				3.33"																						
YAG28L-2TC38-LD-90	3	2.34"	.15"				3.33"																						
YAG28L-2NT38-LD	1	3/8"	1"	.94"	1.03	.17"	3.48"	W28VT (2) W28RT (2) X28RT (3)	W28VT (2) W28RT (2) X28RT (3)							U28RT (1)	Purple	15	1-1/16"										
YAG28L-2NT38-LD-45	2				3.38"	.17"	3.38"																						
YAG28L-2NT38-LD-90	3				2.36"	.17"	3.38"																						
YAG28L-2TC12E1-LD	1	1/2"	1"	1.14"	1.03	.17"	3.71"													W28VT (2) W28RT (2) X28RT (3)	W28VT (2) W28RT (2) X28RT (3)	U28RT (1)	Purple	15	1-1/16"				
YAG28L-2TC12E1-LD-45	2				3.58"	.17"	3.58"																						
YAG28L-2TC12E1-LD-90	3				2.59"	.17"	3.58"																						
YAG28L-2TC12-LD	1	1/2"	1-1/4"	1.14"	1.03	.17"	3.96"																			W28VT (2) W28RT (2) X28RT (3)	W28VT (2) W28RT (2) X28RT (3)	U28RT (1)	Purple
YAG28L-2TC12-LD-45	2				3.83"	.17"	3.83"																						
YAG28L-2TC12-LD-90	3				2.84"	.17"	3.83"																						

* Use PUADP-1 adapter with "U" dies in Y46 HYPRESS™.
 ** The 120 MM² referenced here is for both Class 2 and Class 5 conductor.
 *** The MM² conductor sizes listed are the recommendations for Class 5 conductor.

◆ For applications greater than 2000 Volts consult cable manufacturer for voltage stress relief instructions.
Note: All dimensions shown are for reference only.

TWO HOLE HYLUG™ FLEX CONDUCTOR STANDARD BARREL LEAD PLATED (Continued)



Catalog Number	Fig #	Conductor		Stud Hole Size	Stud Hole Spacing	Tongue Width	Figure Dimensions			Dieless (# of crimps)	▲ Installation Tooling					Wire Strip Length						
		AWG	MM²				(B)	(T)	(L)		Mechanical MD6, OUR840, MD7-34R	Hydraulic BCT500HS, Y500CTHS		Y35, Y39, Y750, Y46*, PAT750	Color Code		Die Index					
YAG28L-2NTC-LD	1	4/0 WELD 550/24 4/0 AWG	120	1/2"	1-3/4"	1.14"	1.03"	.15"	4.65"	MY29-11(1) Y644HS (1) Y81KFT (1) Y81KFTMBH (1) PAT81KFT-18V (1)	W28VT (2) W28RT (2) X28RT (3)	W28VT (2) W28RT (2) X28RT (3)	U28RT (1)	Purple	15	1-1/16"						
YAG28L-2NTC-LD-45	2								4.51"													
YAG28L-2NTC-LD-90	3								3.53"													
YAG29L-2TC14-LD	1	4/0 WELD 550/24	-	1/4"	5/8"	1.14"	1.03"	.16"	2.90"	Y644HS (1) Y81KFT (1) Y81KFTMBH (1) PAT81KFT-18V (1)	W29VT (2) X29RT (4)	W29VT (2) W29RT (2) X29RT (4)	U29RT (1)	Yellow	16	1-1/16"						
YAG29L-2TC14-LD-45	2								2.76"													
YAG29L-2TC14-LD-90	3								1.78"													
YAG29L-2TC14E2-LD	1								3.02"													
YAG29L-2TC14E2-LD-45	2								2.89"													
YAG29L-2TC14E2-LD-90	3								1.90"													
YAG29L-2TC516-LD	1			5/16"	1"	1.14"	1.03"	.16"	3.33"													
YAG29L-2TC516-LD-45	2								3.20"													
YAG29L-2TC516-LD-90	3								2.22"													
YAG29L-2TC38-LD	1			3/8"	1"	1.14"	1.03"	.16"	3.46"													
YAG29L-2TC38-LD-45	2								3.33"													
YAG29L-2TC38-LD-90	3								2.34"													
YAG29L-2NT38-LD	1								3/8"								1"	.94"	1.03"	.16"	3.48"	
YAG29L-2NT38-LD-45	2																				3.38"	
YAG29L-2NT38-LD-90	3																				2.36"	
YAG29L-2TC12E1-LD	1			1/2"	1"	1.14"	1.03"	.16"	3.71"													
YAG29L-2TC12E1-LD-45	2								3.58"													
YAG29L-2TC12E1-LD-90	3								2.59"													
YAG29L-2TC12-LD	1	1/2"	1-1/4"						1.14"	1.03"	.16"	3.96"										
YAG29L-2TC12-LD-45	2											3.83"										
YAG29L-2TC12-LD-90	3											2.84"										
YAG29L-2NTC-LD	1	1/2"	1-3/4"	1.14"	1.03"	.16"	4.65"															
YAG29L-2NTC-LD-45	2						4.51"															
YAG29L-2NTC-LD-90	3						3.53"															
YAG30L-2TC38-LD	1	250 kcmil	-	3/8"	1"	1.20"	1.03"	.16"	3.48"	W29VT (2) X29RT (4)	W29VT (2) W29RT (2) X29RT (4)	U29RT (1)	Yellow	16	1-1/16"							
YAG30L-2TC38-LD-45	2								3.38"													
YAG30L-2TC38-LD-90	3								2.37"													
YAG30L-2TC12-LD	1	CLASS G 259 STR	-	1/2"	1-1/4"	1.20"	1.03"	.16"	3.98"													
YAG30L-2TC12-LD-45	2								3.88"													
YAG30L-2TC12-LD-90	3								2.87"													
YAG30L-2NTC-LD	1	CLASS H 427 STR	-	1/2"	1-3/4"	1.20"	1.03"	.16"	4.67"													
YAG30L-2NTC-LD-45	2								4.57"													
YAG30L-2NTC-LD-90	3								3.56"													
YAG31L-2TC38-LD	2	250 WELD 637/24	150	3/8"	1"	1.29"	1.06"	.18"	3.54"	W30VT (2)	W30VT (2) W30RT (2)	U30RT (2)	White	17	1-1/8"							
YAG31L-2TC38-LD-45	2								3.46"													
YAG31L-2TC38-LD-90	2								2.41"													
YAG31L-2NTC38-LD	1								3/8"							1-3/4"	1.29"	1.06"	.18"	4.30"		
YAG31L-2NTC38-LD-45	2																			4.20"		
YAG31L-2NTC38-LD-90	3																			3.20"		
YAG31L-2TC12-LD	1			CLASS I,K,M	-	1/2"	1-1/4"	1.29"	1.06"							.18"	4.04"					
YAG31L-2TC12-LD-45	2																3.96"					
YAG31L-2TC12-LD-90	3																2.91"					
YAG31L-2NTC-LD	1																1/2"	1-3/4"	1.29"	1.06"	.18"	4.73"
YAG31L-2NTC-LD-45	2																					4.64"
YAG31L-2NTC-LD-90	3																					3.60"

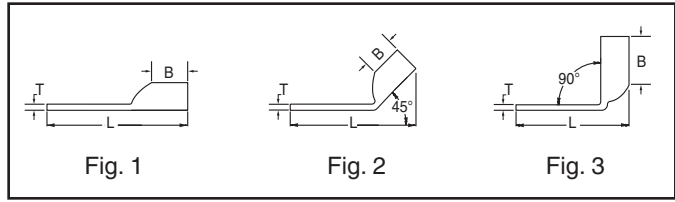
C-77

* Use PUADP-1 adapter with "U" dies in Y46 HYPRESS™.
** The 120 MM² referenced here is for both Class 2 and Class 5 conductor.

*** The MM² conductor sizes listed are the recommendations for Class 5 conductor.
◆ For applications greater than 2000 Volts consult cable manufacturer for voltage stress relief instructions.

Note: All dimensions shown are for reference only.

TWO HOLE HYLUG™ FLEX CONDUCTOR STANDARD BARREL LEAD PLATED (Continued)



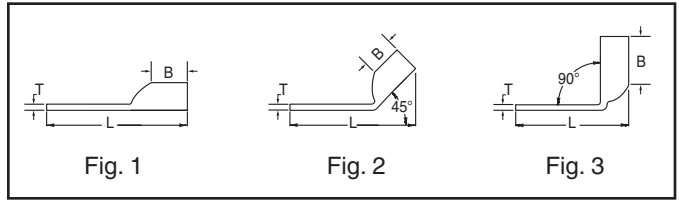
C-78

Catalog Number	Fig #	Conductor					Figure Dimensions			▲ Installation Tooling							
		AWG	MM ²	Stud Hole Size	Stud Hole Spacing	Tongue Width	(B)	(T)	(L)	Dieless (# of crimps)	Mechanical		Hydraulic		Color Code	Die Index	Wire Strip Length
											MD6, OUR840, MD7-34R	BCT500HS, Y500CTHS	Y35, Y39, Y750, Y46*, PAT750				
YAG32L-2TC38-LD	1	775/24	185	3/8"	1"	1.40"	1.19"	.19"	3.73"	Y644HS (1) Y81KFT (1) PAT81KFT-18V (1)	W31VT (2)	W31VT (2) W31RT (2)	U31RT (2)	Red	18	1-1/4"	
YAG32L-2TC38-LD-45	2						3.62"										
YAG32L-2TC38-LD-90	3						2.45"										
YAG32L-2NTC-LD	1	313.1 kcmil	1/2"	1-3/4"	1.40"	1.19"	.19"	4.91"									
YAG32L-2NTC-LD-45	2					4.81"											
YAG32L-2NTC-LD-90	3					3.64"											
YAG34L-2TC516-LD	1	373.7 kcmil	240	5/16"	1"	1.55"	1.27"	.23"	3.79"								
YAG34L-2TC516-LD-45	2						3.72"										
YAG34L-2TC516-LD-90	3						2.42"										
YAG34L-2TC38-LD	1	925/24	240	3/8"	1-3/4"	.96"	1.27"	.23"	3.92"								
YAG34L-2TC38-LD-45	2						3.84"										
YAG34L-2TC38-LD-90	3						2.54"										
YAG34L-2NT38-LD	1	350 kcmil CLASS I	240	3/8"	1-3/4"	.96"	1.27"	.23"	4.67"								
YAG34L-2NT38-LD-45	2						4.59"										
YAG34L-2NT38-LD-90	3						3.29"										
YAG34L-2TC12-LD	1	350 kcmil CLASS I	240	1/2"	1-1/4"	1.55"	1.27"	.23"	4.42"								
YAG34L-2TC12-LD-45	2						3.34"										
YAG34L-2TC12-LD-90	3						3.04"										
YAG34L-2NTC-LD	1	350 kcmil CLASS I	240	1/2"	1-3/4"	1.55"	1.27"	.23"	5.11"								
YAG34L-2NTC-LD-45	2						5.03"										
YAG34L-2NTC-LD-90	3						3.73"										
YAG36L-2TC38-LD	1	1100/24	444.4 kcmil	3/8"	1"	1.73"	1.38"	.27"	4.28"								
YAG36L-2TC38-LD-45	2						4.24"										
YAG36L-2TC38-LD-90	3						2.81"										
YAG36L-2NTC-LD	1	444.4 kcmil	444.4 kcmil	1/2"	1-3/4"	1.73"	1.38"	.27"	5.28"								
YAG36L-2NTC-LD-45	2						5.24"										
YAG36L-2NTC-LD-90	3						3.81"										
YAG38L-2TC516-LD	1	535.3 kcmil	300	5/16"	1"	1.82"	1.45"	.27"	4.09"								
YAG38L-2TC516-LD-45	2						4.02"										
YAG38L-2TC516-LD-90	3						2.53"										
YAG38L-2NT38-LD	1	1325/24	300	3/8"	1"	1.63"	1.45"	.27"	4.40"								
YAG38L-2NT38-LD-45	2						4.33"										
YAG38L-2NT38-LD-90	3						2.84"										
YAG38L-2TC38-LD	1	500 kcmil CLASS I	300	3/8"	1"	1.82"	1.45"	.27"	4.28"								
YAG38L-2TC38-LD-45	2						4.24"										
YAG38L-2TC38-LD-90	3						2.81"										
YAG38L-2TC12-LD	1	500 kcmil CLASS I	300	1/2"	1-1/4"	1.82"	1.45"	.27"	4.72"								
YAG38L-2TC12-LD-45	2						4.64"										
YAG38L-2TC12-LD-90	3						3.16"										
YAG38L-2NTC-LD	1	500 kcmil CLASS I	300	1/2"	1-3/4"	1.82"	1.45"	.27"	5.28"								
YAG38L-2NTC-LD-45	2						5.24"										
YAG38L-2NTC-LD-90	3						3.81"										
YAG39L-2NTC-LD	1	600 kcmil	-	1/2"	1-3/4"	1.90"	1.19"	.27"	5.29"								
YAG39L-2NTC-LD-45	2						5.26"										
YAG39L-2NTC-LD-90	3						3.87"										
YAG40L-2TC38-LD	1	646 kcmil 1600/24	400	3/8"	1"	1.98"	1.42"	.30"	4.33"								
YAG40L-2TC38-LD-45	2						4.23"										
YAG40L-2TC38-LD-90	3						2.72"										

* Use PUADP-1 adapter with "U" dies in Y46 HYPRESS™.
 *** The MM² conductor sizes listed are the recommendations for Class 5 conductor.

◆ For applications greater than 2000 Volts consult cable manufacturer for voltage stress relief instructions.
 Note: All dimensions shown are for reference only.

TWO HOLE HYLUG™ FLEX CONDUCTOR STANDARD BARREL LEAD PLATED (Continued)



Catalog Number	Fig #	Conductor		Stud Hole Size	Stud Hole Spacing	Tongue Width	Figure Dimensions			▲ Installation Tooling						
		AWG	*** MM²				(B)	(T)	(L)	Dieless (# of crimps)	Mechanical	Hydraulic		Color Code	Die Index	Wire Strip Length
											MD6, OUR840, MD7-34R	BCT500HS, Y500CTHS	Y35, Y39, Y750, Y46*, PAT750			
YAG40L-2NNT-LD	1	646 kcmil	-	1/2"	1-3/4"	1.63"	1.42"	.30"	5.43"	-	-	U39RT (2)	Black	24	1-5/16"	
YAG40L-2NNT-LD-45	2						1.42"	.30"	5.42"							
YAG40L-2NNT-LD-90	3						1.42"	.30"	3.91"							
YAG40L-2NTC-LD	1	1600/24	-	1/2"	1-3/4"	1.98"	1.42"	.30"	5.43"	-	-	U39RT (2)	Black	24	1-5/16"	
YAG40L-2NTC-LD-45	2						1.42"	.30"	5.42"							
YAG40L-2NTC-LD-90	3						1.42"	.30"	3.91"							
YAG44L-2TC38-LD	1	777.7 kcmil	500	3/8"	1"	2.18"	1.65"	.33"	4.80"	Y644HS (1) Y81KFT (2) Y81KFTMBH (2) PAT81KFT-18V (2)	-	-	U44XRT (2)	Yellow	L115	1-5/8"
YAG44L-2TC38-LD-45	2						1.65"	.33"	4.75"							
YAG44L-2TC38-LD-90	3						1.65"	.33"	3.02"							
YAG44L-2TC12-LD	1	1925/24	500	1/2"	1-1/4"	2.18"	1.65"	.33"	5.11"	-	-	U44XRT (2)	Yellow	L115	1-5/8"	
YAG44L-2TC12-LD-45	2						1.65"	.33"	5.07"							
YAG44L-2TC12-LD-90	3						1.65"	.33"	3.33"							
YAG44L-2TC12E3-LD	1	750 kcmil CLASS 1	500	1/2"	1-1/2"	2.18"	1.65"	.33"	5.36"	-	-	U44XRT (2)	Yellow	L115	1-5/8"	
YAG44L-2TC12E3-LD-45	2						1.65"	.33"	5.32"							
YAG44L-2TC12E3-LD-90	3						1.65"	.33"	3.58"							
YAG44L-2NTC-LD	1	750 kcmil CLASS 1	500	1/2"	1-3/4"	2.18"	1.65"	.33"	5.80"	-	-	U44XRT (2)	Yellow	L115	1-5/8"	
YAG44L-2NTC-LD-45	2						1.65"	.33"	5.75"							
YAG44L-2NTC-LD-90	3						1.65"	.33"	4.02"							
YAG44L-2TC58-LD	1	750 kcmil CLASS 1	500	5/8"	1-1/2"	2.18"	1.65"	.33"	5.61"	-	-	U44XRT (2)	Yellow	L115	1-5/8"	
YAG44L-2TC58-LD-45	2						1.65"	.33"	5.57"							
YAG44L-2TC58-LD-90	3						1.65"	.33"	3.83"							

C-79

* Use PUADP-1 adapter with "U" dies in Y46 HYPRESS™.
 *** The MM² conductor sizes listed are the recommendations for Class 5 conductor.

◆ For applications greater than 2000 Volts consult cable manufacturer for voltage stress relief instructions.
Note: All dimensions shown are for reference only.

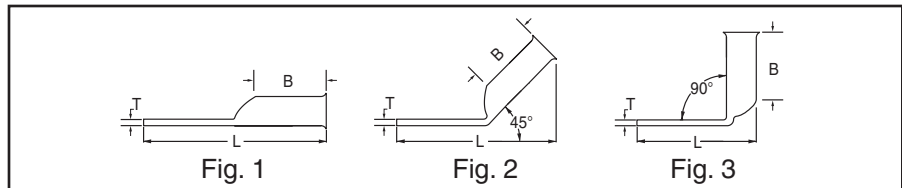
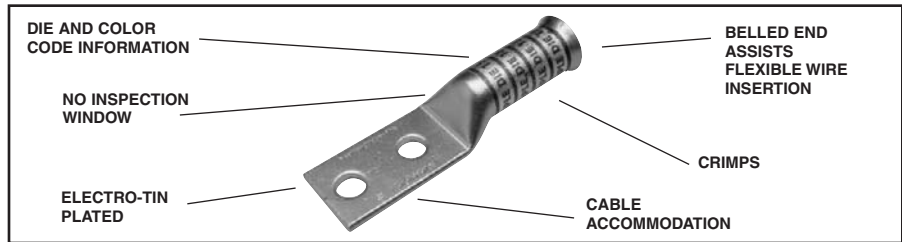
TWO HOLE HYLUG™ FLEX CONDUCTOR LONG BARREL BELLED END

TYPES YA-2TC-FXB,
YAV-2TC-FXB



COPPER COMPRESSION TERMINAL

UL Listed 90° C,
600 Volts to 35 KV ◆



C-80

Catalog Number	Fig #	Conductor		Stud Hole Size	Stud Hole Spacing	Tongue Width	Figure Dimensions			Dieless (# of crimps)	▲ Installation Tooling				Wire Strip Length		
		AWG	MM ²				(B)	(T)	(L)		Mechanical		Hydraulic			Color Code	Die Index
											MD6, OUR840, MD7-34R	BCT500HS, Y500CTHS	Y35, Y39, Y750, Y46*, PAT750				
YA8C2TC14E2-FXB	1	37/24 # 8 WELD #8 AWG	10	1/4"	3/4"	.41"	.90"	.08"	2.54"	Y8MRB-1 (2) Y2MR + Y1MR (2) MY29-11 (2) Y81KFT (1) Y81KFTMBH (1) PAT81KFT-18V (1)	W8CRT (2) W8CVT (2) X8CRT (2)	W8CVT (2) W8CRT (2) X8CRT (2)	U8CRT (2)	Red	49	1"	
YA8C2TC14-FXB	1			1/4"	5/8"	.41"	.90"	.08"	2.41"								
YA8C2TC38-FXB	1			3/8"	1"	.57"	.90"	.06"	2.98"								
YAV6C2TC14E2-FXB	1	61/24 #6 WELD #6 AWG	16	1/4"	3/4"	.48"	1.22"	.08"	2.88"	Y2MR + Y1MR (2) MY29-11 (2) Y644HS (1) Y81KFT (1) Y81KFTMBH (1) PAT81KFT-18V (1)	W5CVT (2) W5CRT (2) X5CRT (2)	W5CVT (2) W5CRT (2) X5CRT (2)	U5CRT (2)	Blue	7	1-5/16"	
YAV6C2TC14-FXB	1			1/4"	5/8"	.48"	1.22"	.08"	2.76"								
YAV6C2TC38-FXB	1			3/8"	1"	.60"	1.22"	.06"	3.32"								
YAV6C2N-FXB	1			1/2"	1-3/4"	.77"	1.22"	.04"	4.51"								
YAV5C2TC14-FXB	1	#5 AWG	-	1/4"	5/8"	.44"	1.22"	.07"	2.76"	Y644HS (1) Y81KFT (1) Y81KFTMBH (1) PAT81KFT-18V (1)							
YAV4C2TC14E2-FXB	1	91/24 - 105/24 #4 WELD #4 AWG	-	1/4"	3/4"	.55"	1.22"	.09"	2.93"	Y2MR + Y1MR (4) MY29-11 (2) Y644HS (1) Y81KFT (1) Y81KFTMBH (1) PAT81KFT-18V (1)	W4CVT (2) W4CRT (2) X4CRT (2)	W4CVT (2) W4CRT (2) X4CRT (2)	U4CRT (2)	Gray	8	1-5/16"	
YAV4C2TC14E1-FXB	1			1/4"	1"	.55"	1.22"	.09"	3.18"								
YAV4C2TC14-FXB	1			1/4"	5/8"	.55"	1.22"	.09"	2.81"								
YAV4C2TC516-FXB	1			5/16"	1"	.55"	1.22"	.09"	3.24"								
YAV4C2TC38-FXB	1			3/8"	1"	.63"	1.22"	.09"	3.37"								
YAV4C2N-FXB	1			1/2"	1-3/4"	.77"	1.22"	.09"	4.56"								
YA3C2TC516-FXB	1	105/24 - 125/24	-	5/16"	1"	.55"	1.48"	.09"	3.51"								
YA3C2TC38-FXB	1	#3 WELD	-	3/8"	1"	.58"	1.48"	.09"	3.64"								
YA3C2N-FXB	1	#3 AWG	-	1/2"	1-3/4"	.77"	1.48"	.09"	4.83"								
YAV2C2TC14-FXB	1	125/24 - 150/24 #2 WELD #2 AWG	35	1/4"	5/8"	.67"	1.35"	.10"	3.00"	MY29-11 (2) Y644HS (1) Y81KFT (1) Y81KFTMBH (1) PAT81KFT-18V (1)	W2CVT (2) W2CRT (2) X2CRT (2)	W2CVT (2) W2CRT (2) X2CRT (2)	U2CRT (2)	Brown	10	1-7/16"	
YAV2C2TC14E2-FXB	1			1/4"	3/4"	.67"	1.35"	.10"	3.13"								
YAV2C2TC14E1-FXB	1			1/4"	1"	.67"	1.35"	.10"	3.38"								
YAV2C2TC516-FXB	1			5/16"	1"	.67"	1.35"	.10"	3.44"								
YAV2C2TC38-FXB	1			3/8"	1"	.67"	1.35"	.10"	3.57"								
YAV2C2NT38-FXB	1			3/8"	1"	.48"	1.35"	.10"	3.57"								
YAV2C2N-FXB	1			1/2"	1-3/4"	.77"	1.35"	.09"	4.76"								
YAV1C2TC14-FXB	1			175/24 - 225/24	-	1/4"	5/8"	.75"	1.50"								.12"
YAV1C2TC14E2-FXB	1	#1 WELD	-	1/4"	3/4"	.75"	1.50"	.12"	3.30"								
YAV1C2TC38-FXB	1	#1 AWG	-	3/8"	1"	.75"	1.50"	.12"	3.74"								
YAV1C2N-FXB	1	1/2"	1-3/4"	.77"	1.50"	.12"	4.92"										
YAV252TC14-FXB	1	275/24 1/0 WELD	50	1/4"	5/8"	.83"	1.50"	.12"	3.21"	MY29-11 (2) Y644HS (1) Y81KFT (2) Y81KFTMBH (2) PAT81KFT-18V (2)	W25RT (4) W25VT (4) X25RT (4)	W25RT (4) W25VT (4) X25RT (4)	U25RT (2)	Pink	12	1-9/16"	
YAV252TC14E2-FXB	1			1/4"	3/4"	.83"	1.50"	.12"	3.34"								
YAV252TC38-FXB	1			3/8"	1"	.83"	1.50"	.12"	3.78"								

Consult cable manufacturers for stress relief instructions.
◆ For applications greater than 2000 Volts consult cable manufacturer for voltage stress relief instructions.
* Use PUADP-1 adaptor with "U" - dies in Y46 HYPRESS™.
** The MM² conductor sizes referenced here are for both Class 2 and Class 5 conductors.

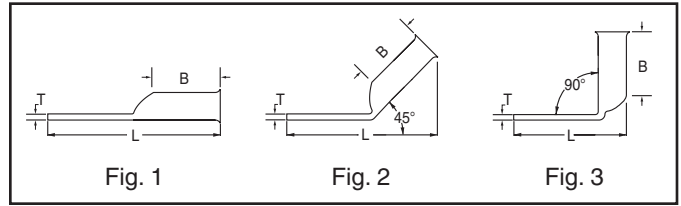
*** The MM² conductor sizes listed are the recommendations for Class 5 conductor.
‡ P-RT die sets for use in Y46 HYPRESS™ only, PUADP-1 adaptor not required.
Note: All dimensions shown are for reference only.

▲ See tooling section of this catalog for complete tool and die listings. Use ONLY color-coded die recommendations for "FX" connectors.
Consult shielded cable manufacturers for stress relief instructions.

BURNDY® Products FCI

Compression

TWO HOLE HYLUG™ FLEX CONDUCTOR LONG BARREL BELLED END (Continued)



Catalog Number	Fig #	Conductor		Stud Hole Size	Stud Hole Spacing	Tongue Width	Figure Dimensions			Dieless (# of crimps)	▲ Installation Tooling				Wire Strip Length		
		AWG	MM ²				(B)	(T)	(L)		Mechanical MD6, OUR840, MD7-34R	Hydraulic BCT500HS, Y500CTHS	Y35, Y39, Y750, Y46*, PAT750	Color Code		Die Index	
YAV252N-FXB	1	1/0 AWG	50	1/2"	1-3/4"	.83"	1.50"	.12"	4.96"	MY29-11 (2) Y644HS (1) Y81KFT (2) Y81KFTMBH (2) PAT81KFT-18V (2)							
YAV262TC14-FXB	1			1/4"	5/8"	.93"	1.63"	.13"	3.40"								
YAV262TC14E2-FXB	1	325/24	70	1/4"	3/4"	.93"	1.63"	.13"	3.52"		W26VT (4) W26RT (4) X26RT (4)	W26VT (4) W26RT (4) X26RT (4)	U26RT (2)	Black	13	1-13/16"	
YAV262TC38-FXB	1	2/0 WELD		3/8"	1"	.93"	1.63"	.13"	3.96"								
YAV262NTC38-FXB	1	2/0 AWG		3/8"	1-3/4"	.93"	1.63"	.13"	4.71"								
YAV262N-FXB	1			1/2"	1-3/4"	.93"	1.63"	.13"	5.15"								
YAV272TC14E2-FXB	1	450/24	95	1/4"	3/4"	1.02"	1.64"	.14"	3.58"		W27RT (4) W27VT (4) X27RT (4)	W27RT (4) W27VT (4) X27RT (4)	U27RT (2)	Orange	14	1-13/16"	
YAV272TC38-FXB	1	3/0 WELD		3/8"	1"	1.02"	1.64"	.14"	4.01"								
YAV272N-FXB	1	3/0 AWG		1/2"	1-3/4"	1.02"	1.64"	.14"	5.20"								
YAV282TC14E2-FXB	1		120	1/4"	3/4"	1.14"	1.77"	.14"	3.76"								
YAV282NT38-FXB	1			3/8"	1"	.75"	1.77"	.14"	4.20"								
YAV282TC38-FXB	1	550/24							4.20"	W28VT (4) W28RT (4) X28RT (6)	W28VT (4) W28RT (4) X28RT (6)	U28RT (2)	Purple	15	1-7/8"		
YAV282TC38-FXB-45	2	4/0 WELD		3/8"	1"	1.14"	1.77"	.14"	3.92"								
YAV282TC38-FXB-90	3	4/0 AWG							2.39"								
YAV282NTC38-FXB	1			3/8"	1-3/4"	1.14"	1.77"	.14"	4.20"								
YAV282N-FXB	1			1/2"	1-3/4"	1.14"	1.77"	.14"	5.39"								
YAV292TC14E2-FXB	1		-	1/4"	3/4"	1.14"	2.00"	.15"	3.76"	Y644HS (1) Y81KFT (2) Y81KFTMBH (2) PAT81KFT-18V (2)							
YAV292NT38-FXB	1			3/8"	1"	.75"	2.00"	.15"	4.20"								
YAV292TC38-FXB	1	550/24							4.20"		W29VT (4) X29RT (6)	W29VT (4) W29RT (4) X29RT (6)	U29RT (2)	Yellow	16	1-7/8"	
YAV292TC38-FXB-45	2		3/8"	1"	1.14"	2.00"	.15"	3.92"									
YAV292TC38-FXB-90	3	4/0 WELD							2.39"								
YAV292NTC38-FXB	1			3/8"	1-3/4"	1.14"	2.00"	.15"	4.20"								
YAV292N-FXB	1			1/2"	1-3/4"	1.14"	2.00"	.15"	5.39"								
YA302TC38-FXB	1	250 FLEX - CLASS G 250 STR	-	3/8"	1"	1.20"	2.16"	.16"	4.61"								
YA302N-FXB	1	CLASS H 427 STR	-	1/2"	1-3/4"	1.20"	2.12"	.16"	5.80"								
YA312TC38-FXB	1	250 FLEX	150	3/8"	1"	1.29"	2.18"	.18"	4.66"		Y644HS (1) Y81KFT (2) Y81KFTMBH (2) PAT81KFT-18V (2)						
YA312N-FXB	1	637/24 CLASS I, K, M		1/2"	1-3/4"	1.29"	2.18"	.18"	5.85"	W30VT (4) W30RT (4) X30RT (6)		W30VT (4) W30RT (4) X30RT (6)	U30RT (4)	White	17	2-1/4"	
YA322TC38-FXB	1	775/24		3/8"	1"	1.40"	2.32"	.19"	4.85"								
YA322N-FXB	1	313.1 kcmil	185	1/2"	1-3/4"	1.40"	2.32"	.19"	6.04"	W31VT (4)		W31RT (4) W31VT (4)	U31RT (4)	Red	18	2-1/4"	
YA342TC14E2-FXB	1		240	1/4"	3/4"	1.55"	2.48"	.23"	4.66"								
YA342TC38-FXB	1	925/24		3/8"	1"	1.55"	2.48"	.23"	5.10"								
YA342N-FXB	1	373.7 kcmil							6.29"	W32VT (4)		W32VT (4) W32RT (4)	U32RT (4)	Blue	19	2-9/16"	
YA342N-FXB-45	2	(350 kcmil nom.)		1/2"	1-3/4"	1.55"	2.48"	.23"	5.93"								
YA342N-FXB-90	3								3.73"								
YA382TC38-FXB	1		300						6.01"								
YA382TC38-FXB-45	2			3/8"	1"	1.84"	3.08"	.26"	5.46"								
YA382TC38-FXB-90	3								2.86"								
YA382N-FXB	1	1325/24							7.01"								
YA382N-FXB-45	2	535.3 kcmil (500kcmil nom.)		1/2"	1-3/4"	1.84"	3.08"	.26"	6.46"			U38XRT (4)	Pink	L99	3-3/16"		
YA382N-FXB-90	3								3.84"								
YA382-FXBG2	1			3/8"	2"	1.84"	3.08"	.27"	6.82"								
YA382-FXBG3	1			1/2"	1-7/8"	1.84"	3.08"	.27"	6.26"								
YA402N-FXB	1	1600/24 646 kcmil	400	1/2"	1-3/4"	1.98"	3.24"	.30"	7.22"	Y644HS (1) Y81KFT (3)			U39RT (4)	Black	24	3-5/16"	
YA442TC38-FXB	1	1925/24	500	3/8"	1"	2.19"	3.33"	.33"	6.44"	Y81KFTMBH (3) PAT81KFT-18V (3)							
YA442N-FXB	1	777.7 kcmil (750kcmil nom.)		1/2"	1-3/4"	2.19"	3.33"	.33"	7.44"					U44XRT (4)	Yellow	L115	3-7/16"
YA462N-FXB	1	2750/24															
		1111 kcmil (1000kcmil nom.)		1/2"	1-3/4"	2.69"	3.58"	.39"	7.91"				P45RT (4) **	Yellow	29	3-11/16"	

Consult cable manufacturers for stress relief instructions.
 ◆ For applications greater than 2000 Volts consult cable manufacturer for voltage stress relief instructions.
 * Use PUADP-1 adaptor with "U" -dies in Y46 HYPRESS™.

** The MM² conductor sizes referenced here are for both Class 2 and Class 5 conductors.
 *** The MM² conductor sizes listed are the recommendations for Class 5 conductor.
 † P-RT die sets for use in Y46 HYPRESS™ only, PUADP-1 adaptor not required.

▲ See tooling section of this catalog for complete tool and die listings. Use ONLY color-coded die recommendations for "FX" connectors.
 Consult shielded cable manufacturers for stress relief instructions.
 Note: All dimensions shown are for reference only.

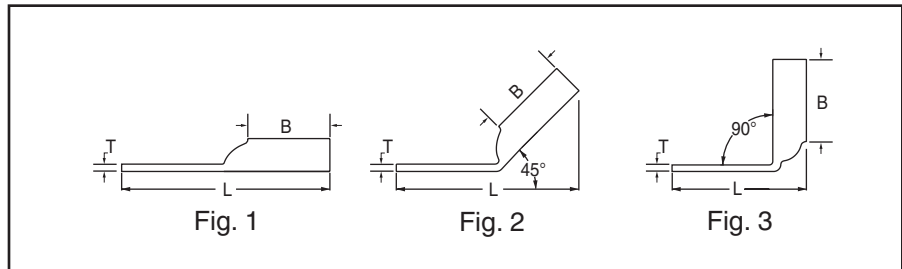
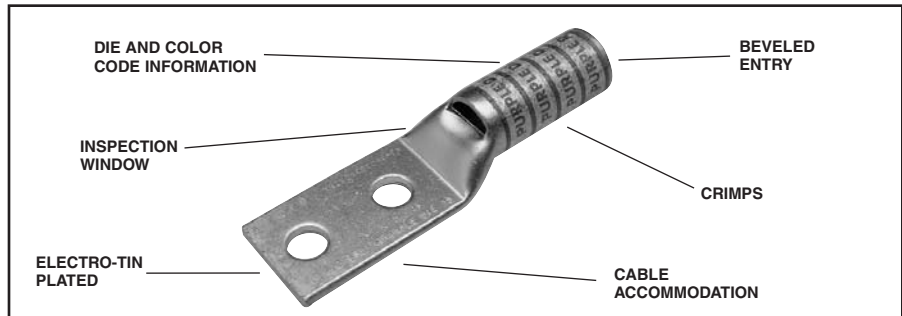
TWO HOLE HYLUG™ FLEX CONDUCTOR LONG BARREL WITH INSPECTION WINDOW

TYPE YAZ-FX

COPPER COMPRESSION TERMINAL

C-82

UL Listed 90° C,
600 Volts to 35 KV ◆



Catalog Number	Fig #	Conductor		Stud Hole Size	Stud Hole Spacing	Tongue Width	Figure Dimensions			Dieless (# of crimps)	▲ Installation Tooling				Wire Strip Length			
		AWG	MM ²				(B)	(T)	(L)		Mechanical MD6, OUR840, MD7-34R	Hydraulic BCT500HS, Y500CTHS	Y35, Y39, Y750, Y46*, PAT750	Color Code		Die Index		
YAZ8C2TC10FX	1	37/24	**	# 10	5/8"	.41"	.75"	.08"	2.20"	Y8MRB-1 (1) Y2MR (2) MY29-11 (2) Y1MR (2) Y81KFT (1) Y81KFTMBH (1) PAT81KFT-18V (1)	W8CVT (2) W8CRT (2) X8CRT (2)	W8CVT (2) W8CRT (2) X8CRT (2)	U8CRT (2)	Red	49	1"		
YAZ8C2TC10FX45	2						.75"	.08"	2.09"									
YAZ8C2TC10FX90	3						.75"	.08"	1.37"									
YAZ8C2TC10E2FX	1						.75"	.08"	2.33"									
YAZ8C2TC10E2FX45	2						.75"	.08"	2.22"									
YAZ8C2TC10E2FX90	3						.75"	.08"	1.50"									
YAZ8C2TC14E1FX	1			#8 WELD	10	1/4"	1"	.44"	.75"								.08"	2.70"
YAZ8C2TC14E1FX45	2								.75"								.08"	2.60"
YAZ8C2TC14E1FX90	3								.75"								.08"	1.87"
YAZ8C2TC14FX	1								.75"								.08"	2.32"
YAZ8C2TC14FX45	2								.75"								.08"	2.20"
YAZ8C2TC14FX90	3								.75"								.08"	1.1"
YAZ8C2TC14E2FX	1	#3 AWG	10	1/4"	3/4"	.44"	.75"	.08"	2.45"									
YAZ8C2TC14E2FX45	2						.75"	.08"	2.33"									
YAZ8C2TC14E2FX90	3						.75"	.08"	1.62"									
YAZ8C2TC38FX	1						.75"	.06"	2.89"									
YAZ8C2TC38FX45	2						.75"	.06"	2.72"									
YAZ8C2TC38FX90	3						.75"	.06"	2.05"									
YAZV6C2TC10E2FX	1	61/24	**	# 10	3/4"	.48"	.75"	.08"	2.64"	Y2MR (2) MY29-11 (2) Y644HS (1) Y1MR (2) Y81KFT (1) Y81KFTMBH (1) PAT81KFT-18V (1)	W5CVT (2) W5CRT (2) X5CRT (2)	W5CVT (2) W5CRT (2) X5CRT (2)	U5CRT (2)	Blue	7	1-3/16"		
YAZV6C2TC10E2FX45	2						.75"	.08"	2.48"									
YAZV6C2TC10E2FX90	3						.75"	.08"	1.51"									
YAZV6C2TC14FX	1						.75"	.08"	2.65"									
YAZV6C2TC14FX45	2						.75"	.08"	2.45"									
YAZV6C2TC14FX90	3						.75"	.08"	1.51"									
YAZV6C2TC14E2FX	1			#6 WELD	16	1/4"	3/4"	.48"	.75"								.08"	2.78"
YAZV6C2TC14E2FX45	2								.75"								.08"	2.58"
YAZV6C2TC14E2FX90	3								.75"								.08"	1.63"
YAZV6C2TC14E1FX	1								.75"								.08"	3.03"
YAZV6C2TC14E1FX45	2								.75"								.08"	2.83"
YAZV6C2TC14E1FX90	3								.75"								.08"	1.88"
YAZV6C2TC38FX	1	#6 AWG	16	3/8"	1"	.58"	.75"	.06"	3.22"									
YAZV6C2TC38FX45	2						.75"	.06"	2.97"									
YAZV6C2TC38FX90	3						.75"	.06"	2.06"									

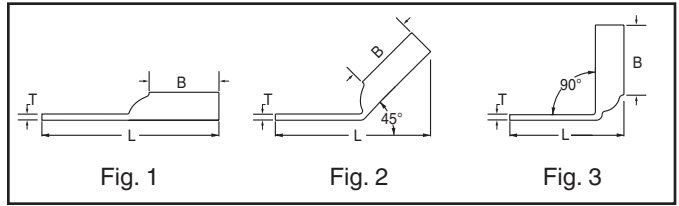
* Use PUADP-1 adaptor with "U" -dies in Y46 HYPRESS™.
 ** The MM² conductor size referenced here is for both Class 2 and Class 5 conductor.
 *** The MM² conductor size listed are the recommendations for Class 5 conductor.

▲ See tooling section of this catalog for complete tool and die listings. Use ONLY color-coded die recommendations for "-FX" connectors. For nest/indenter system contact factory.
 ◆ For applications greater than 2000 Volts consult cable manufacturer for voltage stress relief instructions.
Note: All dimensions shown are for reference only.

BURNDY® Products FCI

Compression

TWO HOLE HYLUG™ FLEX CONDUCTOR LONG BARREL WITH INSPECTION WINDOW (Continued)



Catalog Number	Fig #	Conductor		Stud Hole Size	Stud Hole Spacing	Tongue Width	Figure Dimensions			▲ Installation Tooling						Wire Strip Length	
		AWG	*** MM²				(B)	(T)	(L)	Dieless (# of crimps)	Mechanical		Hydraulic		Color Code		Die Index
											MD6, OUR840, MD7-34R	BCT500HS, Y500CTHS	Y35, Y39, Y750, Y46*, PAT750				
YAZV6C2TC38E2FX	1	61/24 #6 WELD #6 AWG	16	3/8"	3/4"	.58"	.75"	.06"	2.97"	Y2MR + Y1MR (2)	W5CVT (2) W5CRT (2) X5CRT (2)	W5CVT (2) W5CRT (2) X5CRT (2)	U5CRT (2)	Blue	7	1-3/16"	
YAZV6C2TC38E2FX-45	2									MY29-11 (2)							
YAZV6C2TC38E2FX-90	3									Y644HS (1)							
YAZV6C2TC38E6FX	1									Y81KFT (1)							
YAZV6C2TC38E6FX-45	2									Y81KFTMBH (1)							
YAZV6C2TC38E6FX-90	3	PAT81KFT-18V (1)															
YAZV4C2TC38E2-FX	1	91/24-105/24 #4 WELD #4 AWG	-	3/8"	3/4"	.58"	1.25"	.08"	3.14"	Y1MR (4) Y2MR (4) MY29-11 (2) Y644HS (1) Y81KFT (1) Y81KFTMBH (1) PAT81KFT-18V (1)	W4CVT (2) W4CRT (2) X4CRT (2)	W4CVT (2) W4CRT (2) X4CRT (2)	U4CRT (2)	Gray	8	1-5/16"	
YAZV4C2TC38E2-FX-45	2																1.86"
YAZV4C2TC38E2-FX-90	3																1.86"
YAZV4C2TC38FX	1																3.39"
YAZV4C2TC38FX45	2																3.13"
YAZV4C2TC38FX90	3																2.11"
YAZV4C2TC14FX	1																2.83"
YAZV4C2TC14FX45	2																2.59"
YAZV4C2TC14FX90	3																1.55"
YAZV4C2TC14E2FX	1																2.95"
YAZV4C2TC14E2FX45	2	2.72"															
YAZV4C2TC14E2FX90	3	1.68"															
YAZV2C2TC14FX	1	125/24-150/24 #2 WELD #2 AWG	35	1/4"	5/8"	.68"	1.38"	.10"	3.01"	Y81KFTMBH (1) PAT81KFT-18V (1)	W2CVT (2) W2CRT (2) X2CRT (2)	W2CVT (2) W2CRT (2) X2CRT (2)	U2CRT (2)	Brown	10	1-7/16"	
YAZV2C2TC14FX45	2																2.75"
YAZV2C2TC14FX90	3																1.60"
YAZV2C2TC14E2FX	1																3.13"
YAZV2C2TC14E2FX45	2																2.87"
YAZV2C2TC14E2FX90	3																1.73"
YAZV2C2TC38FX	1																3.57"
YAZV2C2TC38FX45	2																3.31"
YAZV2C2TC38FX90	3																2.16"
YAZV2C2NTCFX	1																4.76"
YAZV2C2NTCFX45	2	1/2"	1-3/4"	.83"	1.38"	.10"	4.50"										
YAZV2C2NTCFX90	3	3.35"															
YAZV1C2TC14FX	1	175/24-225/24 #1 WELD #1 AWG	-	1/4"	5/8"	.75"	1.38"	.12"	3.04"	MY29-11 (2) Y644HS (1) Y81KFT (1) Y81KFTMBH (1) PAT81KFT-18V (1)	W1CVT (2) W1CRT-1 (2) X1CRT-1 (2)	W1CVT (2) W1CRT-1 (2) X1CRT-1 (2)	U1CRT-1 (2)	Green	11	1-7/16"	
YAZV1C2TC14FX45	2																2.81"
YAZV1C2TC14FX90	3																1.64"
YAZV1C2TC14E1FX	1																3.41"
YAZV1C2TC14E1FX45	2																3.18"
YAZV1C2TC14E1FX90	3																2.01"
YAZV1C2TC14E2FX	1																3.16"
YAZV1C2TC14E2FX45	2																2.93"
YAZV1C2TC14E2FX90	3																1.76"
YAZV1C2TC38FX	1																3.60"
YAZV1C2TC38FX45	2																3.37"
YAZV1C2TC38FX90	3																2.20"
YAZV1C2TC516E6FX	1																3.35"
YAZV1C2TC516E6FX-45	2																3.12"
YAZV1C2TC516E6FX-90	3																1.95"
YAZV1C2TC516FX	1	3.47"															
YAZV1C2TC516FX45	2	3.24"															
YAZV1C2TC516FX90	3	2.08"															

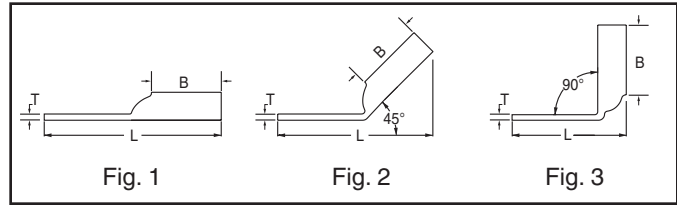
C-83

* Use PUADP-1 adaptor with "U" - dies in Y46 HYPRESS™.
 ** The MM² conductor size referenced here is for both Class 2 and Class 5 conductor.
 *** The MM² conductor sizes listed are the recommendations for Class 5 conductor.

▲ See tooling section of this catalog for complete tool and die listings. Use ONLY color-coded die recommendations for "FX" connectors. For nest/indenter system contact factory.
 ♦ For applications greater than 2000 Volts consult cable manufacturer for voltage stress relief instructions.

Note: All dimensions shown are for reference only.

TWO HOLE HYLUG™ FLEX CONDUCTOR LONG BARREL WITH INSPECTION WINDOW (Continued)



C-84

Catalog Number	Fig #	Conductor		Stud Hole Size	Stud Hole Spacing	Tongue Width	Figure Dimensions			Dieless (# of crimps)	▲ Installation Tooling				Wire Strip Length																
		AWG	MM ²				(B)	(T)	(L)		Mechanical		Hydraulic			Color Code	Die Index														
											MD6, OUR840, MD7-34R	BCT500HS, Y500CTHS	Y35, Y39, Y750, Y46*, PAT750																		
YAZV252TC14FX	1	275/24 1/0 WELD 50	50	1/4"	5/8"	.83"	1.50"	.12"	3.20"	MY29-11 (2) Y644HS (1) Y81KFT (2) Y81KFTMBH (2) PAT81KFT-18V (2)	W25VT (4) W25RT (4) X25RT (4)	W25VT (4) W25RT (4) X25RT (4)	U25RT (2)	Pink	12	1-9/16"															
YAZV252TC14FX45	2																1/4"	3/4"	.83"	1.50"	.12"	3.04"									
YAZV252TC14FX90	3																						3/8"	1"	.83"	1.50"	.12"	3.48"			
YAZV252TC14E2FX	1			1/4"	3/4"	.83"	1.50"	.12"	3.32"																						
YAZV252TC14E2FX45	2																3/8"	1"	.83"	1.50"	.12"	3.76"									
YAZV252TC14E2FX90	3			1/2"	1-3/4"	.83"	1.50"	.12"	4.67"																						
YAZV252TC38FX	1																325/24 2/0 WELD 70	70	1/4"	5/8"	.93"	1.50"	.13"	3.20"	MY29-11 (2) Y644HS (1) Y81KFT (2) Y81KFTMBH (2) PAT81KFT-18V (2)	W26VT (4) W26RT (4) X26RT (4)	W26VT (4) W26RT (4) X26RT (4)	U26RT (2)	Black	13	1-9/16"
YAZV252TC38FX45	2			1/4"	3/4"	.93"	1.50"	.13"	3.05"																						
YAZV252TC38FX90	3																														
YAZV252NTCFX	1			1/4"	3/4"	.93"	1.50"	.13"	4.95"																						
YAZV252NTCFX45	2	3/8"	1"							.93"	1.50"	.13"	4.67"																		
YAZV252NTCFX90	3			1/2"	1-3/4"	.93"	1.50"	.13"	3.41"																						
YAZV262TC14FX	1	450/24 3/0 WELD 95	95							1/4"	3/4"	1.03"	1.50"	.14"	3.08"	MY29-11 (2) Y644HS (1) Y81KFT (2) Y81KFTMBH (2) PAT81KFT-18V (2)			W27VT (4) W27RT (4) X27RT (4)	W27VT (4) W27RT (4) X27RT (4)	U27RT (2)	Orange	14	1-9/16"							
YAZV262TC14FX45	2			1/4"	3/4"	1.03"	1.50"	.14"	3.08"																						
YAZV262TC14FX90	3																														
YAZV262TC14E2FX	1			1/4"	3/4"	1.03"	1.50"	.14"	3.52"																						
YAZV262TC14E2FX45	2									3/8"	1"	1.03"	1.50"	.14"	3.52"																
YAZV262TC14E2FX90	3			1/2"	1-3/4"	1.03"	1.50"	.14"	3.52"																						
YAZV262TC38FX	1									550/24 4/0 WELD 120	120	1/4"	3/4"	1.14"	1.62"		.15"	3.23"							MY29-11 (2) Y644HS (1) Y81KFT (2) Y81KFTMBH (2) PAT81KFT-18V (2)	W28VT (4) W28RT (4) X28RT (6)	W28VT (4) W28RT (4) X28RT (6)	U28RT (2)	Purple	15	1-11/16"
YAZV262TC38FX45	2			1/4"	3/4"	1.14"	1.62"	.15"	3.23"																						
YAZV262TC38FX90	3																														
YAZV262NTCFX	1			1/4"	3/4"	1.14"	1.62"	.15"	3.96"																						
YAZV262NTCFX45	2	3/8"	1"									1.14"	1.62"	.15"	3.67"																
YAZV262NTCFX90	3			1/2"	1-3/4"	1.14"	1.62"	.15"	4.93"																						
YAZV272TC14E2FX	1	550/24 4/0 WELD 120	120									1/4"	3/4"	1.14"	1.62"	.15"	3.52"	MY29-11 (2) Y644HS (1) Y81KFT (2) Y81KFTMBH (2) PAT81KFT-18V (2)	W28VT (4) W28RT (4) X28RT (6)	W28VT (4) W28RT (4) X28RT (6)	U28RT (2)	Purple	15	1-11/16"							
YAZV272TC14E2FX-45	2			1/4"	3/4"	1.14"	1.62"	.15"	3.23"																						
YAZV272TC14E2FX-90	3																														
YAZV272TC38FX	1			1/4"	3/4"	1.14"	1.62"	.15"	3.96"																						
YAZV272TC38FX45	2									3/8"	1"	1.14"	1.62"	.15"	3.67"																
YAZV272TC38FX90	3			1/2"	1-3/4"	1.14"	1.62"	.15"	4.93"																						
YAZV272TC38FX90	3									1/2"	1-3/4"	1.14"	1.62"	.15"	4.64"																
YAZV282TC14E2FX	1			550/24 4/0 WELD 120	120	1/4"	3/4"	1.14"	1.62"							.15"	3.23"								MY29-11 (2) Y644HS (1) Y81KFT (2) Y81KFTMBH (2) PAT81KFT-18V (2)	W28VT (4) W28RT (4) X28RT (6)	W28VT (4) W28RT (4) X28RT (6)	U28RT (2)	Purple	15	1-11/16"
YAZV282TC14E2FX45	2									1/4"	3/4"	1.14"	1.62"	.15"	3.23"																
YAZV282TC14E2FX90	3																														
YAZV282NT38FX	1	1/4"	3/4"			1.14"	1.62"	.15"	3.96"																						
YAZV282NT38FX-45	2									3/8"	1"	1.14"	1.62"	.15"	3.67"																
YAZV282NT38FX-90	3	1/2"	1-3/4"			1.14"	1.62"	.15"	4.93"																						
YAZV282TC38FX	1									550/24 4/0 WELD 120	120	1/4"	3/4"	1.14"	1.62"	.15"	3.96"	MY29-11 (2) Y644HS (1) Y81KFT (2) Y81KFTMBH (2) PAT81KFT-18V (2)	W28VT (4) W28RT (4) X28RT (6)	W28VT (4) W28RT (4) X28RT (6)	U28RT (2)	Purple	15	1-11/16"							
YAZV282TC38FX45	2	1/4"	3/4"			1.14"	1.62"	.15"	3.96"																						
YAZV282TC38FX90	3																														
YAZV282NTCFX	1	1/4"	3/4"			1.14"	1.62"	.15"	4.93"																						
YAZV282NTCFX45	2			3/8"	1"							1.14"	1.62"	.15"	4.64"																
YAZV282NTCFX90	3	1/2"	1-3/4"			1.14"	1.62"	.15"	3.27"																						
YAZV292NT516FX	1			550/24 4/0 WELD	-							5/16"	1-3/4"	1.20"	2.00"	.16"	4.62"								Y644HS (1) Y81KFT (2) Y81KFTMBH (2) PAT81KFT-18V (2)	W29VT (4) X29RT (8)	W29RT (4) W29VT (4) X29RT (8)	U29RT (2)	Yellow	16	1-11/16"
YAZV292NT516FX-45	2	4.35"																													
YAZV292NT516FX-90	3		2.96"																												

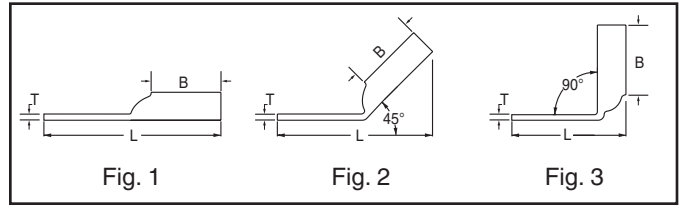
* Use PUADP-1 adaptor with "U" -dies in Y46 HYPRESS™.
 ** The MM² conductor size referenced here is for both Class 2 and Class 5 conductor.
 *** The MM² conductor sizes listed are the recommendations for Class 5 conductor.

▲ See tooling section of this catalog for complete tool and die listings. Use ONLY color-coded die recommendations for "-FX" connectors. For nest/indenter system contact factory.
 ◆ For applications greater than 2000 Volts consult cable manufacturer for voltage stress relief instructions.
Note: All dimensions shown are for reference only.

BURNDY® Products FCI

Compression

TWO HOLE HYLUG™ FLEX CONDUCTOR LONG BARREL WITH INSPECTION WINDOW (Continued)



Catalog Number	Fig #	Conductor		Stud Hole Size	Stud Hole Spacing	Tongue Width	Figure Dimensions			▲ Installation Tooling													
		AWG	MM²				(B)	(T)	(L)	Dieless (# of crimps)	Mechanical MD6, OUR840, MD7-34R	Hydraulic BCT500HS, Y500CTHS		Y35, Y39, Y750, Y46*, PAT750	Color Code	Die Index	Wire Strip Length						
YAZ302TC38FX	1	250 FLEX		3/8"	1"	1.20"	2.00"	.16"	4.42"														
YAZ302TC38FX-45	2	CLASS G 259 STR.		3/8"	1"	1.20"	2.00"	.16"	4.05"														
YAZ302TC38FX-90	3	CLASS H 427 STR.							2.37"														
YAZ312TC38FX	1	250 FLEX 637/24 CLASS I, K, M	150	3/8"	1"	1.28"	2.00"	.18"	4.45"	Y644HS (1) Y81KFT (2) Y81KFTMBH (2) PAT81KFT-18V (2)	W29VT (4) X29RT (8)	W29VT (4) X29RT (8)	U29RT (2)	Yellow	16	2-1/16"							
YAZ312TC38FX-45	2								4.10"														
YAZ312TC38FX-90	3								2.41"														
YAZ312TC14E2FX	1			1/4"	3/4"	1.29"	2.00"	.18"	4.02"														
YAZ312TC14E2FX-45	2								3.66"														
YAZ312TC14E2FX-90	3								1.97"														
YAZ322TC38FX	1	775/24	185	3/8"	1"	1.55"	2.12"	.19"	4.62"	W30VT (4)	W30VT (4) W30RT (4)	U30RT (4)	White	17	2-1/16"								
YAZ322TC38FX-45	2	4.25"																					
YAZ322TC38FX-90	3	2.46"																					
YAZ342TC14E2FX	1	373.3 kcmil	240	1/4"	3/4"	1.55"	2.25"	.23"	4.42"							W31VT (4)	W31VT (4) W31RT (4)	U31RT (4)	Red	18	2-3/16"		
YAZ342TC14E2FX-45	2								4.06"														
YAZ342TC14E2FX-90	3								2.10"														
YAZ342NT38FX	1			925/24 (350 MCM NOM)	240	3/8"	1"	1.55"	2.25"	.23"	4.85"	W32VT (4)	W32VT (4) W32RT (4)	U32RT (4)	Blue							19	2-5/16"
YAZ342NT38FX-45	2										4.50"												
YAZ342NT38FX-90	3										2.54"												
YAZ342TC38FX	1	1100/24 444.4 kcmil	-			3/8"	1"	1.72"	2.69"	.27"	4.85"					-	-	U34RT (4)	Brown	20	2-3/4"		
YAZ342TC38FX-45	2										4.50"												
YAZ342TC38FX-90	3										2.54"												
YAZ342NTCFX	1			535.3 kcmil	300	1/2"	1-3/4"	1.55"	2.25"	.23"	6.04"	-	-	U38XRT (4)	Pink							L99	2-7/8"
YAZ342NTCFX-45	2										5.69"												
YAZ342NTCFX-90	3										3.73"												
YAZ362TC38FX	1	1325/24 (500 MCM NOM)	300			3/8"	1"	1.63"	2.81"	.27"	5.55"					-	-	U38XRT (4)	Pink	L99	2-7/8"		
YAZ362TC38FX-45	2										5.72"												
YAZ362TC38FX-90	3										2.84"												
YAZ382TC38FX	1			646 kcmil	-	3/8"	1"	1.63"	2.81"	.27"	5.72"	Y644HS (1) Y644MBH (1)	U39RT (4)	U39RT (4)	Black							24	3"
YAZ382NT38FX-45	2										5.26"												
YAZ382NT38FX-90	3										2.84"												
YAZ382TC38FX	1	1600/24	-			1/2"	1-3/4"	1.63"	2.81"	.27"	5.72"					-	-	U38XRT (4)	Pink	L99	2-7/8"		
YAZ382TC38FX-45	2										5.26"												
YAZ382TC38FX-90	3										2.84"												
YAZ382NNTFX	1			650 kcmil FLEX	-	1/2"	1-3/4"	1.63"	2.81"	.27"	6.72"	-	-	U38XRT (4)	Pink							L99	2-7/8"
YAZ382NNTFX-45	2										6.26"												
YAZ382NNTFX-90	3										3.84"												
YAZ382NTCFX	1	750 FLEX	-			1/2"	1-3/4"	1.63"	2.81"	.27"	6.72"					-	-	U38XRT (4)	Pink	L99	2-7/8"		
YAZ382NTCFX-45	2										6.26"												
YAZ382NTCFX-90	3										3.84"												
YAZ402NTCFX	1			1925/24 Str.	-	3/8"	1"	1.63"	3.00"	.33"	6.89"	-	-	U44XRT (4)	Yellow							L115	3-1/16"
YAZ402NTCFX-45	2										6.46"												
YAZ402NTCFX-90	3										3.91"												
YAZ442NT38FX	1	777.7 kcmil	-	3/8"	1"	1.63"	3.00"	.33"	6.08"	-	-					U44XRT (4)	Yellow	L115	3-1/16"				
YAZ442NT38FX-45	2								5.66"														
YAZ442NT38FX-90	3								3.02"														

C-85

* Use PUADP-1 adaptor with "U" -dies in Y46 HYPRESS™.
 *** The MM² conductor sizes listed are the recommendations for Class 5 conductor.
 ▲ See tooling section of this catalog for complete tool and die listings. Use ONLY color-coded die recommendations for "-FX" connectors. For nest/indenter system contact factory.

◆ For applications greater than 2000 Volts consult cable manufacturer for voltage stress relief instructions.
 Note: All dimensions shown are for reference only.

BURNDY® Products FCI

Compression

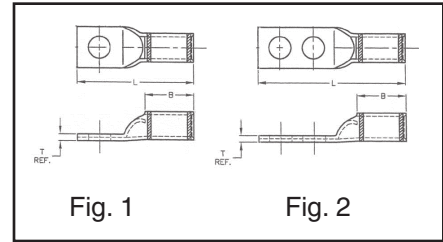

E-LINE HYLUG™ EQUIPMENT LINE

TYPE YA-E COPPER AND ALUMINUM COMPRESSION TERMINAL

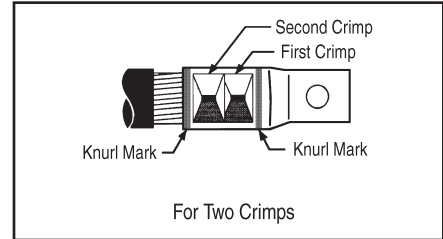
UL Listed 90° C,
600 Volts to 35 KV ◆

C-86

YA-E Equipment terminals are designed to provide replacements for original equipment mechanical or other compression terminals. These narrow tongue terminals are specially designed to fit in tight areas. Whether you're upgrading or replacing, YA-E connectors will



provide for any of your cable termination needs. When installed with our dieless tool, these terminals can accommodate a range of conductor sizes.



COPPER E-LINE HYLUG™ COMPRESSION TERMINALS

Catalog Number	Fig No.	Conductor Accommodations		Bolt Size	Bolt Hole Spacing	Tongue Width (max)	Dimensions			Dieless (number of crimps)	† Installation Tooling				Wire Strip Length
		Conventional Wire Size	Expanded Wire Range using Y644M				B	T	L		Mechanical		Color Code	Die Index	
											MD6, MD7 (number of crimps)	Hydraulic Y35, Y750, Y46*, PAT750 (number of crimps)			
YA25LN50T14E	1	1/0 AWG	#6 - 1/0 AWG	1/4	-	0.50	0.88	0.12	1.84	Y644HS (1)	W25RT (2)	U25RT (1)	Pink	12	15/16"
YA25LN64T516E	1			5/16	-	0.64	0.88	0.12	1.96	PAT644HS (1)	W25VT (2)	U2CABT (1)			
YA26LN50T14E	1	2/0 AWG	#4 - 2/0 AWG	1/4	-	0.50	0.94	0.12	1.94	Y81KFT (1) Y81KFTMBH (1) PAT81KFT-18V (1)	W26RT (2) W26VT (2)	U26RT (1)	Black	13	1"
YA30LN98T516E	1	300 Kcmil	2/0 AWG - 300 Kcmil	5/16	-	0.98	1.03	0.16	2.31	Y644HS (1) PAT644HS (1)	W30RT (2)	U30RT (2)	White	17	1-1/16"
YA30L24N100T38E	1			3/8	-	1.00	1.03	0.16	2.44			U28ART (2)			
YA342LNN119T12E	2	500 Kcmil	4/0 AWG - 500 Kcmil	1/2	1.75	1.19	1.27	0.23	5.06	Y81KFT (2) Y81KFTMBH (2)	U34RT (2) U31ART (2)	P34RT (2)	Brown	20	1-5/16"
YA342LNN131T12E	2			1/2	1.75	1.31	1.27	0.23	5.06						
YA34L6N131T12E	1	750 Kcmil	500 - 750 Kcmil	1/2	-	1.31	1.27	0.23	3.31	PAT81KFT-18V (2)	U39RT (2)	P39RT (2)	Black	24	1-1/2"
YA39L6N131T12E	1			1/2	-	1.31	1.42	0.27	3.61						

ALUMINUM E-LINE HYLUG™ COMPRESSION TERMINALS

Catalog Number	Fig No.	Conductor Accommodations		Bolt Size	Bolt Hole Spacing	Tongue Width (max)	Dimensions			Dieless (number of crimps)	† Installation Tooling				Wire Strip Length
		Aluminum Conventional Wire Size	Copper or Aluminum Expanded Wire Range using Y644M				B	T	L		Mechanical		Color Code	Die Index	
											MD6, MD7, Y500CT (number of crimps)	Hydraulic Y35, Y750, Y46*, PAT750 (number of crimps)			
YA8CA3S56T14E	1	#8 AWG	#8 AWG	1/4	-	0.56	0.62	0.09	1.85	Y644HS (1)	-	U8CABT (1)	Blue	374	11/16"
YA2CA5S53T14E	1	#2 AWG	#6 - #2 AWG	1/4	-	0.53	1.00	0.22	2.25	PAT644HS (1)	-	U2CABT (1)	Pink	348	1-3/16"
YA2CA1S9T516E	1			5/16	-	0.91	1.12	0.16	2.50	Y81KFT (1)					
YA25A1S60T516E	1	1/0 AWG	#1 - 1/0 AWG	5/16	-	0.63	1.00	0.21	2.29	Y81KFTMBH (1)	-	U25ART (1)	Tan	296	1-1/8"
YA25A3N69T38E	1			3/8	-	0.69	1.05	0.21	2.38	PAT81KFT-18V (1)					
YA27A10S76T516E	1	3/0 AWG	#1 - 3/0 AWG	5/16	-	0.76	1.11	0.26	2.58	Y644HS (1) PAT644HS (1)	-	U27ART (2)	Ruby	467	1-3/16"
YA30A9N100T516E	1	5/16	-	1.00	1.53	0.36	3.12	3.12							
YA30A9N100T38E	1	300 kcmil	2/0 AWG - 300 kcmil	3/8	-	1.00	1.53	0.36	3.20	Y81KFT (2)	-	U30ART (2)	Blue	470	1-5/8"
YA30A1N131T12E	1	1/2	-	1.31	1.53	0.35	3.57	3.57							
YA31A11N100T516E	1	350 kcmil	3/0 AWG - 350 kcmil	5/16	-	1.00	1.85	0.39	3.51	Y81KFTMBH (2)	-	U31ART (2)	Brown	299	1-7/8"
YA31A9N100T38E	1			3/8	-	1.00	1.85	0.39	3.59	3.59					
YA32A8N106T516E	1	400 kcmil	4/0 AWG - 400 kcmil	5/16	-	1.06	2.26	0.43	3.92	PAT81KFT-18V (2)	-	U32ART (4)	Green	472	2-5/16"
YA34A8N131T38E	1	3/8	-	1.31	1.64	0.35	3.88	3.88							
YA34A3N131T12E	2	500 kcmil	4/0 AWG - 500 kcmil	1/2	1.75	1.31	1.64	0.35	5.71	Y644HS (2)	-	U34ART (4)	Pink	300	1-11/16"
YA34A7N131T12E	1	1/2	-	1.31	1.64	0.35	3.88	3.88							
YA36A9N131TD12E	1	600 kcmil	250 - 600 kcmil	1/2	-	1.31	1.64	0.39	3.98	PAT644HS (2)	-	U34ART (4)	Pink	300	1-11/16"
YA36A3N131TD12E	2			1/2	1.75	1.31	1.64	0.39	5.71	5.71					
YA39A5N131TD12E	2	750 kcmil & 900 kcmil**	500 - 750 kcmil Aluminum	1/2	1.75	1.31	1.86	0.31	6.09	Y81KFTMBH (3)	-	-	-	-	-
YA39A1N131TD12E	1	750 kcmil	500 kcmil Copper Only	1/2	-	1.31	1.86	0.31	4.28	PAT81KFT-18V (3)					

† A variety of BURNDY® installation tools are available and not all tools are listed. If you require additional tooling information, please feel free to call our customer service department for other recommendations.

* Use PUADP-1 adapter with "U" dies in Y46 HYPRESS™. P-RT die sets for use in Y46 HYPRESS™ only. PUADP-1 adapter not required.

Note: All dimensions shown are for reference only.

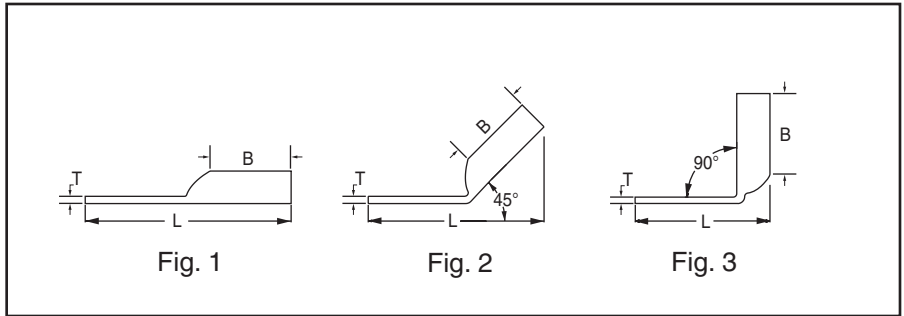


** Compact Aluminum Cable.

BURNDY® Products FCI

Compression

FOUR HOLE HYLUG™ CODE CONDUCTOR

TYPE YA



C-87

Catalog Number	Fig.#	Conductor		Stud Hole Size	Stud Hole Spacing	Tongue Width	Tongue Angle	Installation Tooling						Wire Strip Length
		AWG	*** MM ²					B	T	L	Hydraulic (Y35, Y39, Y750, Y46*)			
											**	Color Code	Die Index	
YA444N	1	1000 kcmil	500	1/2"	1.75"	3"	Straight	3.00	.23	7.14	P44RT	White	27	3-1/16"
YA444N-45	2			1/2"	1.75"	3"	45 Degree	3.00	.23	6.71	P44RT	White	27	1-15/16"
YA444N-90	3			1/2"	1.75"	3"	90 Degree	3.00	.23	4.02	P44RT	White	27	1-15/16"
YA454N	1	1250 kcmil	—	1/2"	1.75"	3"	Straight	3.19	.30	7.44	P45RT	Yellow	29	3-1/4"
YA454N-45	2			1/2"	1.75"	3"	45 Degree	3.19	.30	7.03	P45RT	Yellow	29	2-1/16"
YA454N-90	3			1/2"	1.75"	3"	90 Degree	3.19	.30	4.13	P45RT	Yellow	29	2-1/16"
YA464N	1	1500 kcmil	—	1/2"	1.75"	3"	Straight	3.19	.34	7.55	P46RT	Green	31	3-1/4"
YA464N-45	2			1/2"	1.75"	3"	45 Degree	3.19	.34	7.15	P46RT	Green	31	3-5/16"
YA464N-90	3			1/2"	1.75"	3"	90 Degree	3.19	.34	4.29	P46RT	Green	31	3-5/16"
YA47N	1	1750 kcmil	—	1/2"	1.75"	3.10"	Straight	3.44	.39	7.89	†L47RT	Gray	33	3-1/2"
YA47N-45	2			1/2"	1.75"	3.10"	45 Degree	3.44	.39	7.45	†L47RT	Gray	33	3-1/2"
YA47N-90	3			1/2"	1.75"	3.10"	90 Degree	3.44	.39	4.30	†L47RT	Gray	33	3-1/2"
YA484N	1	2000 kcmil	—	1/2"	1.75"	3.06"	Straight	3.44	.46	7.98	†L48RT	Brown	34	3-1/2"
YA484N-45	2			1/2"	1.75"	3.06"	45 Degree	3.44	.46	7.60	†L48RT	Brown	34	3-1/2"
YA484N-90	3			1/2"	1.75"	3.06"	90 Degree	3.44	.46	4.40	†L48RT	Brown	34	3-1/2"
YA4864N	1	2500 kcmil	—	1/2"	1.75"	3.46"	Straight	4.69	.52	9.38	†L486RT	—	—	4-3/4"
YA4864N-45	2			1/2"	1.75"	3.46"	Straight	4.69	.52	8.72	†L486RT	—	—	4-3/4"
YA4864N-90	3			1/2"	1.75"	3.46"	Straight	4.69	.52	4.55	†L486RT	—	—	4-3/4"
YAB344N	1	500 kcmil	—	1/2"	1.75"	3.00"	Straight	2.25	.25	6.33	U36RT	Green	22	2-1/2"
YAB394N	1	750 kcmil	—	1/2"	1.75"	3.00"	Straight	2.88	.25	7.15	U39RT	Black	24	2-15/16"
YAB404N	1	800 kcmil	—	1/2"	1.75"	3.00"	Straight	2.94	.38	7.20	P40RT	Orange	25	3"
YAB444N	1	1000 kcmil	—	1/2"	1.75"	3.03"	Straight	3.00	.50	7.67	P44RT	White	27	3-1/16"
YAB454N	1	1250 kcmil	—	1/2"	1.75"	3.00"	Straight	3.19	.50	7.63	P46RT	Yellow	31	3-1/4"

Available undrilled. Add suffix "U" to catalog number (example YA444NU).

* Use PUADP-1 adaptor with "U" dies in Y46 HYPRESS™.

** "P" dies for use with Y46 HYPRESS™ only. PUADP-1 adaptor not required.

*** The MM² conductor sizes listed are for Class 2 conductor.

For applications greater than 2000 Volts, consult cable manufacturer for voltage stress relief instructions.

† Requires Y60BHU HYPRESS™

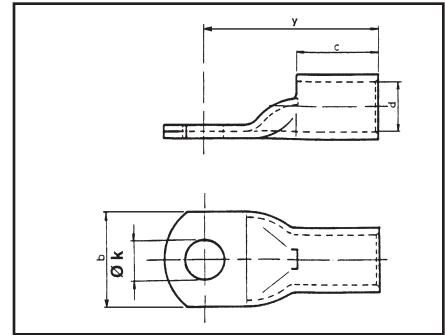
Note: All dimensions shown are for reference only.

TYPE YAV

HYLUG™

NON-INSULATED COPPER TUBULAR TERMINALS

0.3 - 1000 mm²



C-88

Made from electrolytic copper tube, electro tinned. Range of copper tube formed terminals taking wires from 0.3 - 1000 mm². Heat resistant up to +125° C.

Catalog Number	mm ²	Stud size	d	y	b	c	Øk	Pack Qty.	Mechanical tools		Hydraulic tools					
									Tooling number	MRD29	Y29BH Y29NC	Y35BH Y35	Y644M			
YAV18T4	0.3 - 1.2	3.0	1.4	13.7	4.8	6.9	3.1	100	Y10R4BY							
YAV18T5		3.5		15.5	6.1		3.7									
YAV18T1		4.0		15.5	8.0		4.3									
YAV18		5.0		15.5	8.0		5.1									
YAV025M35	1.5 - 2.5	3.5	2.3	13.7	6.0	6.9	3.7	100	Y10R4BY							
YAV025M4		4.0		15.2	8.0		4.3									
YAV025M5		5.0		15.2	8.0		5.3									
YAV025M6		6.0		16.7	10.4		6.4									
YAV14T3	2.5 - 4	8.0	2.6	17.9	11.1	6.9	8.4	100	Y10R4BY							
YAV04M4		4.0		15.2	6.9		4.3									
YAV04M5		5.0		15.2	7.6		5.3									
YAV04M6	6.0	16.7	9.1	6.4	4 - 6	3.3	9.5	50	Y10R4BY							
YAV06M35	3.5	17.9	7.0	3.7												
YAV06M4	4.0	19.4	8.0	4.3												
YAV06M5	5.0	19.9	10.0	5.3												
YAV06M6	6.0	20.9	11.0	6.4	Flex 6	3.8	9.9	50	Y10R4BY							
YAV06M8	8.0	23.4	13.0	8.4												
YAV10T38	10.0	22.5	14.2	10.5												
YAV06FM4	4.0	18.1	8.0	4.3												
YAV06FM5	5.0	19.1	9.7	5.3	10	4.6	12.0	50	Y10R4BY MY2913GE2	50NC1	50PIO-25C	DV8L	Y29PL	UV8CD	Y35P1 + Y29PQ10B1 UK	DIELESS
YAV06FM6	6.0	20.1	11.0	6.4												
YAV06FM8	8.0	22.1	13.0	8.4												
YAV06FM10	10.0	24.1	14.0	10.5												
YAV10M4	10	4.0	4.6	19.4	10.3	12.0	4.3	50	Y10R4BY MY2913GE2	50NC1	50PIO-25C	DV8L	Y29PL	UV8CD	Y35P1 + Y29PQ10B1 UK	DIELESS
YAV10M5		5.0		20.4	10.3		5.3									
YAV10M6		6.0		21.4	11.1		6.4									
YAV10M8		8.0		23.4	14.3		8.4									
YAV10M10	16	10.0	5.7	25.4	14.3	14.0	10.5	50	MY2913GE2	50NC1	50PIO-25C	DV6L	Y29PL	UV6CD	Y35P1 + Y29PQ10B1 UK	DIELESS
YAV10M12		12.0		28.4	18.5		12.3									
YAV16M5		5.0		22.9	12.7		5.3									
YAV16M6		6.0		23.9	12.7		6.4									
YAV16M8	25	8.0	7.2	25.9	15.0	15.0	8.4	50	MY2913GE2	50NC2	50PIO-25C	DV4L	Y29PL	UV4CD	Y35P1 + Y29PQ10B1 UK	DIELESS
YAV16M10		10.0		27.9	15.0		10.5									
YAV16M12		12.0		30.9	18.5		13.2									
YAV25M5		5.0		24.7	13.9		5.3									
YAV25M6	6.0	25.7	13.9	6.4												
YAV25M8	25	8.0	7.2	27.7	15.9	15.0	8.4	50	MY2913GE2	50NC2	50PIO-25C	DV4L	Y29PL	UV4CD	Y35P1 + Y29PQ10B1 UK	DIELESS
YAV25M10		10.0		29.7	15.9		10.5									
YAV25M12		12.0		32.7	18.5		13.2									

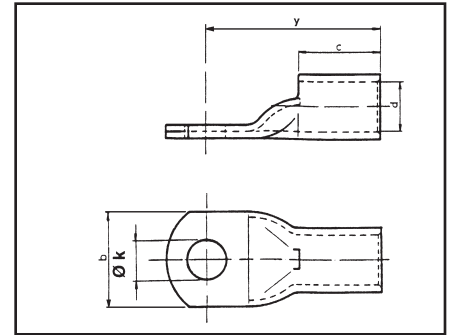
N = Nest die, I = Indentor

Note: All dimensions shown are for reference only.

TYPE YAV

HYLUG™

NON-INSULATED COPPER
TUBULAR TERMINALS
0.3 - 1000 mm²
(Continued)



C-89

Catalog Number	mm ²	Stud size	d	y	b	c	Øk	Pack Qty.	Mechanical tools				Hydraulic tools					
									Tooling number	MRD29		Y29BH Y29NC		Y35BH Y35		Y644M		
										N	I	N	I	N	I			
YAV35M5	35	5	8.5	27.4	15.9	17.0	5.3	50	MY2913GE2	50NC2	50P35-70C	DV2L	Y29PL	UV2CD	Y35P1 + Y29POS (Y29PQ11B1 UK)	DIELESS		
YAV35M6		6		28.4	15.9		6.4											
YAV35M8		8		30.4	15.9		8.4											
YAV35M10		10		32.4	15.9		10.5											
YAV35M12		12		35.4	19.8		13.2											
YAV50M5	50	5	9.5	30.9	18.2	20.0	5.3	50	MY2913GE2	50NC2	50P35-70C	DV1L	Y29PL	UV1CD	Y35P1 + Y29POS (Y29PQ11B1 UK)	DIELESS		
YAV50M6		6		31.9	18.2		6.4											
YAV50M8		8		33.9	18.2		8.4											
YAV50M10		10		35.9	18.2		10.5											
YAV50M12		12		38.9	19.8		13.2											
YAV50M14		14		38.9	21.5		15.0											
YAV50M16	16	41.9	22.4	17.0														
YAV50FM5	Flex 50	5	10.0	30.9	18.2	20.0	5.3	50	MY2913GE2	50NC12	50P35-70C	DV1L	Y29PL	UV1CD	Y35P1 + Y29POS (Y29PQ11B1 UK)	DIELESS		
YAV50FM6		6		31.9	19.5		6.4											
YAV50FM8		8		33.9	19.5		8.4											
YAV50FM10		10		35.9	19.5		10.5											
YAV50FM12		12		38.9	21.8		13.2											
YAV50FM14		14		38.9	21.8		15.0											
YAV50FM16	16	41.9	22.4	17.0														
YAV70M5	70	5	11.3	32.4	21.4	21.0	5.3	25	MY2913GE2	50NC1 -2X	50P95-120C	DV25L	Y29PR	UV25D	Y35P1 + Y29PQ6S (Y29PQ12B1 UK)	DIELESS		
YAV70M6		6		33.4	21.4		6.4											
YAV70M8		8		35.4	21.4		8.4											
YAV70M10		10		37.4	21.4		10.5											
YAV70M12		12		40.4	22.4		13.2											
YAV70M14		14		40.4	22.4		15.0											
YAV70M16	16	43.4	22.4	17.0														
YAV70FM5	Flex 70	5	12.8	37.4	23.8	25.0	5.3	25	MY2913GE2	50NC1 - 2X	50P95-120C	DV26L	Y29PR	UV26D	Y35P1 + Y29PQ6S (Y29PQ12B1 UK)	DIELESS		
YAV70FM6		6		38.4			23.8										25.0	6.4
YAV70FM8		8		40.4														8.4
YAV70FM10		10		42.4														10.5
YAV70FM12		12		45.4														13.2
YAV70FM14		14		45.4														15.0
YAV70FM16	16	48.4	17.0															
YAV95M8	95	8	13.4	41.4	25	25.0	8.4	25	MY2913GE2	50NC2 - 2X	50P95-120C	DV27L*	Y29PR	UV27D	Y35P1 + Y29PQ6S (Y29PQ12B1 UK)	DIELESS		
YAV95M10		10		43.4			10.5											
YAV95M12		12		46.4			13.2											
YAV95M14		14		46.4			15.0											
YAV95M16		16		49.4			17.0											

N = Nest die, I = Indentor

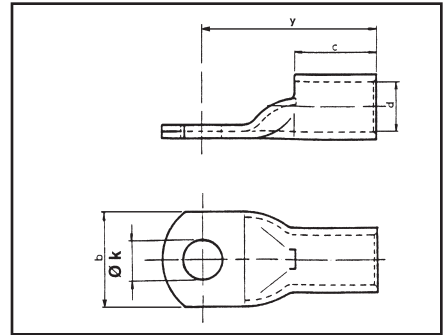
*DV27L - DV28L - only for Y29BH

Note: All dimensions shown are for reference only.

TYPE YAV

HYLUG™

**NON-INSULATED COPPER
TUBULAR TERMINALS**
0.3 - 1000 mm²
(Continued)



C-90

Catalog Number	mm ²	Stud size	d	y	b	c	Øk	Pack Qty.	Mechanical tools				Hydraulic tools			
									Tooling number	MRD29		Y29BH Y29NC		Y35BH Y35		Y644M
										N	I	N	I	N	I	
YAV95FM8	Flex 95	8	14.2	41.4	25.0	25.0	8.4	25	MY2913GE2	50NC2 -2X	50P95-120C	DV27L*	Y29PR	UV27D	Y35P1 + Y29PQ6S (Y29PQ12B1 UK)	DIELESS
YAV95FM10		10		43.4			10.5									
YAV95FM12		12		46.4			13.2									
YAV95FM14		14		46.4			15.0									
YAV95FM16		16		49.4			17.0									
YAV120M8	120	8	15.0	44.4	29.0	27.0	8.4	25	MY2913GE2	50NC1 - 2X	50P95-120C	DV28L*	Y29PR	UV28D	Y35P1 + Y29PQ6S (Y29PQ12B1 UK)	DIELESS
YAV120M10		10		46.4			10.5									
YAV120M12		12		49.4			13.2									
YAV120M14		14		49.4			15.0									
YAV120M16		16		52.4			17.0									
YAV120M20	20	58.4	21.0													
YAV120FM8	Flex 120	8	15.9	44.4	29.0	27.0	8.4	25	MY2913GE2	50NC1 - 2X	50P95-120C	DV28L*	Y29PR	UV28D	Y35P1 + Y29PQ6S (Y29PQ12B1 UK)	DIELESS
YAV120FM10		10		46.4			10.5									
YAV120FM12		12		49.4			13.2									
YAV120FM14		14		49.4			15.0									
YAV120FM16		16		52.4			17.0									
YAV120FM20	20	58.4	21.0													

N = Nest die, I = Indentor

*DV27L - DV28L - only for Y29BH

Y260DBHM takes U-Dies with adaptor 26UADP

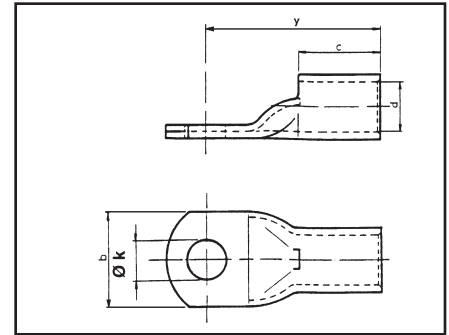
Y46 takes U-Dies with adaptor PUADP-1

Note: All dimensions shown are for reference only.

TYPE YAV

HYLUG™

NON-INSULATED COPPER
TUBULAR TERMINALS
0.3 - 1000 mm²
(Continued)



C-91

Catalog Number	mm ²	Stud size	d	y	b	c	Øk	Pack Qty.	Hydraulic tools									
									Y35BH Y35		Y644M	Y260DBHM		Y46*		UK Y22BH		
									N	I		N	I	N	I	N	I	
YAV150M10	150	10	16.5	52.3	30.4	27.0	10.5	10	U30D	DIELESS	Y35P1 + Y29PQ7S (Y29PQ12B1 UK)	26M30D	26P30-34C	U30D				
YAV150M12		12		55.3														13.2
YAV150M14		14		55.3														15.0
YAV150M16		16		58.3														17.0
YAV150M20		20		64.3														21.0
YAV150FM10	Flex 150 UK	10	17.8	55.9	32.8	28.6	10.5	10	U31D	DIELESS	Y35P1 + Y29PQ7S (Y29PQ12B1 UK)	26M31D	26P30-34C	U31D			EDB1 + Y20PQ8	
YAV150FM12		12		58.9														13.2
YAV150FM14		14		58.9														15.0
YAV150FM16		16		61.9														17.0
YAV150FM20		20		67.9														21.0
YAV185M10	185	10	18.4	61.8	35.7	30.2	10.5	10	U32D	DIELESS	Y35P1 + Y29PQ7S (Y29PQ12B1 UK)	26M32D	26P30-34C	U32D			EDB1 + Y20PQ8	
YAV185M12		12		64.8														13.2
YAV185M14		14		64.8														15.0
YAV185M16		16		67.8														17.0
YAV185M20		20		73.8														21.0
YAV185FM10	Flex 185 UK	10	19.4	61.8	35.7	30.2	10.5	10	U32D	DIELESS	Y35P1 + Y29PQ7S (Y29PQ12B1 UK)	26M32D	26P30-34C	U32D			EDB1 + Y20PQ8	
YAV185FM12		12		64.8														13.2
YAV185FM14		14		64.8														15.0
YAV185FM16		16		67.8														17.0
YAV185FM20		20		73.8														21.0
YAV240M10	240	10	21.2	68.2	39.6	34.9	10.5	10	U34D	DIELESS	Y35P1 + Y29PQ7S (Y29PQ12B1 UK)	26M34D	26P30-34C	U34D			EDB1 + Y20PQ8	
YAV240M12		12		71.2														13.2
YAV240M14		14		71.2														15.0
YAV240M16		16		74.2														17.0
YAV240M20		20		80.2														21.0
YAV240FM10	Flex 240 UK	10	22.0	73.4	41.0	36.0	10.5	10	U35BD	DIELESS	Y35P1 + Y29PQ7S (Y29PQ12B1 UK)	26M35BD	26P36C	U35BD			EDB1 + Y20PQ8	
YAV240FM12		12		76.4														13.2
YAV240FM14		14		76.4														15.0
YAV240FM16		16		79.4														17.0
YAV240FM20		20		85.4														21.0
YAV300M12	300	12	23.4	77.3	43.0	43.0	13.2	10	U36D	DIELESS	Y35P1 + Y29PQ7S (Y29PQ12B1 UK)	26M36D	26P36C	U36D			EDB1 + Y20PQ8	
YAV300M14		14		78.3														15.0
YAV300M16		16		80.3														17.0
YAV300M20		20		86.3														21.0
YAV300FM12		Flex 300 UK		12														24.2
YAV300FM14	14		82.4	15.0														
YAV300FM16	16		84.4	17.0														
YAV300FM20	20		90.4	21.0														

N = Nest die, I = Indentor

Y260DBHM takes U-Dies with adaptor 26UADP

* Y46 takes U-Dies with adaptor PUADP-1

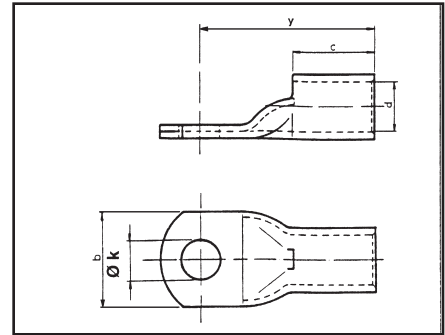
Y22BH takes U-Dies with adaptor 22UADP

Note: All dimensions shown are for reference only.

TYPE YAV

HYLUG™

**NON-INSULATED COPPER
TUBULAR TERMINALS**
0.3 - 1000 mm²
(Continued)



C-92

Catalog Number	mm ²	Stud size	d	y	b	c	Øk	Pack Qty.	Hydraulic tools									
									Y644M	Y260DBHM		Y46*		UK-Y22BH		Y530DBHM		
										N	I	N	I	N	I	N	I	
YAV350M12	350 (700 MCM)	12	25.0	77.3	46.0	43.0	13.2	10	DIELESS	26M38D	26P-36C	P38D						
YAV350M16		16		80.3														17.0
YAV350M20		20		86.3														21.0
YAV375M12	375 (750 MCM)	12	26.2	81.3	48.0	43.0	13.2	10		26M39D	26P-36C	P39D						
YAV375M16		16		84.3														17.0
YAV375M20		20		90.3														21.0
YAV400M12	400	12	26.7	81.3	49.5	43.0	13.2	10		26M40D	26P40-45C	P40D						
YAV400M14		14		82.3														15.0
YAV400M16		16		84.3														17.0
YAV400M20		20		90.3														21.0
YAV400FM12	Flex 400 UK	12	27.2	83.6	51.0	44.0	13.2	10		26M41D	26P40-45C	P41D	ED41BD					
YAV400FM14		14		84.6														15.0
YAV400FM16		16		86.6					17.0									
YAV400FM20		20		92.6					21.0									
YAV500M12	500	12	29.8	87.8	55.1	47.7	13.2	10	26M44D	26P40-45C	P44D	ED44BD						
YAV500M14		14		88.8													15.0	
YAV500M16		16		90.8													17.0	
YAV500M20		20		96.8													21.0	
YAV630M16	630	16	33.3	96.7	61.8	51.0	17.0	10	26M45D	26P40-45C	P45D							
YAV630M20		20		102.7													21.0	
YAV630FM20	Flex 630 UK	20	34.4	104.6	63.0	53.0	21.0	10				ED453BD						
YAV630FM22		22		106.6													23.8	
YAV800M20*	800 (1500 MCM)	20	38.0	113.6	67.5	52.0	21.0	10				HEAD	ED466BD					
YA47L	800 (1750 MCM)	20	39.6	116.4	67.5	52.0	21.0	10						EDPB2 + Y48PQ2	53M47D	53P46-48C		
YA48L	1000 (2000 MCM)	20	42.2	127.2	77.7	55.0	21.0	10						EDPB2 + Y48PQ2	53M48D	53P46-48C		

N = Nest die, I = Indentor

Y260DBHM takes U-Dies with adaptor 26UADP

* Y46 takes U-Dies with adaptor PUADP-1

Y22BH takes U-Dies with adaptor 22UADP

Y530DBHM takes U-Dies with adaptor 53UADP

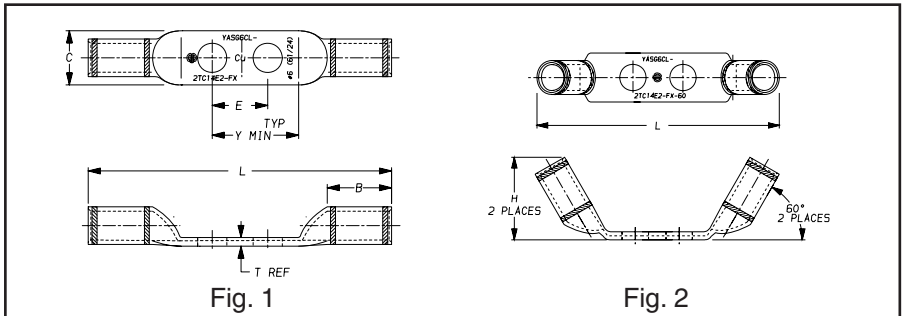
Note: All dimensions shown are for reference only.

TYPE YAS-L-2TC-FX,60

TWO HOLE HYLUG™ - DOUBLE BARREL

COPPER COMPRESSION TERMINAL

UL Listed 90° C,
600 Volts to 35 KV ◆



C-93

CATALOG NUMBER	CONDUCTOR				FIG. NO.	DIMENSIONS							INSTALLATION TOOLING					WIRE STRIP LENGTH
	FLEX	AWG	*** MM ²	BOLT SIZE		B	C	E	H	L	T REF.	Y MIN.	DIE INDEX	COLOR CODE	MECHANICAL		HYDRAULIC	
															MD7-34 MD6 OUR840	Y1MRTC Y2MR Y8MRB-1		
YASG8CL-2TC14E2-FX	#8 WELD 37/24	#8 AWG	10	1/4"	1	.44	.44	.75	-	2.7 (70)	.08	1.14 (29)	49	RED	W8CVT W8CRT (1)	Y8MRB-1 Y2MR (1) Y1MRTC (1)	U8CRT (1)	1/2"
YASG8CL-2TC14E2-FX-60					2	(11)	(11)	(19)	.66 (17)	2.6 (67)								
YASG6CL-2TC14E2-FX	#6 WELD 61/24	#6 AWG	16	1/4"	1	.50	.48	.75	-	3.0 (78)	.08	1.14 (29)	7 or 374	BLUE	W5CVT W5CRT (1)	Y2MR (1) Y1MRTC (1)	U5CRT (1)	9/16"
YASG6CL-2TC14E2-FX-60					2	(13)	(12)	(19)	.68 (17)	2.9 (75)								
YASV6CL-2TC14E2-FX**	#6 WELD 61/24	#6 AWG	16	1/4"	1	.50	.48	.75	-	3.0 (78)	.08	1.14 (29)	7 or 374	BLUE	W5CVT W5CRT (1)	Y2MR (1) Y1MRTC (1)	U5CRT (1)	9/16"
YASV6CL-2TC14E2-FX-60**					2	(13)	(12)	(19)	.68 (17)	2.9 (75)								

◆ For applications greater than 2000 Volts consult cable manufacturer for voltage stress relief instructions.

* Use PUADP-1 adapter with "U" dies in Y46 HYPRESS™.

** Type YASV series have inspection hole.

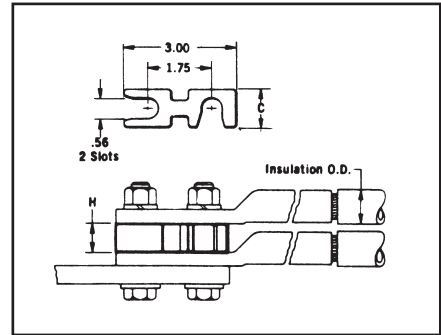

*** The MM² conductor sizes listed are the recommendations for Class 2 and Class 5 conductor.

Note: All dimensions shown are for reference only.

TYPE ASA-U

HYSTACK™

TERMINAL STACKING ADAPTOR FOR ALUMINUM AND COPPER TERMINALS



C-94

The HYSTACK™ adaptor is specially designed to allow standard terminals to be stacked on two or four hole NEMA transformer or equipment terminal pads. HYSTACK™ is tin-plated, high-conductivity aluminum to provide optimum corrosion resistance. Only three sizes accommodate terminals from 250 mcm through 1000 mcm to help keep costly inventories to a minimum.



ACCOMMODATES COPPER AND ALUMINUM COMPRESSION TERMINALS

CONDUCTOR MAX.	INSULATION O.D.	CATALOG NUMBER	C	H
250 mcm	.868	ASA250U	1.00	.77
800 mcm	1.372	ASA800U	1.00	1.13
1000 mcm	1.494	ASA1000U	1.25	1.25

To stack 4 hole NEMA drilled terminals use 2 adaptors assembled side by side.

ASA-U stacking adaptors are recommended for use with any BURNDY® UL listed compression terminal, 2 or 4 hole NEMA pad aluminum and copper lugs, types YA, YA-L, YA-A, and for all 2-hole NEMA spaced lugs in the OVERHEAD and UNDERGROUND catalog sections.



Note: All dimensions shown are for reference only.

TYPE CUSA

HYSTACK™

TERMINAL STACKING ADAPTOR

This HYSTACK™ adaptor is specially designed to get terminals to the back end of a bus bar or other areas that require terminals to be elevated off the mounting surface. This HYSTACK™ is made from high conductivity copper and tin-plated to provide optimum corrosion resistance. It will accommodate #10 AWG through 750 kcmil HYLUGS™.



Catalog Number	Stud Hole Size	Stud Hole Spacing	Length	Width	Height
CUSA442TC38	3/8"	1"	1.75"	1.12"	1.50"
CUSA442NTC	1/2"	1 - 3/4"	2.50"	1.12"	1.50"

Reference: Catalog number TMH332.

This TMH332 Kit has just the right hardware when using the CUSA442TC38 HYSTACK™ on a 1/4" bus bar with a 4/0 through 750 kcmil HYLUG™.

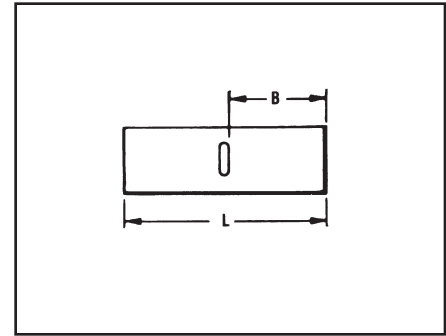

Note: All dimensions shown are for reference only.

TYPE YS-L

HYLINK™ SPLICE STANDARD BARREL

COPPER COMPRESSION

UL Listed 90° C,
600 Volts to 35 KV ◆



Features and Benefits

- Standard barrel length.
 - ◇ Ideal for limited space applications while providing ample barrel length for proper crimp.
- Four (4) center conductor stops.
 - ◇ Provides a center wire stop for proper conductor insertion.

Catalog Number	Conductor		Dimensions		Dieless (# of crimps)	Installation Tooling ▲						Wire Strip Length
	AWG	*** MM ²	L	B		Mechanical			Y35, ■ Y39, Y750, Y46*		▲ Die Index & Embossment	
						Y1MRTC Y2MR	MD7-34R	MD6 OUR840	Die Number (# crimps)	Color Code		
YS8C-L BOX	8 str.	10	1.00	.41	Y81KFT (1) Y81KFTMBH (1) PAT81KFT-18V (1)	Y2MR (1)	W8CVT (1)	X8CRT (1)	U8CRT (1)	Red	49	1/2"
YS6C-L BOX	6 str.	—	1.75	.81		Y1MRTC (1)	W5CVT (1)	X5CRT (1)	U5CRT (1)	Blue	7 or 374	7/8"
YS5C-L BOX	5 str.	16	1.90	.81		Y2MR (2)	W4CVT (1)	X4CRT (1)	U4CRT (1)	Gray	8 or 346	7/8"
YS4C-L BOX	4 str.	—	1.75	.81		Y1MRTC (2)	—	—	U3CRT (1)	White	9	15/16"
YS3C-L	3 str.	25	2.05	.88		Y2MR (2)	W2CVT (1)	X2CRT (1)	U2CRT (1)	Brown	10	15/16"
YS2C-L BOX	2 str.	—	2.00	.88		Y1MRTC (2)	W1CVT (1)	X1CRT (1)	U1CRT-1 (1)	Green	11 or 375	15/16"
YS1C-L BOX	1 str.	50	2.06	.88		Y81KFT (2) Y81KFTMBH (2) PAT81KFT-18V (2)	W25VT (2)	X25RT (2)	U25RT (1)	Pink	12 or 348	15/16"
YS25-L BOX	1/0 str.	—	2.08	.88			W26VT (2)	X26RT (2)	U26RT (1)	Black	13	1"
YS26-L BOX	2/0 str.	70	2.17	.94			W27VT (2)	X27RT (2)	U27RT (1)	Orange	14	1-1/16"
YS27-L BOX	3/0 str.	95	2.30	1.00			W28VT (2)	X28RT (2)	U28RT (1)	Purple	15	1-1/16"
YS28-L BOX	4/0 str.	—	2.32	1.00	W29VT (2)		—	U29RT (1)	Yellow	16	1-1/8"	
YS29-L BOX	250 kcmil	120	2.46	1.06	W30VT (2)		—	U30RT (2)	White	17 or 298	1-1/8"	
YS30-L	300 kcmil	150	2.47	1.06	W31VT (2)		—	U31RT (2)	Red	18 or 324	1-3/16"	
YS31-L	350 kcmil	185	2.60	1.12	W32VT (2)		—	U32RT (2)	Blue	19 or 470	1-1/4"	
YS32-L	400 kcmil	—	2.74	1.19	W34VT (2)		—	U34RT (2)	Brown	20 or 299	1-7/16"	
YS34-L	500 kcmil	240	3.15	1.38	—		—	U36RT (2)	Green	22 or 472	1-7/16"	
YS36-L	600 kcmil	300	3.22	1.38	Y81KFT (3) Y81KFTMBH (3) PAT81KFT-18V (3)	—	—	U38RT (2)	Pink	400	1-7/16"	
YS38-L	700 kcmil	—	3.22	1.38		—	—	U39RT (2)	Black	24	1-11/16"	
YS39-L	750 kcmil	—	3.72	1.62		—	—	P44RT** (2)	White	27	1-15/16"	
YS44-L	1000 kcmil	500	4.28	1.88		—	—	—	—	—	—	—

▲ See tooling section of this catalog for complete tool and die listings.
* Use PUADP-1 adaptor with "U" dies in Y46 HYPRESS™.

** P44RT for use with Y46 HYPRESS™ only. PUADP-1 adaptor not required.
*** The MM² conductor sizes listed are the recommendations for Class 2 conductor.

■ The maximum size for the Y35 is 400 kcmil insulated code cable.
■ For applications greater than 2000 Volts consult cable manufacturer for voltage stress relief instructions.
Note: All dimensions shown are for reference only.

BURNDY® Products FCI

Compression

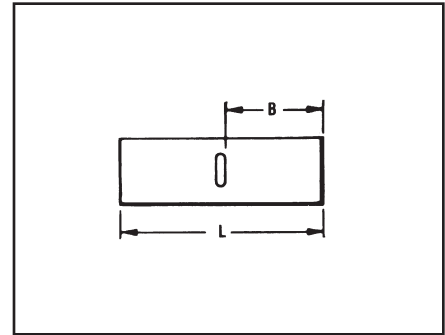
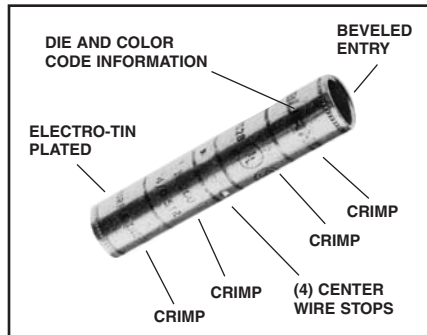
TYPE YS

HYLINK™ SPLICE - LONG BARREL

COPPER COMPRESSION SPLICE

UL Listed 90° C,
600 Volts to 35 KV ◆

C-96



Features and Benefits

- Long barrel length.
 - ◆ Ideal for 600 volt heavy duty applications. Also may be used at higher voltages up to 35KV.
- Four (4) center conductor stops.
 - ◆ Provides a center wire stop for proper conductor insertion.
- High pull out force.
 - ◆ Provides added security for much greater mechanical and electrical properties.

Catalog Number	Conductor		Dimensions		Dieless (# of crimps)	Installation Tooling ▲					Wire Strip Length	
	AWG	*** MM ²	L	B		Mechanical			Y35 ■, Y39, Y750, Y46*			▲ Die Index & Embossment
						Y1MRTC Y2MR	MD7-34R	MD6 OUR840	Die Number (# crimps)	Color Code		
YS8C	8 str.	10	1.75	.78	Y81KFT (1) Y81KFTMBH (1) PAT81KFT-18V (1)	Y2MR (2)	W8CVT (2)	X8CRT (2)	U8CRT (2)	Red	49	7/8"
YS6C	6 str.	—	2.38	1.09		Y1MRTC (2)	W5CVT (2)	X5CRT (2)	U5CRT (2)	Blue	7 or 374	1-3/16"
YS5C	5 str.	16	2.55	1.09		Y2MR (4) Y1MRTC (4)	W4CVT (2)	X4CRT (2)	U4CRT (2)	Gray	8 or 346	1-3/16"
YS4C	4 str.	—	2.55	1.09	Y81KFT (2) Y81KFTMBH (2) PAT81KFT-18V (2)	Y1MRTC (4)	—	—	—	White	9	1-5/16"
YS3C	3 str./2 sol.	25	2.80	1.22		Y2MR (4)	W2CVT/W2CRT	W2CVT/W2CRT	U2CRT (2)	Brown	10	1-5/8"
YR2C2WT	2 str. - 2 sol.	25	2.90	1.44		Y1MRTC (4)	W2CVT (2)	X2CRT (2)	U2CRT (2)	Brown	10	1-5/16"
YS2C	2 str.	35	2.82	1.22		Y1MRTC (4)	W1CVT (2)	X1CRT (2)	U1CRT-1 (2)	Green	11 or 375	1-7/16"
YS1C	1 str.	50	3.07	1.34		W25VT (4)	X25RT (4)	U25RT (2)	Pink	12 or 348	1-7/16"	
YS25	1/0 str.	—	3.06	1.34		W26VT (4)	X26RT (4)	U26RT (2)	Black	13	1-9/16"	
YS26	2/0 str.	70	3.30	1.45		W27VT (4)	X27RT (4)	U27RT (2)	Orange	14	1-9/16"	
YS27	3/0 str.	—	3.30	1.45		W28VT (4)	X28RT (4)	U28RT (2)	Purple	15	1-11/16"	
YS28	4/0 str.	—	3.57	1.58		W29VT (4)	—	U29RT (2)	Yellow	16	1-11/16"	
YS29	250 kcmil	120	3.58	1.58		W30VT (4)	—	U30RT (4)	White	17 or 298	2-1/16"	
YS30	300 kcmil	150	4.34	1.95	Y81KFT (3) Y81KFTMBH (3) PAT81KFT-18V (3)	W31VT (4)	—	U31RT (4)	Red	18 or 324	2-1/16"	
YS31	350 kcmil	185	4.35	1.95		W32VT (4)	—	U32RT (4)	Blue	19 or 470	2-3/16"	
YS32	400 kcmil	—	4.62	2.08		W34VT (4)	—	U34RT (4)	Brown	20 or 299	2-5/16"	
YS34	500 kcmil	240	4.91	2.20		Y81KFT (4) Y81KFTMBH (4) PAT81KFT-18V (4)	—	—	U36RT (4)	Green	22 or 472	2-3/4"
YS36	600 kcmil	300	5.85	2.63	—		—	U39RT (4)	Black	24	2-15/16"	
YS39	750 kcmil	—	6.38	2.81	—		—	P44RT** (4)	White	27	3-1/16"	
YS44	1000 kcmil	500	6.95	2.94	—		—	P46RT** (6)	Green	31	3-1/4"	
YS46	1500 kcmil	—	7.01	3.13	—		—	L48RT (4)	Brown	34	3-3/8"	
YS48	2000 kcmil	—	7.57	3.27	—		—	—	—	—	—	—

① Not color coded.

* Use PUADP-1 adapter with "U" dies in Y46 HYPRESS™.

** P44RT for use with Y46 HYPRESS™ only. PUADP-1 adapter not required.

*** The MM² conductor sizes listed are the recommendations for Class 2 conductor.

■ The maximum size for the Y35 is 400 kcmil.

▲ See tooling section of this catalog for complete tool and die listings.

◆ For applications greater than 2000 Volts consult cable manufacturer for voltage stress relief instructions.

† Requires Y60BHU HYPRESS™ with L48RT die set.

Note: All dimensions shown are for reference only.

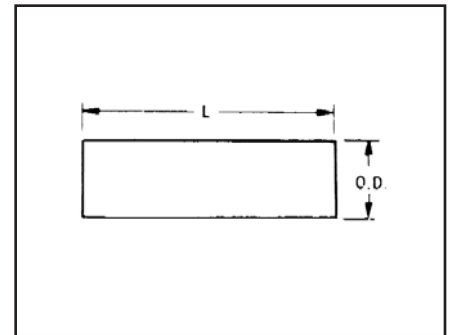

TYPES Y-R

REDUCING ADAPTER

FOR COPPER

600 Volts to 35 KV◆

The Y-R reducing adapter has been designed to allow large size, long barrel, copper long barrel HYDENT™, HYSPLICE™ and HYTEE™ terminals, splices, and "T" taps to be used on smaller conductor sizes. To use, simply insert the reducer into the barrel, insert the wire into the reducer adapter and crimp the outer barrel using its recommended tooling.

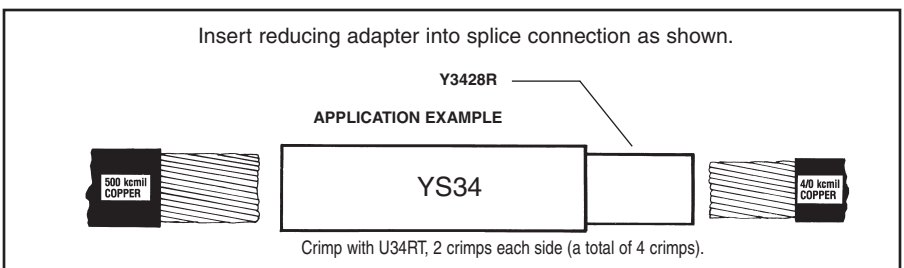


Features and Benefits

- Wide range of conductors are accommodated.
 - ◇ Lowers inventory requirements and affords maximum versatility.
- Same die set for all legs of the connection.
 - ◇ Permits the same tool and die combination normally used on the compression barrel.
- Length fits the long barrel connector design (YS, YA).
 - ◇ Can be used on all long barrel connectors. Field cut to fit shorter length compression barrels (YS-L, YA-L).
- Manufactured from high conductivity electrolytic copper and electro-tin plated.
 - ◇ Provides maximum conductivity low resistance and ductility for an excellent combination of electrical and crimp forming properties, and provides long lasting corrosion resistance.

CATALOG NUMBER	WIRE RANGE		DIMENSIONS	
	FROM	TO	MAX O.D.	L
Y286CR	4/0 str.	6, 8 str. 6 sol.	.534	1.75
Y284WR		4 sol.		
Y284CR		4 str.		
Y282CR		2 str.		
Y281CR		1 str.		
Y2825R		1/0 str.		
Y2826R		2/0 str.		
Y2827R		3/0 str.		
Y2928R	250 kcmil	4/0	.582	1.62
Y302CR	300 kcmil	2	.637	2.00
Y304CR		4		
Y3025R		1/0		
Y3026R		2/0		
Y3027R		3/0		
Y3028R		4/0		
Y3126R	350 kcmil	2/0	.687	2.00
Y3128R		4/0		
Y3129R		250		
Y342CR	500 kcmil	2 str.	.821	2.50
Y3425R		1/0 str.		
Y3426R		2/0 str.		
Y3427R		3/0 str.		
Y3428R		4/0 str.		
Y3429R		250 kcmil		
Y3430R		300 kcmil		
Y3431R		350 kcmil		
Y3432R	400 kcmil			
Y3934R	750 kcmil	500 kcmil	.637	2.50
Y3936R		600 kcmil		
Y4439R	1000 kcmil	750 kcmil	1.296	3.19

Note: All dimensions shown are for reference only.



TYPE YS-LB

HYLINK™

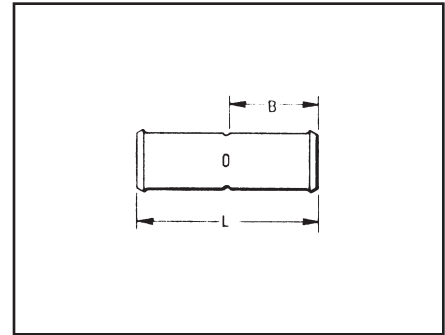

UNINSULATED
BELLED COPPER
COMPRESSION SPLICE

STANDARD LENGTH
BELLED BARREL

C-98

UL Listed 90° C,
600 Volts to 35 kV◆

HYLINK™ type YS-LB splices are designed for flexible and extra flexible copper conductors used in mining machines, locomotives, welding cables and other flexible cable applications. The seamless, high conductivity copper, electro-tin plated belled barrel provides for easy insertion of flexible stranded conductors and the nest indenter die system provides an excellent electrical and mechanical connection.



Features and Benefits

- Belled barrel ends.
 - ◇ Provides easy cable insertion into the splice barrel and smooth cable strain relief during cable flexing and movement.
- Standard length barrel.
 - ◇ Permits easy passage around pulleys yet is long enough for easy crimping.



CATALOG NUMBER	COPPER CABLES *											
	CODE CABLE FLEX CABLE	NAVY CABLE	FLEXIBLE AND EXTRA FLEXIBLE CABLES							METRIC CABLE	DIMENSION	
			CLASS "G"	CLASS "H"	CLASS "I"	BATTERY CABLE CLASS "K"	WELDING CABLE CLASS "M"	LOCOMOTIVE CABLE	"B"		"L"	
YS5C-LB	—	—	—	—	—	—	—	—	—	—	.81	1.75
	6 FLEX	—	#6 (49 str)	#6 (133 str)	#6 (63/24)	#6 (266/30)	#6 (665/34)	#6 (61/24)	—	—	.81	1.75
YS4C-LB	—	—	—	—	—	—	—	—	—	—	.81	1.75
	5 FLEX	—	#5 (49 str)	#5 (133 str)	#5 (84/24)	#5 (336/30)	#5 (836/34)	#5 (91/24)	—	—	.81	1.75
YS3C-LB	—	—	—	—	—	—	—	—	—	—	.81	1.88
	4 FLEX	—	#4 (49 str)	#4 (133 str)	#4 (105/24)	#4 (420/30)	#4 (1064/34)	#4 (105/24)	—	—	.81	1.88
YS2C-LB	—	—	—	—	—	—	—	—	—	—	.81	1.88
	3 FLEX	—	#3 (49 str)	#3 (133 str)	#3 (133/24)	#3 (532/30)	#3 (1323/24)	#3 (125/24)	—	—	.81	1.88
YS1C-LB	—	—	—	—	—	—	—	—	—	—	.81	1.88
	2 FLEX	—	#2 (49 str)	#2 (133 str)	#2 (161/24)	#2 (665/30)	#2 (1666/34)	#2 (150/24)	—	—	.81	1.88
YS25-LB	—	—	—	—	—	—	—	—	—	—	.81	1.88
	1 FLEX	—	#1 (133 str)	#1 (259 str)	#1 (210/24)	#1 (836/30)	#1 (2107/34)	#1 (225/24)	—	—	.81	1.88
YS26-LB	—	—	—	—	—	—	—	—	—	—	.94	2.00
	1/0 FLEX	—	1/0 (133 str)	1/0 (259 str)	1/0 (266/24)	1/0 (1064/30)	1/0 (2646/34)	1/0 (275/24)	—	—	.94	2.00
YS27-LB	—	—	—	—	—	—	—	—	—	—	1.00	2.13
	2/0 FLEX	—	2/0 (133 str)	2/0 (259 str)	2/0 (342/24)	2/0 (1323/30)	2/0 (3325/34)	2/0 (325/24)	—	—	1.00	2.13
YS28-LB	—	—	—	—	—	—	—	—	—	—	1.00	2.13
	3/0 FLEX	—	3/0 (133 str)	3/0 (259 str)	3/0 (418/24)	3/0 (1666/30)	—	3/0 (450/24)	—	—	1.00	2.13
YS29-LB	—	—	—	—	—	—	—	—	—	—	1.06	2.25
	4/0 FLEX	—	4/0 (133 str)	4/0 (259 str)	—	—	—	—	—	—	1.06	2.25
YS30-LB	—	—	—	—	—	—	—	—	—	—	1.06	2.25
	4/0 - 250 FLEX	—	250 kcmil (259 str)	250 kcmil (427 str)	4/0 (532/24)	4/0 (2107/30)	4/0 (5320/34)	4/0 (550/24)	—	—	1.06	2.25


◆ Contact BURNDY® for conductors not shown.
◆ For applications greater than 2000 Volts consult cable manufacturer for voltage stress relief instructions.
Note: All dimensions shown are for reference only.

TYPE YS-LB

HYLINK™

UNINSULATED BELLED COPPER COMPRESSION SPLICE

STANDARD LENGTH BELLED BARREL



UL Listed 90° C,
600 Volts to 35 kV◆



C-99

(INSTALLATION TOOLING)

Catalog Number	Code Cable	Installation Tooling ▲						Hydraulic Tooling, Die Sets, (# of crimps) ▲			WIRE STRIP LENGTH
		Dieless (# of crimps)	Dieless HYTOOL (# of crimps)	Die Index	Color Code	Die Type	Y35†	Y39†, Y750†	Y46*†		
							U6CD-1 (1) Y34PR (1)	U6CD-1 (1) Y34PR (1)	U6CD-1 (1) Y34PR (1)		
① YS5C-LB	6 flex	Y81KFT (1) Y81KFTMBH (1) PAT81KFT-18V (1)	MY29-11 (1) (1 Crimp/end)	1014	—	Nest Indentor	U6CD-1 (1) Y34PR (1)	U6CD-1 (1) Y34PR (1)	U6CD-1 (1) Y34PR (1)	7/8"	
YS4C-LB	5 flex			1015			U4CD-1 (1) Y34PR (1)	U4CD-1 (1) Y34PR (1)	U4CD-1 (1) Y34PR (1)	7/8"	
YS3C-LB	4 flex			1016			U3CD-1 (1) Y34PR (1)	U3CD-1 (1) Y34PR (1)	U3CD-1 (1) Y34PR (1)	15/16"	
YS2C-LB	3 flex			1017			U2CD-1 (1) Y34PR (1)	U2CD-1 (1) Y34PR (1)	U2CD-1 (1) Y34PR (1)	15/16"	
YS1C-LB	2 flex			1018			U1CD-1 (1) Y34PR (1)	U1CD-1 (1) Y34PR (1)	U1CD-1 (1) Y34PR (1)	15/16"	
YS25-LB	1 flex			1019			U25D-1 (1) Y34PR-2 (1)	U25D-1 (1) Y34PR-2 (1)	U25D-1 (1) Y34PR-2 (1)	15/16"	
YS26-LB	1/0 flex			1020			U26D-1 (1) Y34PR-2 (1)	U26D-1 (1) Y34PR-2 (1)	U26D-1 (1) Y34PR-2 (1)	1"	
YS27-LB	2/0 flex			1021			U27D-1 (1) Y34PR-2 (1)	U27D-1 (1) Y34PR-2 (1)	U27D-1 (1) Y34PR-2 (1)	1-1/16"	
YS28-LB	3/0 flex			1022			—	U28D-1 (1) Y34PR-2 (1)	U28D-1 (1) Y34PR-2 (1)	1-1/16"	
YS29-LB	4/0 flex			1023				U29D-1 (1) Y34PR-2 (1)	U29D-1 (1) Y34PR-2 (1)	1-1/16"	
YS30-LB	4/0-250 flex	1024	U30D-1 (1) Y34PR-2 (1)	U30D-1 (1) Y34PR-2 (1)	1-1/8"						

† Use Y35P3 adaptor with Y34PR indentor.
 * Use PUADP-1 adaptor with U-DIES in Y46 HYPRESS™.
 ▲ See Tooling section in this catalog for complete tool and die listings.
 ① Not color coded
 ◆ For applications greater than 2000 Volts consult cable manufacturer for voltage stress relief instructions.
Note: All dimensions shown are for reference only.

BURNDY® Products FCI

Compression

TYPES YS-T AND YSP-T

HIGH-VOLTAGE HYLINKS™

UNINSULATED HIGH VOLTAGE COPPER COMPRESSION SPLICE

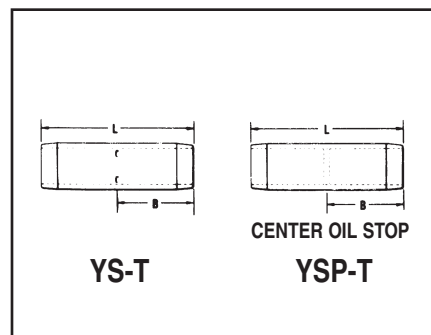
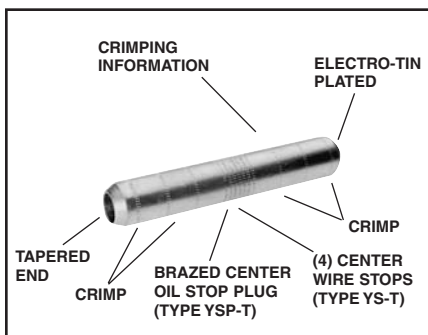
STANDARD BARREL - TAPERED ENDS

UL Listed 90° C, 600 Volts to 35 KV◆

Seamless types YS-T and YSP-T high conductivity copper electro-tin plated compression HYLINK™ high-voltage splices with standard barrel and tapered ends are ideally suited for higher voltage applications from 5KV through 35 KV.

Type YS-T splice connector has four center wire stops for proper conductor insertion.

Type YSP-T splice connector has a brazed in place center plug to prevent the passage of oil between two oil filled conductors or between conductors without oil and conductors with oil and acts as a center wire stop for proper conductor insertion.



Features and Benefits

- Tapered connector ends per EEI standard TD160.
 - ◇ Suitable for use on voltages 5KV through 35KV to aid in preventing corona emission and simplify taping thus lowering installed cost.
- Type YS-T four center wire stops.
 - ◇ Provides a center wire stop for proper conductor insertion.
- Type YSP-T has a center plug permanently brazed in place.
 - ◇ Prevents oil within oil-filled conductors from passing through the splice connector and provides a center strip for proper conductor insertion.



CATALOG NUMBER	CODE	CONDUCTORS	DIMENSIONS		INSTALLATION TOOLING - NEST/INDENTOR ▲					WIRE STRIP LENGTH
					Y34B Y34PR INDENTOR	Y35, Y39, Y750 Y34PR INDENTOR Y35P3 ADAPTOR	Y35, Y39, Y750 Y46*, PAT750 DIE NUMBER (# OF CRIMPS PER END)	DIE INDEX ▲	NO. OF INDENT	
YS-T	YSP-T		B	L	NEST DIE	NEST DIE				
YS6C-T	YSP6C-T	6 str.	.90	2.16	B6CD	U6CD-1	U5CRT (2)	7	1	15/16"
YS4C-T	YSP4C-T	4 str.	.90	2.16	B4CD	U4CD-1	U4CRT (2)	8	1	15/16"
YS2C-T	YSP2C-T	2 str.	.98	2.34	B2CD	U2D-1	U2CRT (2)	10	1	1"
YS1C-T	YSP1C-T	1 str.	.97	2.31	B1CD	U1D-1	U1CRT-1 (2)	11	1	1"
YS25-T	YSP25-T	1/0 str.	.98	2.35	B25D	U25D-1	U25RT (2)	12	1	1-3/32"
YS26-T	YSP26-T	2/0 str.	1.04	2.47	B26D	U26D-1	U26RT (2)	13	1	1-3/32"
YS28-T	YSP28-T	4/0 str.	1.13	2.67	B28D	U28D-1	U28RT (2)	15	1	1-3/16"
YS29-T	YSP29-T	250 kcmil	1.21	2.85	B29D	U29D-1	U29RT (2)	16	1	1-3/32"
YS30-T	YSP30-T	300 kcmil	1.22	2.87	B30D	U30D-1	U30RT (4)	17	2	1-5/16"
YS31-T	YSP31-T	350 kcmil	1.32	3.09	B31D	U31D-1	U31RT (4)	18	2	1-3/5"
YS34-T	YSP34-T	500 kcmil	1.68	3.86	No Die Needed	U34D-1	U34RT (4)	20	2	1-3/4"
YS39-T	YSP39-T	750 kcmil	2.00	4.60	—	—	U39RT (4)	24	2	2-1/8"

* Use adapter PUADP-1 with "U" Dies in Y46 HYPRESS™. Y46 HYPRESS™ uses the same nest indentor and adaptor as the Y35, Y39 and Y750, but with the PUADP-1 adaptors.

■ The maximum size for the Y35 is 400 kcmil.

▲ See tooling section of this catalog for complete tool and die listings.

◆ For applications greater than 2000 Volts consult cable manufacturer for voltage stress relief instructions.

Note: All dimensions shown are for reference only.

BURNDY® Products FCI

Compression

TYPE YS-FXB

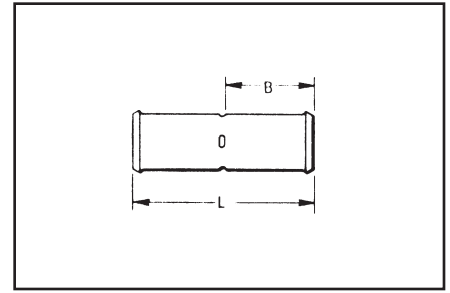
HYLINK™ - SPLICE - BELLED LONG BARREL

UL Listed 90° C,
600 Volts to 35 KV ◆



Features and Benefits

- Long barrel length.
 - ◇ High voltage terminations.
- Four (4) center conductor stops.
 - ◇ Provides a center wire stop for proper conductor insertion.
- High pull out force.
 - ◇ Provides added security for greater mechanical and electrical properties.
- Belled cable entry.
 - ◇ A funnel type entry provide easy insertion of extra flexible cables plus offers mechanical strain relief for individual strands.



C-101

Catalog Number	Conductor		Dimensions		Installation Tooling ▲					Cable Strip Length										
	Flexible Cable Code	AWG	*** MM ²	L (mm)	B (mm)	Dieless (# of crimps/end)	Mechanical	Y35 ■, Y39, Y750, Y46*	Die Number (# of crimps/end)											
YS8C-FXB	#8 Str. (37/24)	#8 AWG	10	1.99 (51)	.90 (23)	Y81KFT (1) Y81KFTMBH (1) PAT81KFT-18V (1)	Y1MRTC Y2MR	49	Red	U8CRT (2)	1" (25)									
YSV6C-FXB	#6 Str. (61/24)	#6 AWG	†	2.62 (67)	1.22 (31)						Y2MR (2) Y1MR (2)	7	Blue	U5CRT (2)	1-5/16" (33)					
YS5C-FXB	#5 Str. (91/24)	#5 AWG	—	2.62 (67)	1.22 (31)						Y2MR (4) Y1MR (4)	7	Blue	U5CRT (2)	1-5/16" (33)					
YSV4C-FXB	#4 Str. (91/24-105/24)	#4 AWG	—	2.62 (67)	1.22 (31)						Y2MR (4) Y1MR (4)	8	Gray	U4CRT (2)	1-5/16" (33)					
YS3C-FXB	#3 Str. (105/24-125/24)	#3 AWG	25	2.87 (73)	1.47 (37)						Y1MR (4)	9	White	U3CRT (2)	1-9/16" (40)					
YSV2C-FXB	#2 Str. (125/24-150/24)	#2 AWG	35	2.89 (73)	1.35 (34)						Y2MR (4) Y1MR (4)	10	Brown	U2CRT (2)	1-7/16" (37)					
YSV1C-FXB	#1 Str. (175/24-225/24)	#1 AWG	—	3.18 (81)	1.50 (38)						—	11	Green	U1CRT-1 (4)	1-9/16" (40)					
YSV25-FXB	1/0 Str. (275/24)	1/0 AWG	50	3.18 (81)	1.50 (38)										12	Pink	U25RT (4)	1-9/16" (40)		
YSV26-FXB	2/0 Str. (325/24)	2/0 AWG	70	3.44 (87)	1.63 (41)										13	Black	U26RT (4)	1-11/16" (43)		
YSV27-FXB	3/0 Str. (450/24)	3/0 AWG	95	3.46 (88)	1.64 (42)										14	Orange	U27RT (4)	1-11/16" (43)		
YSV28-FXB	4/0 Str. (550/24)	4/0 AWG	†	3.72 (94)	1.77 (45)										15	Purple	U28RT (4)	1-7/8" (48)		
YS30-FXB	250 kcmil Flex Class G 259 STR. Class H 427 STR.	—	—	4.51 (115)	2.16 (55)										Y81KFT (2) Y81KFTMBH (2) PAT81KFT-18V (2)	—	16	Yellow	U29RT (4)	2-1/4" (57)
YS31-FXB	263 kcmil (650/24) 250 Flex Class I, K, M	150	—	4.54 (115)	2.18 (55)															17
YS32-FXB	313.1 kcmil (775/24) 300 kcmil Nom.	185	—	4.82 (122)	2.32 (59)	18	Red	U31RT (4)	2-7/16" (62)											
YS34-FXB	373 kcmil (925/24) 350 kcmil Nom.	240	—	5.14 (131)	2.48 (63)	19	Blue	U32RT (4)	2-9/16" (65)											
YS36-FXB	444.4 kcmil (1100/24) 450 kcmil Nom.	300	—	6.09 (155)	2.95 (75)	20	Brown	U34RT (4)	3-1/16" (79)											
YS38-FXB	535.3 kcmil (1325/24) 500 kcmil Nom.	—	—	6.34 (161)	3.08 (78)	L99	Pink	U38XRT (4)	3-3/16" (81)											
YS40-FXB	646 kcmil (1600/24) 600 kcmil Nom.	400	—	6.66 (1.69)	3.24 (82)	24	Black	U39RT (4)	3-5/16" (84)											
YS44-FXB	777.7 kcmil (1925/24) 750 kcmil Nom.	500	—	6.84 (174)	3.33 (85)	L115	Yellow	U44XRT (4)	3-7/16" (87)											

* Use PUADP-1 adapter with "U" dies in Y46 HYPRESS™.

** P44RT and P46RT dies sets are for use with Y46 HYPRESS™ only. PUADP-1 adapter not required.

*** The MM² conductor sizes listed are the recommendations for Class 5 conductor.

† 16mm² and 120mm² referenced are for both Class 2 and Class 5

■ The maximum size for the Y35 is 373.7 kcmil.

▲ See tooling section of this catalog for complete tool and die listings.

◆ For applications greater than 2000 Volts consult cable manufacturer for voltage stress relief instructions.

Note: All dimensions shown are for reference only.

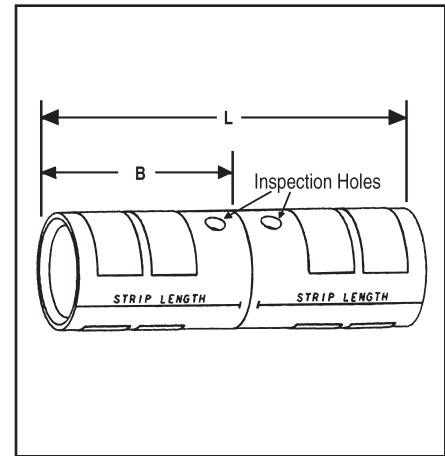
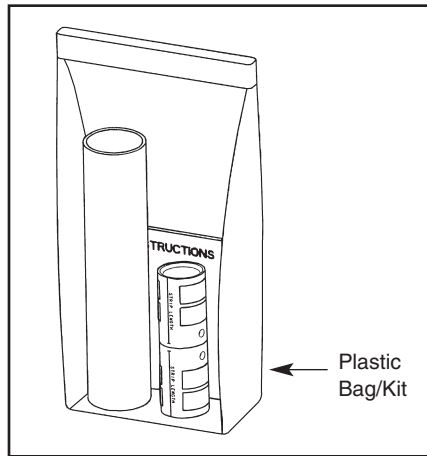
TYPE YS-TC

HYSPlice™

In-line Splice Kits for Telecommunications Applications

YS-TC kits are for splicing cables and covering the connection with **clear** heat shrink. Splices are constructed from seamless, high conductivity electrolytic copper tubing for maximum conductivity and tin-plated to resist corrosion. Each YS-TC splice is provided with inspection holes and cable stops. The YS-TC family also features the BURNDY® color code system.

C-102



Wire Size		* Clear Heat Shrink Kit Catalog Number	Connector					Wire Strip Length
			Barrel Type	Dimensions		Color Code	Die Index	
				Barrel B	Length L			
750 kcmil FLEX	500 mm ² Class 5	YS44FXLTCKITC	Standard	1.90	4.30	Yellow	L115	1.96
750 kcmil CODE	—	YS39LTCKITC	Standard	1.62	3.68	Black	23	1.67
500 kcmil FLEX	300 mm ² Class 5	YS38FXLTCKITC	Standard	1.71	3.87	Pink	L99	1.77
500 kcmil CODE	240 mm ² Class 2	YS34LTCKITC	Standard	1.56	3.51	Brown	20	1.60
350 kcmil FLEX	240 mm ² Class 5	YS34FXLTCKITC	Standard	1.56	3.51	Blue	19 or L80	1.60
350 kcmil CODE	185 mm ² Class 2	YS31LTCKITC	Standard	1.39	3.10	Red	17	1.42
4/0 AWG FLEX	—	YS29FXLTCKITC	Standard	1.36	2.98	Yellow	16	1.38
4/0 AWG CODE	—	YS28LTCKITC	Standard	1.23	2.69	Purple	15	1.24
2/0 AWG FLEX or CODE	70 mm ² Class 5	YS26FXLTCKITC	Standard	1.09	2.41	Black	13	1.10
1/0 AWG FLEX or CODE	50 mm ² Class 5	YS25FXLTCKITC	Standard	0.98	2.18	Pink	12	1.00
#2 AWG FLEX or CODE	35 mm ² Class 5	YS2CFXLTCKITC	Standard	0.77	1.73	Brown	10	0.78

* Clear Heatshrink – UL224 VW1 Listed – passes TELCORDIA GR-347-CORE “Abrasion and Cut Test”. (Up to 750 kcmil Class B code cable. Contact factory for 750 flex cable applications.)

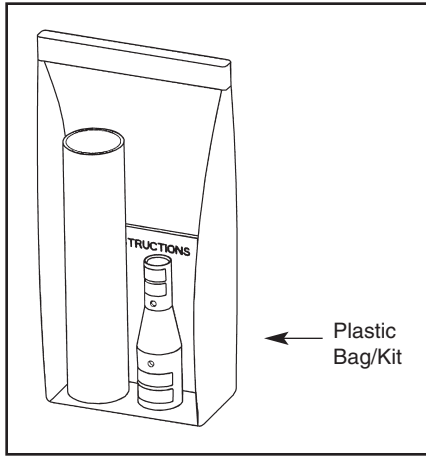
Note: All dimensions shown are for reference only.

TYPE YSR-TC

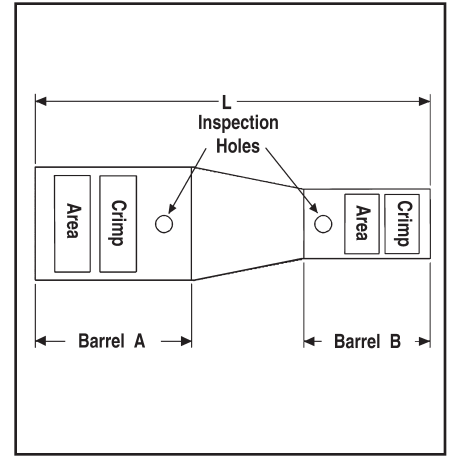
HYREDUCER™

In-line Reducer Splice Kits for Telecommunications Applications

YSR-TC reducing splice kits provide for splicing two different cable sizes with inspection holes. The larger conductor is inserted first and butts against the center of the connector where the smaller barrel begins. Constructed from seamless, high conductivity electrolytic copper tubing for maximum conductivity, and tin plated to resist corrosion. The YSR-TC family also features the BURNDY® color code system.



← Plastic Bag/Kit



C-103

Wire Range				** Clear Heat Shrink Kit Catalog Number	Connector									
Barrel A		Barrel B			Barrel Type	Dimensions			Color Code		Die Index		Wire Strip Length	
AWG	mm ²	AWG	mm ²			Barrel A	Barrel B	L	Barrel A	Barrel B	Barrel A	Barrel B	Barrel A	Barrel B
750 Kcmil FLEX	500 mm ² Class 5	750 Kcmil CODE	—	YSR44FX39LTCKITC	Standard	2.09	1.78	4.38	Yellow	Black	L115	24	1.96	1.67
		500 Kcmil CODE	240 mm ² Class 2	YSR44FX34LTCKITC	Standard	2.09	1.69	4.91	Yellow	Brown	L115	20	1.96	1.60
		500 Kcmil FLEX	300 mm ² Class 5	YSR44FX38FXLKITC	Standard	2.09	1.88	4.61	Yellow	Pink	L115	L99	1.96	1.77
		350 Kcmil CODE	185 mm ² Class 2	YSR44FX31LTCKITC	Standard	2.09	1.49	5.18	Yellow	Red	L115	18	1.96	1.41
		350 Kcmil FLEX	240 mm ² Class 5	YSR44FX34FXLKITC	Standard	2.09	1.69	4.91	Yellow	Blue	L115	19 or L80	1.96	1.60
		4/0 AWG FLEX	—	YSR44FX29FXLKITC	Standard	2.09	1.44	5.33	Yellow	Yellow	L115	16	1.96	1.38
750 Kcmil CODE	—	500 Kcmil FLEX	300 mm ² Class 5	YSR3938FXLKITC	Standard	1.78	1.88	3.79	Black	Pink	24	L99	1.67	1.77
		350 Kcmil CODE	185 mm ² Class 2	YSR3931LTCKITC	Standard	1.78	1.49	4.36	Black	Red	24	18	1.67	1.41
		350 Kcmil FLEX	240 mm ² Class 5	YSR3934FXLKITC	Standard	1.78	1.69	4.09	Black	Blue	24	19 or L80	1.67	1.60
		4/0 AWG CODE	—	YSR3928LTCKITC	Standard	1.78	1.30	4.65	Black	Purple	24	15	1.67	1.24
		4/0 AWG FLEX	—	YSR3929FXLKITC	Standard	1.78	1.44	4.51	Black	Yellow	24	16	1.67	1.38
500 Kcmil FLEX	300 mm ² Class 5	350 Kcmil CODE	185 mm ² Class 2	YSR38FX31LTCKITC	Standard	1.88	1.49	4.33	Pink	Red	L99	18	1.77	1.41
		350 Kcmil FLEX	240 mm ² Class 5	YSR38FX34FXLKITC	Standard	1.88	1.69	4.06	Pink	Blue	L99	19 or L80	1.77	1.60
		4/0 AWG CODE	—	YSR38FX28LTCKITC	Standard	1.88	1.30	4.62	Pink	Purple	L99	15	1.77	1.24
		4/0 AWG FLEX	—	YSR38FX29FXLKITC	Standard	1.88	1.44	4.48	Pink	Yellow	L99	16	1.77	1.38
500 Kcmil CODE	240 mm ² Class 2	350 Kcmil CODE	185 mm ² Class 2	YSR3431LTCKITC	Standard	1.69	1.49	3.66	Brown	Red	20	18	1.60	1.41
		350 Kcmil FLEX	240 mm ² Class 5	YSR3434FXLKITC	Standard	1.69	1.69	3.39	Brown	Blue	20	19 or L80	1.60	1.60
		4/0 AWG CODE	—	YSR3428LTCKITC	Standard	1.69	1.30	3.95	Brown	Purple	20	15	1.60	1.24

† Provided with 2 heat shrink tubings. One will overlap the other. Install the smaller first and larger second.

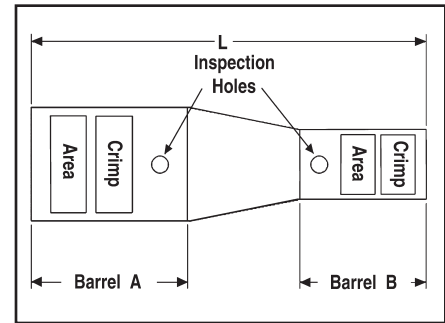
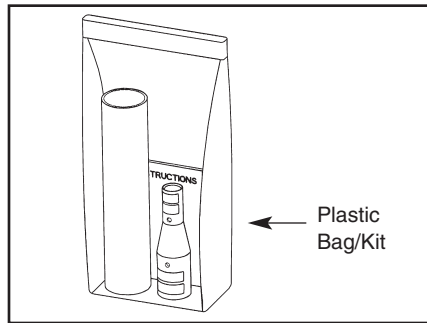
** Clear Heatshrink – UL224 VW1 Listed – passes TELCORDIA GR-347-CORE “Abrasion and Cut Test”. (Up to 750 Kcmil Class B code cable. Contact factory for 750 flex cable applications.)

Note: All dimensions shown are for reference only.

TYPE YSR-TC

HYREDUCER™ (Continued)

In-line Reducer Splice Kits for
Telecommunications
Applications



C-104

Wire Range				** Clear Heat Shrink Kit Catalog Number	Barrel Type	Connector							Wire Strip Length	
Barrel A		Barrel B				Dimensions			Color Code		Die Index		Barrel A	Barrel B
AWG	mm ²	AWG	mm ²			Barrel A	Barrel B	L	Barrel A	Barrel B	Barrel A	Barrel B	Barrel A	Barrel B
500 kcmil CODE	240 mm ² Class 2	4/0 AWG FLEX	—	YSR3429FXLKITC	Standard	1.69	1.44	3.81	Brown	Yellow	20	16	1.60	1.38
		1/0 AWG FLEX or CODE	50 mm ² Class 5	YSR3425FXLTCKITC	Standard	1.69	1.04	4.01	Brown	Pink	20	12	1.60	1.00
350 kcmil FLEX	240 mm ² Class 5	4/0 AWG FLEX	120 mm ² Class 5 or Class 2	YSR34FX28FXLTCKITC	Standard	1.69	1.43	3.86	Blue	Purple	19 or L80	15	1.60	1.36
		4/0 AWG CODE	—	YSR34FX28LTCKITC	Standard	1.69	1.30	3.95	Blue	Purple	19 or L80	15	1.60	1.24
		4/0 AWG FLEX	—	YSR34FX29FXLKITC	Standard	1.69	1.44	3.81	Blue	Yellow	19 or L80	16	1.60	1.38
		1/0 AWG CODE	50 mm ² Class 5	YSR34FX25FXLTCKITC	Standard	1.69	1.04	4.01	Blue	Pink	19 or L80	12	1.60	1.00
350 kcmil CODE	185 mm ² Class 2	4/0 AWG CODE	—	YSR3128LTCKITC	Standard	1.49	1.30	3.27	Red	Purple	18	15	1.41	1.24
		4/0 AWG FLEX	—	YSR3129FXLKITC	Standard	1.49	1.44	3.13	Red	Yellow	18	16	1.41	1.38
		1/0 AWG FLEX or CODE	50 mm ² Class 5	YSR3125FXLTCKITC	Standard	1.49	1.04	3.33	Red	Pink	18	12	1.41	1.00
		#2 AWG FLEX or CODE	35 mm ² Class 5 or Class 2	YSR312CFXLTCKITC	Standard	1.49	0.82	3.37	Red	Brown	18	10	1.41	0.78
300 kcmil FLEX	185 mm ² Class 5	4/0 AWG FLEX	120 mm ² Class 5 or Class 2	YSR32FX29FXLTCKITC	Standard	1.57	1.43	3.46	Red	Yellow	18	16	1.48	1.36
4/0 AWG FLEX	—	1/0 AWG FLEX or CODE	50 mm ² Class 5	YSR29FX25FXLTCKITC	Standard	1.44	1.04	3.10	Yellow	Pink	16	12	1.38	1.00
		#2 AWG FLEX or CODE	35 mm ² Class 5 or Class 2	YSR29FX2CFXLTCKITC	Standard	1.44	0.82	3.13	Yellow	Brown	16	10	1.38	0.78
4/0 AWG CODE	—	1/0 AWG FLEX or CODE	50 mm ² Class 5	YSR2825FXLTCKITC	Standard	1.30	1.04	2.66	Purple	Pink	15	12	1.24	1.00
		#2 AWG FLEX or CODE	35 mm ² Class 5 or Class 2	YSR282CFXLTCKITC	Standard	1.30	0.82	2.70	Purple	Brown	15	10	1.24	0.78
		#6 AWG FLEX or CODE	16 mm ² Class 5 or Class 2	YSR286CFXLTCKITC	Standard	1.30	0.73	2.99	Purple	Blue	15	7	1.24	0.70
2/0 AWG FLEX or CODE	70 mm ² Class 5	#6 AWG FLEX or CODE	16 mm ² Class 5 or Class 2	YSR26FX6CFXLTCKITC†	Standard	1.16	0.73	2.71	Black	Blue	13	7	1.10	0.70
1/0 AWG FLEX or CODE	50 mm ² Class 5	#6 AWG FLEX or CODE	16 mm ² Class 5 or Class 2	YSR25FX6CFXLTCKITC†	Standard	1.04	0.73	2.42	Pink	Blue	12	7	1.00	0.70
#2 AWG FLEX or CODE	35 mm ² Class 5	#6 AWG FLEX or CODE	16 mm ² Class 5 or Class 2	YSR2CFX6CFXLTCKITC	Standard	0.82	0.73	1.93	Brown	Blue	10	7	0.78	0.70
#4 AWG FLEX or CODE	—	#6 AWG FLEX or CODE	16 mm ² Class 5 or Class 2	YSR4CFX6CFXLTCKITC	Standard	0.74	0.73	1.67	Gray	Blue	8	7	0.71	0.70

† Provided with 2 heat shrink tubings. One will overlap the other. Install the smaller first and larger second.

** Clear Heatshrink – UL224 VW1 Listed – passes TELCORDIA GR-347-CORE "Abrasion and Cut Test". (Up to 750 kcmil Class B code cable. Contact factory for 750 flex cable applications.)

Note: All dimensions shown are for reference only.

BURNDY® Products FCI

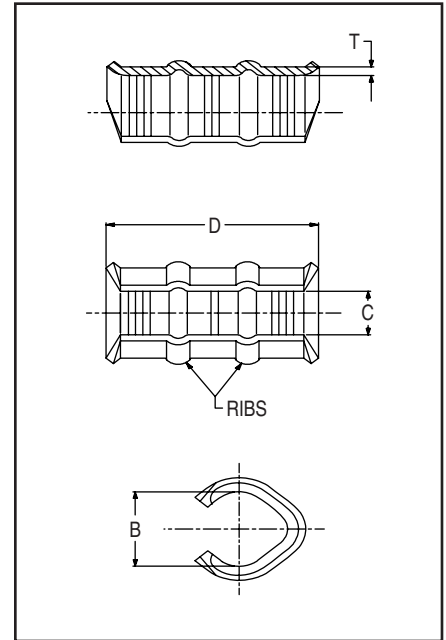
Compression

TYPE YC-L

THIN-WALL COPPER C-TAP

UL Listed to 600 Volts

Type YC-L is a thin-wall high conductivity copper connector for making copper tap and parallel connections from #14 to 3/0 AWG.



Features and Benefits

- Manufactured from high conductivity wrought copper.
 - ◇ Provides low resistance and excellent electrical conductivity.
- Range-taking connector.
 - ◇ Lowers inventory requirements.
- Reinforced ribs.
 - ◇ Provides maximum pull-out values.
- Compact size.
 - ◇ Easy to tape and insulate connection.
- Economical.
 - ◇ Provides low installed cost.



C-105

CATALOG NUMBER	ACCOMMODATES		NO. OF RIBS	DIMENSIONS				COLOR CODE	INSTALLATION TOOLING					WIRE STRIP LENGTH	
									MECHANICAL		HYDRAULIC				
									Y2MR	MD6, OUR840 & MD7-34R DIE NO. (# CRIMPS)	DIE ▲ INDEX EMBOSSMENT	BCT500, Y500CT, BAT500 (# CRIMPS)	Y35, Y39, Y750, Y45 Y46* (# CRIMPS)		DIE ▲ INDEX EMBOSSMENT
YC10L12	14	16-14	0	.18	.11	.40	.060	Red	Red (1)	W8CVT (1)	49				3/8"
	12	16-14		[4.6]	[2.8]	[10.2]	[1.65]								
	10	14													
YC8L12	10	10	0	.25	.21	.60	.072	Blue	Blue (1)	W5CVT (1)	7				5/8"
	8	12		[6.4]	[3.8]	[15.2]	[1.83]								
YC6L12	8	10-8	0	.33	.25	.60	.072	Gray	Gray (2)	W4CVT (1)	8				5/8"
	6	12-10		[8.4]	[5.1]	[15.2]	[1.83]								
YC4L12	6	8-6	1	.38	.28	1.18	.072	Brown	Brown (2)	W2CVT (2)	10	WC4 (1)	UC4 (1)	10M	1-3/16"
	5,4	12-8		[9.7]	[6.1]	[30.2]	[1.83]								
YC3L12	5,4	6-5	1	.48	.37	1.18	.081	Green	-	W1CVT (2)	11				1-3/16"
	3	12-6		[11.4]	[6.4]	[30.2]	[2.06]								
YC2L12	4	4	1	.50	.36	1.18	.081	Pink	-	W25VT (2)	12	WC2 (1)	UC2 (1)	12M	1-3/16"
	3	5		[12.7]	[7.6]	[30.2]	[2.06]								
	2	12-6													
YC1L12	3	4-3	2	.56	.45	1.75	.081	Black	-	W26VT (3)	13	WC1 (2)	UC1 (1)	13M	1-13/16"
	2	5-4		[14.2]	[8.6]	[44.4]	[2.06]								
	1	12-5													
YC25L12	2 Str. 2 Sol.	2 Str. 2 Sol.	2	.62	.50	1.75	.090	Orange	-	W27VT (3)	14	WC25 (2)	UC25 (1)	14M	1-13/16"
	1 Str. 4 Sol.	4 Str. 4 Sol.		[15.7]	[9.6]	[44.4]	[2.29]								
	1 Sol. 3 Str. 3 Sol.	3 Str. 3 Sol.													
YC26L12	1/0 Str. 1/0 Sol.	12 Str. 12 Sol.	2	.69	.53	1.75	.090	Purple	-	W28VT (3)	15		UC26 (1)		1-13/16"
	1	2-1		[17.5]	[10.7]	[44.4]	[2.29]								
	2/0	12-3													
YC27L12	1/0	1-1/0	2	.81	.54	1.75	.090	Yellow	-	W29VT (3)	16		UC27 (1)		1-13/16"
	2/0	2-1		[20.6]	[11.9]	[44.4]	[2.29]								
	3/0	12-2													

▲ See tooling section of this catalog for complete tool and die listings.

* Use PUADP-1 adapter with "U" dies in Y46 HYPRESS™
For Tin plating add "TN" suffix (example = YC10L12TN)

Note: All dimensions shown are for reference only.

BURNDY® Products FCI

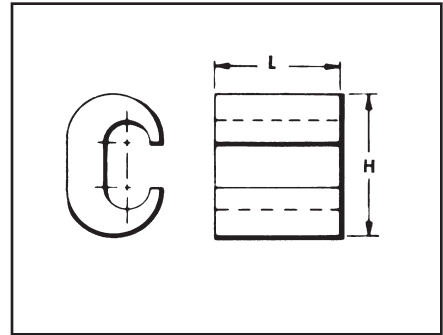

Compression

TYPES YC-C

COPPER CRIMPIT™

UL Listed 90° C,
600 Volts to 35kV◆

Type YC-C copper CRIMPIT™ connector is a range-taking C shape compression connector for making tap or parallel copper connections from #12 sol. to 4/0 strand conductor.



Features and Benefits

- Range-taking connector.
 - ◇ Lowers inventory requirements.
- Compact size.
 - ◇ Easy to tape and insulate connection.
- Manufactured from high conductivity wrought copper.
 - ◇ Provides low resistance and excellent electrical conductivity.
- Economical
 - ◇ Provides low installed cost.

Copperweld-Copper Conductors

- 8A - Use CRIMPIT™ accommodating 6 str. Copper
- 6A - Use CRIMPIT™ accommodating 4 Str. Copper
- 4A - Use CRIMPIT™ accommodating 2 Str. Copper
- 2A - Use CRIMPIT™ accommodating 1/0 and 2/0 Copper



C-106

CATALOG NUMBER	RUN	TAP	L	▲ DIE INDEX	TOOLS, DIE SET, CATALOG NO., and (‡No. of Crimps) ▲			CRIMPIT FOR 1 STR. COPPER	
					MD6	OUR840	Y35, Y750, Y45, Y46*	RUN	TAP
YC10C10 †	12 Sol. - 10 Str.	12 Sol. - 10 Str.	3/8"	238	W238 (1)	W238 (1)	U-238 (1)		
YC8C8	8 Sol. - 8 Str.	10 Sol. - 8 Str.	1/2"	162 or K	W162 (2)	W162 (2)	U162** (1)		
YC4C8	6 Sol. - 4 Str.	8 Sol. - 8 Str.	5/8"	BG or 5/8	BG (2) W-BG** (1)	XNBG (2)	U-BG (1)	—	—
YC4C6		6 Sol. - 6 Str.							
YC4C4		4 Sol. - 4 Str.							
YC2C4	2 Sol. - 2 Str.	8 Sol. - 4 Str.	3/4"	C	W-C (2)	—	U-C (1)	1 Str.	6.8 Str., 8 Sol.
YC2C2		2 Sol. - 2 Str.						—	—
YC26C2	1/0 Sol. - 2/0 Str.	8 Sol. - 2 Str.	7/8"	E or O	—	—	U-E (3) U-O (1)	1 Str.	1 or 2 Str.
YC26C6		1/0 Sol. - 2/0 Str.						—	—
YC28C2	3/0 Sol. - 4/0 Str.	6 Sol. - 2 Str.	1-1/16"	F or D3	—	—	U-F (3) U-D3** (1)	—	—
YC28C6		1/0 Sol. - 2/0 Str.							
YC28C8		3/0 Sol. - 4/0 Str.							

† Not UL Listed.

‡ Number of Crimps.

▲ See tooling section of this catalog for complete tool and die listings.

* Use PUADP-1 adapter when using "U" dies in the Y46 HYPRESS™.

** Multiple crimp die set. Makes more than one crimp per tool compression. Figure () indicates number of compressions.

◆ For applications greater than 2000 Volts consult cable manufacturer for voltage stress relief instructions.

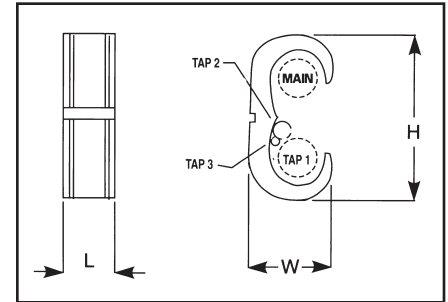

Note: All dimensions shown are for reference only.

BURNDY® Products FCI

Compression

TYPE YCHC

C-TAP COPPER CRIMPIT™



Features and Benefits

- Wide range of run/tap combinations including Class B code I and locomotive flexible conductor combinations. All (B/B, B/I, I/I) combinations are recommended.
 - ◇ Each connector accommodates many cable combinations, allowing maximum flexibility for the design and installation of a system.
- Color-coded on the connector that matches the die.
 - ◇ Provides matched system for fast and easy installation.
- Each connector has a recommended insulating cover available. Flame retardant type CF-FR covers meet oxygen index 28 and UL94 V-O requirements.
 - ◇ A complete installed UL listed installation is provided.
- Die index embossed on connector after completion of crimp.
 - ◇ Permanent inspectability of installed connector is insured consistently reliable and dependable connections.

C-107

BURNDY Catalog Number	Flame Retardant Cover		Conductor Sizes Code/(Flex) Cable				▲ Tooling († No. of Crimps)					▲ Die Index & Embossment	H	W	L	Strip Length		
	Clear Cat. No.	Black Cat. No. ‡	Main	Tap 1	Tap 2	Tap 3	Y35	†	Y750	†	Y46*						†	Color Code
YCHC44TC44	CCFR-FR	CFR-FR	1000-750 (750-500)	1000-750 (750-500)			—	—	—	—	P1102	1	White	1102	3.59	1.73	1.16	1-1/4"
YCHC39TC39	CCFR-FR	CFR-FR	750-500 (550-500)	750-350 (550-350)			—	—	—	—	P1103	1	Blue	1103	3.12	1.53	1.06	1-1/8"
YCHC39TC31	CCFR-FR	CFR-FR	750-500 (550-500)	350-2 (250-2)	2-6 STR./SOL. (2-8)	8-14 (8-14)	—	—	—	—	P1103	1	Blue	1103	2.96	1.53	1.31	1-3/8"
YCHC39TC2	CCFR-FR	CFR-FR	750-500 (550-500)	2-6 STR./SOL. (2-8)	8-14 (8-14)		—	—	—	—	P1103	1	Blue	1103	2.66	1.53	1.31	1-3/8"
YCHC34TC34	CCFN-FR	CFN-FR	500-4/0 (350-4/0)	500-4/0 (350-4/0)			—	—	U1104	2	P1104	1	Brown	1104	2.97	1.38	1.16	1-1/4"
YCHC34TC29	CCFN-FR	CFN-FR	500-4/0 (350-4/0)	250-2 (4/0-2)	2-6 STR./SOL. (2-8)		—	—	U1104	2	P1104	1	Brown	1104	2.45	1.26	.94	1"
YCHC34TC2	CCFN-FR	CFN-FR	500-4/0 (350-4/0)	2-6 STR./SOL. (2-8)	8-14 (8-14)		—	—	U1104	2	P1104	1	Brown	1104	2.45	1.26	.94	1"
YCHC29TC29	CCFD-FR	CFD-FR	250-2 (4/0-2)	250-2 (4/0-2)			—	—	U997	1	U997	1	Orange	997	2.12	.98	.94	1"
YCHC29TC2	CCFD-FR	CFD-FR	250-2 (4/0-2)	2-6 STR./SOL. (2-8)	8-14 (8-14)		—	—	U251	1	U251	1	Red	251	1.78	.97	.81	1"
YCHC2TC2	CCFO-FR	CFO-FR	2-6 STR./SOL. (2-8)	2-6 STR./SOL. (2-8)	8-14 (8-14)		U-C	1	U-C	1	U-C	1	Brown	C	1.22	.60	.81	1"
YCHC8TC8	◆	◆	8-12 (8-12)	8-12 (8-12)			U-240	1	U-240	1	U-240	1	Red	240	.53	.35	.56	5/8"

NOTE: To properly use tap 2 and/or tap 3 conductors in YCHC connector a conductor from the tap 1 cable range must be included in the tap 1 groove.

‡ To obtain covers made of polyethylene remove suffix-FR (example: CFO). CFO is not flame retardant.
* Use PUADP-1 adaptor with "U" dies in Y46.

▲ See tooling section of Master Catalog for complete tool and die listings.

◆ For applications requiring flame retardant cover, use either a CCFBG-FR (Clear) or CFBG-FR (Black) cover and YH2C2C connector by ordering YH8C8CWCC (Clear) or YH8C8CWC (Black).

Note: All dimensions shown are for reference only.

TYPE YH

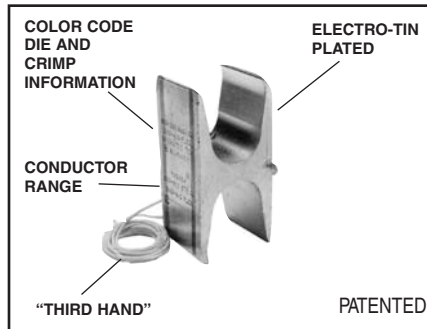
H-TAP COPPER CRIMPIT™



C-108

Features and Benefits

- Accommodates a wide range of run/tap copper cable combinations including both flexible and code combinations. All (B/B, B/I, I/B, I/I) combinations acceptable.
 - Each connector has many copper cable combination applications allowing maximum flexibility for the design and installation of a system.
- Tap grooves function independently of each other. Use of one tap is required. Balance may be used or left empty.
 - Provides maximum design and installation flexibility.
- Color code on the connector matches installation die.
 - Provides matched system for fast and easy installation.



- Die index embossed on connector after completion of crimp.
 - Permanent inspectability of installed connectors to insure consistently reliable and dependable connections.
- Recommended flame retardant type CF-FR insulating covers meet oxygen index 28 and UL94 V-O requirements.
 - A complete insulated UL listed installation is provided.
- "Third Hand" constrains conductors while installer completes crimp. Included with each connector.
 - Simplifies installation, reducing installed cost.

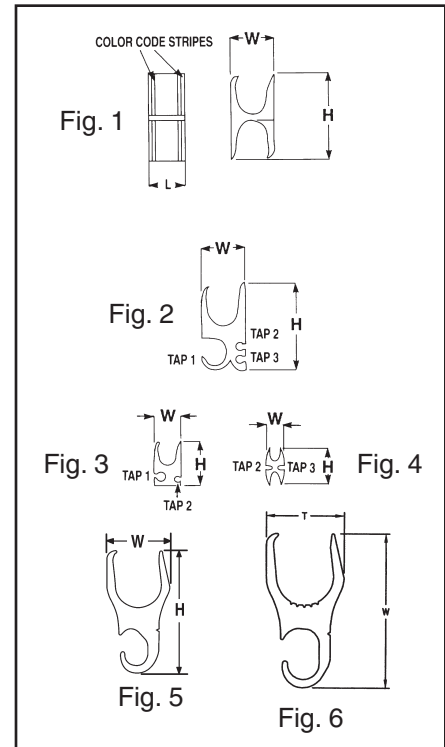


TABLE 1 CODE CONDUCTOR AND METRIC EQUIVALENT

H-Tap Connector	Kit Catalog Number		Fig. #	Conductor Sizes Code/(Flex Cable)				Metric Conductor Sizes (mm²)			
	Flame Retardant Cover			Main	Tap 1	Tap 2	Tap 3	Main	Tap 1	Tap 2	Tap 3
	Clear	Black									
YH4444	YH4444WCC	YH4444WC	1	1000-750 (750-500)	1000-750 (750-500)	—	—	500-400	500-400	—	—
YH4434*	YH4434WCC*	YH4434WC*	6	(750)	(350)	—	—	500-400	500-350 (350 FX)	—	—
YH4429	YH4429WCC	YH4429WC	5	1000-750 (777-500)	250-2 (4/0-2)	—	—	500-400	150-35	—	—
YH3939	YH3939WCC	YH3939WC	1	750-500 (550-500)	750-350 (550-350)	—	—	300-300	300-185	—	—
YH3931	YH3931WCC	YH3931WC	2	750-350 (550-500)	4/0-1/0 (250-1/0)	1-6 STR/SOL (1-8)	2-14 (2-14)	300-185	95-70	35-16	35-2.5
YH3434	YH3434WCC	YH3434WC	1	500-250 (350-4/0)	500-4/0 (350-4/0)	—	—	240-150	240-120	—	—
YH3429	YH3429WCC	YH3429WC	2	500-4/0 (350-4/0)	250/1/0 (4/0-1/0)	1-6 STR/SOL (1-8)	8-14 #8	240-120	120-70	35-16	6-2.5
YH2929	YH2929WCC	YH2929WC	1	250-2 (4/0-2)	250-2 (4/0-2)	—	—	120-35	120-35	—	—
YH292C	YH292CWCC	YH292CWC	3	250-2 (4/0-2)	2-6 STR/SOL (2-8)	8-14 (8-14)	—	120-35	35-16	6-2.5	—
YH298C	YH298CWCC	YH298CWC	3	250-2 (4/0-2)	8-14 (8-14)	8-14 (8-14)	—	120-35	6-2.5	6-2.5	—
YH2C2C	YH2C2CWCC	YH2C2CWC	4	2-6 STR/SOL (2-8)	2-6 STR/SOL (2-8)	8-14 (8-14)	8-14 (8-14)	35-16	35-16	6-2.5	6-2.5
YH6C6C	YH6C6CWCC	YH6C6CWC	1	6-10 (6-10)	6-14 (6-14)	—	—	10-6	10-2.5	—	—
YH8C8C	YH8C8CWCC	YH8C8CWC	1	8-14 (8-14)	8-14 (8-14)	—	—	6-2.5	6-2.5	—	—

• Use PUADP-1 adaptor with "U" dies in Y46.

▲ See tooling section of this catalog for complete tool and die listings.

* Not CSA approved.

Note: All H-Taps ROHS compliant.

Note: All dimensions shown are for reference only.

TYPE YH

H-TAP COPPER CRIMPIT™ (Continued)

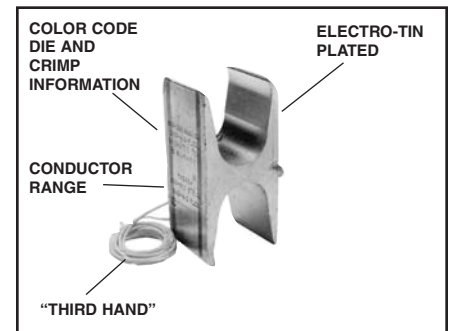


TABLE 2 FLEX AND METRIC CONDUCTOR RANGES

CATALOG NUMBER		MAXIMUM CONDUCTOR IN RANGE	MAXIMUM METRIC DIMENSIONS		MINIMUM CONDUCTOR IN RANGE	MINIMUM METRIC DIMENSIONS	
		FLEX CONDUCTOR (AWG/kcmil)	mm ²	DIAMETER mm	FLEX CONDUCTOR (AWG/kcmil)	mm ²	DIAMETER mm
YH4444	Main	777	393	28	500	253	24
	Tap 1	777	393	28	500	253	24
	Main	777	393	28	750	380	31
YH4434	Tap 1	–	–	–	350	177	20
YH4429	Main	777	393	28	500	253	24
	Tap 1	4/0	107	15.5	2	33.6	8
YH3939	Main	550	278	25	500	253	24
	Tap 1	550	278	25	350	177	20
YH3931	Main	550	278	25	500	253	24
	Tap 1	250	126	17	1/0	53.5	11
	Tap 2	1	42	9	8	8	4
	Tap 3	2	33.6	8	14	2	2
YH3434	Main	350	177	20	4/0	107	15.5
	Tap 1	350	177	20	4/0	107	15.5
YH3429	Main	350	177	20	4/0	107	15.5
	Tap 1	4/0	107	15.5	1/0	53	11
	Tap 2	1	42	9	8	8	4
	Tap 3	8	8	4	14	2	2
YH2929	Main	4/0	107	15.5	2	33.6	8
	Tap 1	4/0	107	15.5	2	33.6	8
YH292C	Main	4/0	107	15.5	2	33.6	8
	Tap 1	2	33.6	8	8	8	4
	Tap 2	8	8	4	14	2	2
YH298C	Main	4/0	107	15.5	2	33.6	8
	Tap 1	8	8	4	14	2	2
	Tap 2	8	8	4	14	2	2
YH2C2C	Main	2	33.6	8	8	8	4
	Tap 1	2	33.6	8	8	8	4
	Tap 2	8	8	4	14	2	2
	Tap 3	8	8	4	14	2	2
YH6C6C	Main	6	13	5	10	5	3
	Tap 1	6	13	5	14	2	2
YH8C8C	Main	8	8	4	14	2	2
	Tap 1	8	8	4	14	2	2

- Use PUADP-1 adaptor with "U" dies in Y46.
- ▲ See tooling section of this catalog for complete tool and die listings.

* Not CSA approved.
Note: All H-Taps ROHS compliant.
Note: All dimensions shown are for reference only.

TYPE YH

H-TAP COPPER CRIMPIT™ (Continued)



C-110

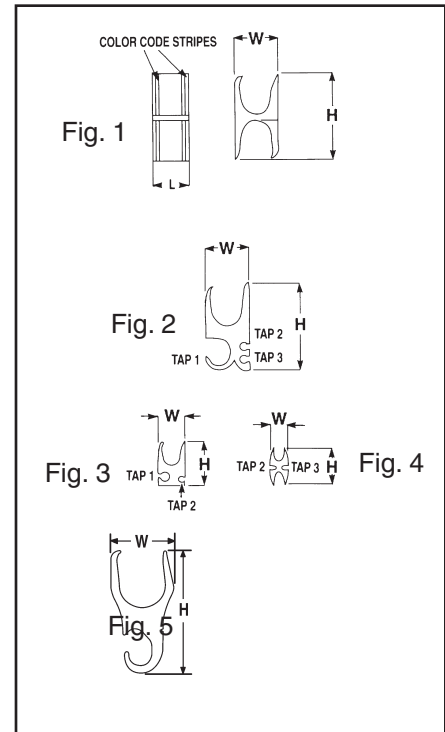
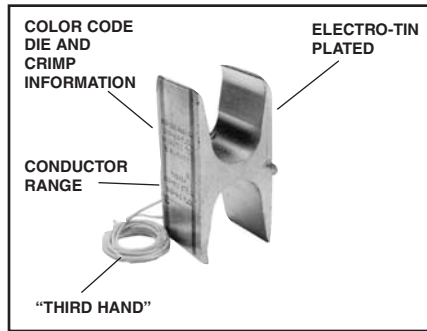


TABLE 3 INSTALLATION TOOLING + DIMENSIONS

BURNDY Catalog Number	Kit Catalog Number		▲ Tooling († No. of Crimps)								▲ Die Index & Embossment	H	W	L	Strip Length
	Flame Retardant Cover Clear	Black ‡	Fig. No.	Y35	†	Y750	†	Y46*	†	Color Code					
YH4444	YH4444WCC	YH4444WC	1	—	—	—	—	P1102	1	White	1102	3.38	1.70	1.00	1-1/8"
YH4434*	YH4434WCC*	YH4434WC*		—	—	—	—	—	—	—	—	—	—	—	—
YH4429	YH4429WCC	YH4429WC	5	—	—	—	—	PYFR	1	Yellow	K-R	3.22	1.70	1.00	1-3/8"
YH3939	YH3939WCC	YH3939WC	1	—	—	—	—	PYFR	1	Yellow	K-R	2.97	1.50	1.25	1-3/8"
YH3931	YH3931WCC	YH3931WC	2	—	—	—	—	PYFR	1	Yellow	K-R	2.97	1.50	.95	1-1/16"
YH3434	YH3434WCC	YH3434WC	1	—	—	U1104M	1	P1104	1	Brown	1104	2.43	1.15	1.00	1-1/8"
YH3429	YH3429WCC	YH3429WC		2	—	—	U1104M U1104	2							
YH2929	YH2929WCC	YH2929WC	1	—	—	U654	1	U654 P654	1	Purple	654	1.85	.90	.90	1-1/16"
YH292C	YH292CWCC	YH292CWC	3	—	—	U654	1	U654 P654	1	Purple	654	1.52	.90	.90	1-1/16"
YH298C	YH298CWCC	YH298CWC	3	—	—	U654	1	U654 P654	1	Purple	654	1.52	.90	.90	1-1/16"
YH2C2C	YH2C2CWCC	YH2C2CWC	4	U-C	1	U-C	1	U-C	1	Brown	C	1.25	.60	.75	7/8"
YH6C6C	YH6C6CWCC	YH6C6CWC	1	UBGRT	1	UBGRT	1	UBGRT	1	Orange	BG	.81	.39	.60	3/4"
YH8C8C	YH8C8CWCC	YH8C8CWC	1	U11T-1	1	U11T-1	1	U11T-1	1	Green	11	.63	.40	.60	3/4"

* Use PUADP-1 adaptor with "U" dies in Y46.

▲ See tooling section of this catalog for complete tool and die listings.

* Not CSA approved.

Note: All H-Taps ROHS compliant.

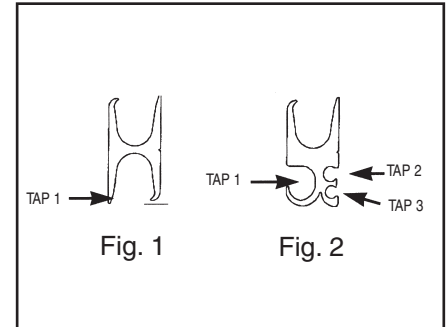

Note: All dimensions shown are for reference only.

TYPES YSH

H COPPER CRIMPIT™

COPPER SPLIT COMPRESSION WYE TAP CONNECTOR

Type YSH heavy duty connectors are designed for insulated underground wye splices. The split H copper CRIMPIT™ connector is longer than our standard H copper CRIMPIT™ and is suitable for use on high voltage (15 kV) power cables with copper conductors. The connectors can not be used with oil filled or mass impregnated cables since no oil stop is provided. The connector is installed with standard BURNDY® HYPRESS™ tools and is made of tin-plated electrolytic copper.



C-111

Features and Benefits

- Accommodates a wide range of run/tap copper cable combinations including both flexible and code combinations. All (B/B, B/I, I/B, I/I) combinations acceptable.
 - ◇ Each connector has many copper cable combination applications allowing maximum flexibility for the design and installation of a system.
- Tap grooves function independently from each other. Use of one tap is required. Balance may be used or left empty.
 - ◇ Provides maximum design and installation flexibility.
- Color code on the connector matches installation die.
 - ◇ Provides matched system for fast and easy installation.
- Die index embossed on connector after completion of crimp.
 - ◇ Permanent inspectability of installed connectors to ensure consistently reliable and dependable connections.
- Insulation is not provided. Insulation can be obtained from Raychem (800-272-9243) type HVSY Splice kits for 15 kV installations.
 - ◇ A complete IEEE 404 15 kV installation is provided.

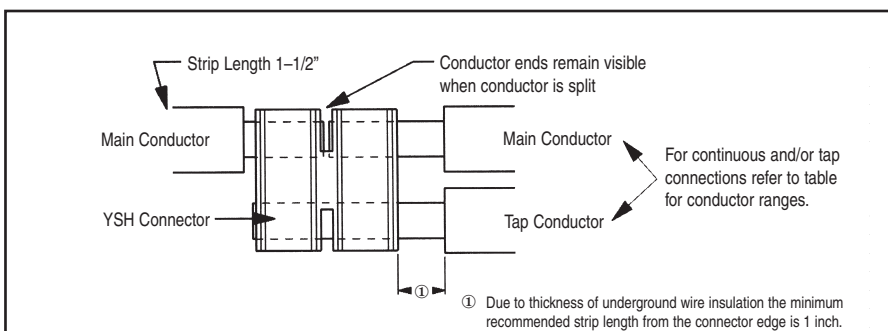
Expanded TAP 1 Components	
Expanded Catalog Number	TAP 1 Range
YSH-294C-E	#4
YSH-292C-E	#2
YSH-2925-E	1/0

Catalog Number	Conductor Sizes Code Expanded TAP 1 (Flex Cable)					▲ Tooling (†Number of Crimps)					Die Index ▲ & Embossment	H	W	L	Strip Length
	Fig.	Main	TAP 1	TAP 2	TAP 3	Y750	†	Y46*	†	Color Code					
YSH2929	1	250-2 (4/0-2)	250-2 (4/0-2)			U654	(4)	U654 P654	(4)/(2)	Purple	654	1.85	.90	3.00	See Application Notes Below
YSH3429	2	500-4/0 (350-4/0)	250-1/0 (4/0-1/0)	1-6 Str./Sol. (1-8)	8-14 (8-14)	U1104	(4)	U1104 P1104	(4)/(2)	Brown	1104	2.23	1.31		
YSH3434	1	500-250 (350-4/0)	500-4/0 (350-4/0)			U1104	(4)	U1104 P1104	(4)/(2)	Brown	1104	2.43	1.15		
YSH3931	2	750-350 (550-500)	350-1/0 (350-1/0)	1-6 Str./Sol. (1-8)	2-14 (2-14)	-	-	PYFR	2	Yellow	K-R	2.97	1.50		
YSH3939	1	750-350 (550-500)	750-350 (550-350)			-	-	PYFR	2	Yellow	K-R	2.97	1.50		

* Use PUADP-1 adaptor with "U" dies in Y46. The Y46 and P dies result in a smooth crimp surface and is recommended for voltages above 600V.

▲ See tooling section of this catalog for complete tool and die listings.
† Number of crimps per connector. "U"-dies require double crimps.

Note: All dimensions shown are for reference only.



BURNDY® Products FCI

Compression

TYPE CF-FR

H-TAP - FLAME RETARDANT COVER

UL Listed to 600 Volts



600 VOLT 90° C



Features and Benefits

- One-piece design.
- ◊ No extra parts or hardware required.

Features and Benefits (continued)

- Slips over connector and latches securely shut.
- ◊ Fast, easy, reliable insulation of H-Tap compression.
- Eliminates tapping.
- ◊ Economical, fast, easy installation.
- Flash barriers.
- ◊ Protects against electrical flashover.
- CF-FR flame retardant design.
- ◊ Self-extinguishing retardant properties.
- Minimum 28 oxygen index.
- ◊ Self-extinguishing retardant properties.
- UL 94 V-O rated.
- ◊ Self-extinguishing retardant properties.

CATALOG NUMBER	MAX. CONDUCTOR ACCOMMODATED	MATCHED H COPPER CRIMPIT™	MAX. CONNECTOR LENGTH	CONNECTOR COLOR CODE
CFBG-FR	#8 AWG	YH8C8C	.65	Green
	#6 AWG	YH6C6C		Orange
CFO-FR	#2 AWG	YH2C2C	.80	Brown
CFD-FR	250 kcmil	YH292C, YH298C, YH2929	.95	Purple
CFN-FR	500 kcmil	YH3434, YH3429*	1.10	Brown
CFR-FR †	750 kcmil	YH3939, YH3931, YH4429	1.30	Yellow
	1000 kcmil	YH4434, YH4444	1.10	Yellow, White

* Use CFN-FR for single tap installation; use CFR-FR when 2 or more tap conductors are installed.

† Two-piece design packaged together.
 Note: ROHS compliant
 Note: All dimensions shown are for reference only.

TYPE CCF-FR

CLEAR H-TAP - FLAME RETARDANT COVER


UL Listed to 600 Volts



600 VOLT 90° C

Features & Benefits

- Two-Piece design with Positive Locking Latch to ensure correct installation, preventing opening after installation and eliminating the need for taping.



Features and Benefits (continued)

- Mounted Magnifying Lens provides increased visibility of Die Embossment on installed H-Tap Connectors.
- Made of Polished Clear Polycarbonate material that provides:
 - ◊ High visibility for inspection of installed connectors.

Features and Benefits (continued)

- ◊ Flame Retardant UL94 V-O Rated Material –self-extinguishing retardant properties
- ◊ High Impact design
- Built in Channels to accommodate and hold Cable ties, Hook & Loop ties, or Waxed Cord, securely in place after installation.
- Patented highly flexible fingers designed to contour around the conductor.
- Internal pockets designed to accommodate Identification tags (4 ID tags included).
- Molded barriers prevent installed H-Tap Connectors from Electrical Flashover.
- Covers come packaged complete with (2) Cover Halves, (2) Cable Ties and (4) Identification Labels
- CCF-FR Covers are RoHS compliant.

CATALOG NUMBER	MAX. CONDUCTOR ACCOMMODATED	MATCHED H COPPER CRIMPIT™	MAX. CONNECTOR LENGTH	CONNECTOR COLOR CODE
CCFBG-FR	#8 AWG	YH8C8C	.65	Green
	#6 AWG	YH6C6C		Orange
CCFO-FR	#2 AWG	YH2C2C	.80	Brown
CCFD-FR	250 kcmil	YH292C, YH298C, YH2929	.95	Purple
CCFN-FR	500 kcmil	YH3434, YH3429*	1.10	Brown
CCFR-FR	750 kcmil	YH3939, YH3931, YH4429	1.30	Yellow
	1000 kcmil	YH4434, YH4444	1.10	White

* Use CCFN-FR for single tap installation; use CCFR-FR when 2 or more tap conductors are installed.

Note: ROHS compliant
 Note: All dimensions shown are for reference only.

BURNDY® Products FCI

Compression

TYPES YST

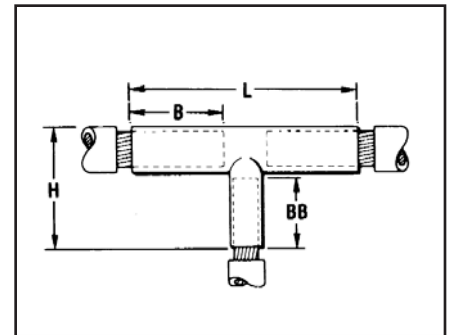
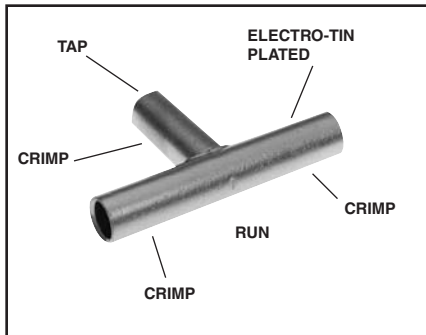
UNINSULATED "T"

COPPER HYTEE™ COUPLER

UL Listed 90° C,
600 Volts to 35 KV◆

Type YST copper compression tee is designed for connecting a run conductor with a perpendicular tap conductor.

YST connectors are commonly used in junction boxes and manholes to make a radial tap off a main run. They are needed in many industrial, utility generation and commercial applications. The most common cable combinations are listed below. BURNDY® Type Y-R reducers can be used to accommodate most cable combinations.



Features and Benefits

- Manufactured from seamless high conductivity electrolytic copper tubing with heavy duty wall thickness.
 - ◇ Provides maximum conductivity, low resistance and ductility for an excellent combination of electrical and crimp forming properties.
- Long barrel design on all three (3) legs.
 - ◇ Provides for an additional crimp or indent with almost twice the pull out strength properties as a standard length barrel plus a connection that will operate cooler under heavy loading.
- Long barrel permits the use of the Y-R reducers.
 - ◇ Affords total flexibility and versatility for virtually any conductor combination.
- Electro-tin plated.
 - ◇ Provides durable long-lasting corrosion resistance.
- Barrel diameter closely matches commercial (code) cable and Navy cable diameters.
 - ◇ Provides an excellent relationship of the conductor/ connector combination to produce a high quality electrical connection with the recommended tooling.

Catalog Number	Code • Conductors		Dimensions				Dieless			Installation Tooling ▲						Wire Length		
										Run Conductors			Tap Conductors					
	Run	Tap	B	BB	H	L	(# of crimps)	Mechanical HYTOOL	Hydraulic HYPRESS	Y35, ▲ Y39, Y750, Y46*			Y35, ▲ Y39, Y750, Y46*					
										Die Number (# of crimps)	Color Code	Die Index	Die Number (# of crimps)	Color Code	Die Index▲	Run	Tap	
YST4C4C	4 str.	4 str.	1.44	1.38	1.72	3.25	Y81KFT (1) Y81KFTMBH (1) PAT81KFT-18V (1)	MY29-3 (2) MY29-11 (2) (2-crimps/end)	Y644HS (1) (1 crimp/end)	U4CRT (2)	Gray	8 or 346	U4CRT (2)	Gray	8 or 346	1-3/16"	1-3/16"	
YST2C2C	2 str.	2 str.	1.56	1.56	1.98	3.56				U2CRT (2)	Brown	10	U2CRT (2)	Brown	10	1-5/16"	1-5/16"	
YST2525	1/0 str.	1/0 str.	1.62	1.56	1.91	3.81				U24RT (2)	Pink	12 or 348	U25RT (2)	Pink	12 or 348	1-7/16"	1-7/16"	
YST2626	2/0 str.	2/0 str.	1.69	1.67	2.18	3.94				U26RT (2)	Black	13	U26RT (2)	Black	13	1-9/16"	1-9/16"	
YST282C	4/0 str.	2 str.	1.75	1.50	2.12	3.94				U28RT (2)	Purple	15	U2CRT (2)	Brown	10	1-11/16"	1-5/16"	
YST2825	4/0 str.	1/0 str.	1.75	1.56	2.25	4.00				U28RT (2)	Purple	15	U25RT (2)	Pink	12 or 348	1-11/16"	1-3/16"	
YST2828	4/0 str.	4/0 str.	1.75	1.75	2.44	4.19	U28RT (2)	Purple		15	U28RT (2)	Purple	15	1-11/16"	1-11/16"			
YST2929	250 kcmil	250 kcmil	1.75	1.78	2.53	4.25	U29RT (2)	Yellow		16	U29RT (2)	Yellow	16	1-11/16"	1-11/16"			
YST3131	350 kcmil	350 kcmil	2.31	2.25	3.12	5.50	Y81KFT (2) Y81KFTMBH (2) PAT81KFT-18V (2)	—		U31RT (4)	Red	18 or 324	U31RT (4)	Red	18 or 324	2"	2"	
YST3428	500 kcmil	4/0 str.	2.56	1.75	2.81	5.81				U34RT (4)	Brown	20 or 299	U28RT (2)	Purple	15	2-5/16"	1-11/16"	
YST3434	500 kcmil	500 kcmil	2.25	2.70	3.76	6.19				U34RT (4)	Brown	20 or 299	U34RT (4)	Brown	20 or 299	2-5/16"	2-5/16"	
YST3939	750 kcmil	750 kcmil	3.46	3.34	4.64	8.12						U39RT (4)	Black	24 or 473	U39RT (4)	Black	24 or 473	2-15/16"

* Use adapter PUADP-1 with "U" Dies in Y46 HYPRESS™.
 ■ The maximum size for the Y35 is 400 kcmil.
 • Contact factory for conductor combinations not shown.
 ▲ See tooling section of this catalog for complete tool and die listings.

◆ For applications greater than 2000 Volts consult cable manufacturer for voltage stress relief instructions.
Note: All dimensions shown are for reference only.

T-CONNECTOR

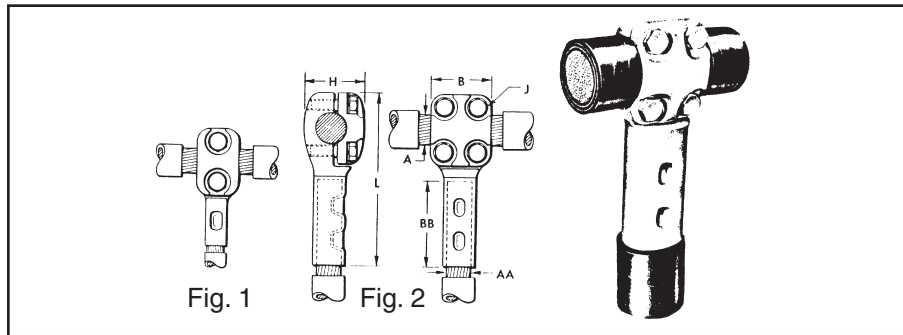
TYPE NYT

CABLE RUN — CABLE TAP

UL Listed 90° C,
600 Volts to 35 KV ◆

C-114

A "T" connector designed to provide a clamp-type element on the run and a permanent HYPRESS™ connection on the tap. Recommended for use on ring buses or for applications where occasional disconnects from the run conductor are desired without disturbing the tap connection. Tin plated. For proper installation of tap cable, see table below.



CONDUCTOR SIZE		CATALOG NUMBER	FIG. NO.	DIMENSIONS IN INCHES					INSTALLATION INFORMATION				(NO. OF INDENTS)	APP. SHIP. WT. IN LBS.
RUN A	TAP AA			B	BB	H	J	L	HYPRESS™ AND INDENTOR DIE					
								Y29B WITH Y29PR	Y34A WITH Y34PR	Y34B WITH Y34PR	Y48B WITH Y44PR			
								NEST DIE						
4/0 STR.	#2 STR.	NYT282C	1	1-3/8	1-1/4	1-3/8	3/8	3-13/16	D2CL	A2CD	B2CD	—	(1)	1.5
	1/0 STR.	NYT2825	1	1-3/8	1-3/8	1-3/8	3/8	4	D25L	A25D	B25D	—	(1)	1.5
	2/0 STR.	NYT2826	1	1-3/8	1-1/2	1-3/8	3/8	4-1/8	D26L	A26D	B26D	—	(1)	1.5
	4/0 STR.	NYT2828	2	2	1-5/8	1-3/8	3/8	4-5/16	D28L	A28D	B28D	E28D	(1)	2.2
250 MCM	#2 STR.	NYT292C	1	1-3/8	1-1/4	1-7/16	3/8	3-13/16	D2CL	A2CD	B2CD	—	(1)	1.5
	1/0 STR.	NYT2925	1	1-3/8	1-3/8	1-7/16	3/8	4-1/16	D25L	A25D	B25D	—	(1)	1.5
	2/0 STR.	NYT2926	1	1-3/8	1-1/2	1-7/16	3/8	4-3/16	D26L	A26D	B26D	—	(1)	1.5
	4/0 STR.	NYT2928	2	2	1-5/8	1-7/16	3/8	4-3/8	D28L	A28D	B28D	E28D	(1)	2.2
350 MCM	250 MCM	NYT2929	2	2	1-5/8	1-7/16	3/8	4-7/16	D29L	A29D	B29D	E29D	(1)	2.2
	1/0 STR.	NYT3125	1	1-3/8	1-3/8	1-1/2	3/8	4-1/8	D25L	A25D	B25D	—	(1)	1.5
	2/0 STR.	NYT3126	1	1-3/8	1-1/2	1-1/2	3/8	4-5/16	D26L	A26D	B26D	—	(1)	1.5
	4/0 STR.	NYT3128	2	2	1-5/8	1-1/2	3/8	4-1/2	D28L	A28D	B28D	E28D	(1)	2.2
500 MCM	250 MCM	NYT3129	2	2	1-5/8	1-1/2	3/8	4-9/16	D29L	A29D	B29D	E29D	(1)	2.2
	350 MCM	NYT3131	2	2	2	1-1/2	3/8	5	—	A31D	B31D	E31D	(2)	2.5
	2/0 STR.	NYT3426	1	1-3/8	1-1/2	1-5/8	3/8	4-7/16	D26L	A26D	B26D	—	(1)	1.7
	4/0 STR.	NYT3428	2	2	1-5/8	1-5/8	3/8	4-5/8	D28L	A28D	B28D	E28D	(1)	2.5
750 MCM	250 MCM	NYT3429	2	2	1-5/8	1-5/8	3/8	4-5/8	D29L	A29D	B29D	E29D	(1)	2.5
	350 MCM	NYT3431	2	2	2	1-5/8	3/8	5-1/16	—	A31D	B31D	E31D	(2)	2.5
	500 MCM	NYT3434	2	2	2-1/4	1-5/8	3/8	5-3/8	—	A34D	No Nest Die Req.	E34D	(2)	2.5
1000 MCM	2/0 STR.	NYT3926	1	1-3/8	1-1/2	1-7/8	3/8	4-5/8	D26L	A26D	B26D	—	(1)	1.7
	4/0 STR.	NYT3928	2	2	1-5/8	1-7/8	3/8	4-13/16	D28L	A28D	B28D	E28D	(1)	2.5
	250 MCM	NYT3929	2	2	1-5/8	1-7/8	3/8	4-13/16	D29L	A29D	B29D	E29D	(1)	2.5
	350 MCM	NYT3931	2	2	2	1-7/8	3/8	5-1/4	—	A31D	B31D	E31D	(2)	2.5
	500 MCM	NYT3934	2	2	2-1/4	1-7/8	3/8	5-9/16	—	A34D	No Nest Die Req.	E34D	(2)	2.7
1500 MCM	750 MCM	NYT3939	2	2	2-7/8	1-7/8	3/8	6-1/4	—	—	—	E39D	(2)	3.0
	2/0 STR.	NYT4426	1	1-3/8	1-1/2	2-1/8	3/8	4-3/4	D26L	A26D	B26D	—	(1)	1.7
	4/0 STR.	NYT4428	2	2	1-5/8	2-1/8	3/8	4-15/16	D28L	A28D	B28D	E28D	(1)	2.5
	250 MCM	NYT4429	2	2	1-5/8	2-1/8	3/8	5	D29L	A29D	B29D	E29D	(1)	2.5
	350 MCM	NYT4431	2	2	2	2-1/8	3/8	5-7/16	—	A31D	B31D	E31D	(2)	2.5
	500 MCM	NYT4434	2	2	2-1/4	2-1/8	3/8	5-3/4	—	A34D	No Nest Die Req.	E34D	(2)	2.7
	750 MCM	NYT4439	2	2	2-7/8	2-1/4	3/8	6-3/8	—	—	—	E39D	(2)	3.0
	1000 MCM	NYT4444	2	2-11/16	3	2-5/16	1/2	7	—	—	—	No Nest Die Req.	(2)	3.2
2000 MCM	4/0 STR.	NYT4628	2	2	1-5/8	2-1/16	3/8	5-3/8	D28L	A28D	B28D	E28D	(1)	4.7
	250 MCM	NYT4629	2	2	1-5/8	2-1/16	3/8	5-7/16	D29L	A29D	B29D	E29D	(1)	4.7
	350 MCM	NYT4631	2	2	2	2-1/16	3/8	5-7/8	—	A31D	B31D	E31D	(2)	4.7
	500 MCM	NYT4634	2	2	2-1/4	2-1/16	3/8	6-3/16	—	A34D	No Nest Die Req.	E34D	(2)	4.7
	750 MCM	NYT4639	2	2	2-7/8	2-1/16	3/8	6-3/4	—	—	—	E39D	(2)	5.2
	1000 MCM	NYT4644	2	2-11/16	3	2-3/4	1/2	7-1/8	—	—	—	No Nest Die Req.	(2)	7.5
	1500 MCM	NYT4646	2	2-11/16	3-3/16	2-3/4	1/2	7-11/16	—	—	—	C46D*	(2)	8.0

* Y48B HYPRESS™ with Y48PR indentor.

◆ For applications greater than 2000 Volts consult cable manufacturer for voltage stress relief instructions.

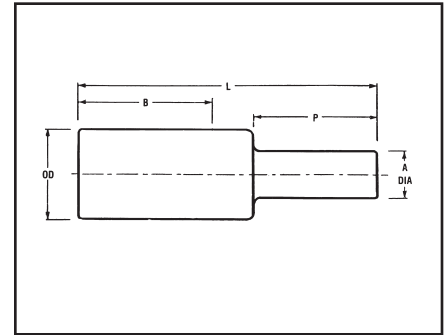
NOTE: Circumferential dies may be used. For information contact BURNDY®.

Note: All dimensions shown are for reference only.

TYPE YE-P, YE-P-FX

HYPLUG™ FOR COPPER CONDUCTOR

Type YE-P copper compression adapters are designed for reliable termination of **copper** conductor when the current capacity of the conductor is downsized, but larger conductor is utilized. Typical applications are for voltage drop protection when oversized conductors are used or flex conductor is used. These adapters facilitate the termination into existing mechanical set screw connectors for various stranded copper cables.



C-115

CATALOG NUMBER	ACCOMMODATES COPPER WIRE SIZES				PIN SIZE EQUIVALENT	DIMENSIONS					COLOR CODE	DIE INDEX	INSTALLATION DATA														CABLE STRIP LENGTH
	FLEX CABLE	AWG	NAVY	40		A DIA. [MM]	B [MM]	L [MM]	P [MM]	OD [MM]			MECH TOOLS (# OF CRIMPS)				HYDRAULIC TOOLS (# OF CRIMPS)						Y644M (ACCOMMODATES EXPANDED WIRE RANGE)				
													MY	Y2MR	MD7-34R	MD6/MD7	Y35/Y39	Y45	④ Y46	Y60BHU							
YE4VCP20X75FX	#4 STR. (91/24-105/24)	#4	40	#4	.20 [5]	1.37 [35]	2.27 [58]	.75 [19]	.38 [10]	Gray	8	MY29-11 (2)	Y2MR (4)	W4CVT (4)	W4CRT (4)	U4CRT (2)	U4CRT (2)	U4CRT (2)	—	#4 - #6 AWG (1)	1-15/32"						
YE2VCP26X75FX	#2 STR. (125/24-150/24)	#2	60	#2	.26 [7]	1.65 [42]	2.60 [66]	.75 [19]	.46 [12]	Brown	10	MY29-11 (2)	Y2MR (4)	W2CVT (4)	W2CRT (4)	U2CRT (2)	U2CRT (2)	U2CRT (2)	—	#2 - #6 AWG (1)	1-3/4"						
YE1VCP29X75FX	#1 STR. (175/24-225/24)	#1	75	#1	.29 [8]	1.66 [42]	2.63 [67]	.75 [19]	.51 [13]	Green	11	MY29-11 (2)	—	W1CVT (4)	W1CRT (4)	U1CRT-1 (2)	U1CRT-1 (2)	U1CRT-1 (2)	—	#1 - #6 AWG (1)	1-3/4"						
YE25P33X75FX	1/0 STR. (275/24)	1/0	100	1/0	.33 [8]	1.80 [46]	2.80 [71]	.75 [19]	.56 [14]	Pink	12	MY29-11 (2)	—	W25VT (4)	W25RT (4)	U25RT (2)	U25RT (2)	U25RT (2)	—	1/0 - #6 AWG (1)	1-7/8"						
YE26P37X75FX	2/0 STR. (325/24)	2/0	125	2/0	.37 [9]	1.82 [46]	2.86 [73]	.75 [19]	.63 [16]	Black	13	MY29-11 (2)	—	W26VT (4)	W26RT (4)	U26RT (2)	U26RT (2)	U26RT (2)	—	2/0 - #4 AWG (1)	1-7/8"						
YE27P41X82FX	3/0 STR. (450/24)	3/0	150	3/0	.41 [10]	1.97 [50]	3.11 [77]	.82 [21]	.70 [18]	Orange	14	MY29-11 (2)	—	W27VT (4)	W27RT (4)	U27RT (2)	U27RT (2)	U27RT (2)	—	3/0 - #2 AWG (1)	2-1/16"						
YE28P46X92FX	4/0 STR. (550/24)	4/0	200	4/0	.46 [12]	1.99 [51]	3.28 [81]	.92 [23]	.77 [20]	Purple	15	MY29-11 (2)	—	W28VT (4)	W28RT (4)	U28RT (2)	U28RT (2)	U28RT (2)	—	4/0 - #1 AWG (1)	2-1/16"						
FLEX CABLE ONLY																											
YE30P50X100FX	250 kcmil FLEX CLASS G 259 CLASS H 427	—	—	250 kcmil	.50 [10]	2.37 [60]	3.75 [95]	1.00 [25]	.81 [21]	Yellow	16	MY29-11 (2)	—	W29VT (4)	W29RT (4)	U29RT (2)	U29RT (2)	U29RT (2)	L29RT (1)	(1)	2-3/8"						
YE31P51X102FX	262.6 kcmil FLEX 250 FLEX CLASS I, K, M	—	—	262.6 kcmil	.51 [13]	2.39 [61]	3.82 [97]	1.02 [26]	.88 [22]	White	17	—	—	W30VT (8)	W30RT (8)	U30RT (4)	U30RT (4)	U30RT (4)	L30RT (1)	(1)	2-1/2"						
YE32P55X110FX	313.1 kcmil (775/24) (300 kcmil NOM)	—	—	300 kcmil	.55 [14]	2.53 [65]	4.08 [104]	1.10 [28]	.95 [24]	Red	18	—	—	W31VT (8)	W31RT (8)	U31RT (4)	U31RT (4)	U31RT (4)	L31RT (1)	(1)	2-5/8"						
YE34P59X118FX	373.7 kcmil (925/24) (350 kcmil NOM)	—	—	350 kcmil	.59 [15]	2.68 [68]	4.36 [111]	1.18 [30]	1.06 [27]	Blue	19	—	—	W32VT (8)	W32RT (8)	U32RT (4)	U32RT (4)	U32RT (4)	(2) 1	(1)	2-3/4"						
YE36P67X134FX	444.4 kcmil (1100/24) (450 kcmil NOM)	—	—	450 kcmil	.67 [17]	3.14 [80]	5.04 [128]	1.34 [30]	1.19 [30]	Brown	20	—	—	—	—	U34RT (4)	U34RT (4)	U34RT (4)	L34RT (2)	(1)	3-1/4"						
YE38P71X142FX	535.3 kcmil (1325/24) (500 kcmil NOM)	—	—	500 kcmil	.71 [18]	3.29 [84]	5.30 [135]	1.42 [36]	1.25 [32]	Pink	L99	—	—	—	—	U38XRT (4)	U38XRT (4)	U38XRT (4)	—	(1)	3-3/8"						
YE40P78X156FX	646 kcmil (1600/24) (600 kcmil NOM)	—	—	600 kcmil	.78 [20]	3.31 [84]	5.51 [140]	1.56 [40]	1.35 [34]	Black	24	—	—	—	—	U39RT (4)	U39RT (4)	U39RT (4)	L39RT (2)	(1)	3-7/16"						
YE44P87X174FX	777.7 kcmil (1925/24) (750 kcmil NOM)	—	—	750 kcmil	.87 [22]	3.54 [90]	5.99 [152]	1.74 [44]	1.50 [38]	Yellow	L115	—	—	—	—	U44XRT (4)	U44XRT (4)	U44XRT (4)	—	(1)	3-5/8"						
CODE CONDUCTOR ONLY AWG																											
YE29P50X100	250 kcmil	250	—	250 kcmil	.50 [13]	1.99 [51]	3.33 [84]	1.00 [25]	.75 [19]	Yellow	16	MY29-11 (2)	—	W29VT (4)	W29RT (4)	U29RT (2)	U29RT (2)	U29RT (2)	L29RT (1)	250 kcmil - 1/0 AWG (1)	2-1/2"						
YE30P55X110	300 kcmil	300	—	300 kcmil	.55 [14]	2.37 [60]	3.85 [98]	1.10 [28]	.81 [21]	White	17	—	—	W30VT (8)	W30RT (8)	U30RT (4)	U30RT (4)	U30RT (4)	L30RT (1)	300 kcmil - 2/0 AWG (1)	2-5/8"						
YE31P59X118	350 kcmil	350	—	350 kcmil	.59 [15]	2.39 [61]	3.98 [101]	1.18 [30]	.88 [22]	Red	18	—	—	W31VT (8)	W31RT (8)	U31RT (4)	U31RT (4)	U31RT (4)	L31RT (1)	350 kcmil - 3/0 AWG (1)	2-3/4"						
YE32P63X126	400 kcmil	400	—	400 kcmil	.63 [16]	2.53 [65]	4.24 [108]	1.26 [32]	.95 [24]	Blue	19	—	—	W32VT (8)	W32RT (8)	U32RT (4)	U32RT (4)	U32RT (4)	L32RT (1)	450 kcmil - 4/0 AWG (1)	3-1/4"						
YE34P71X142	500 kcmil	—	—	500 kcmil	.71 [18]	2.68 [68]	4.60 [117]	1.42 [36]	1.06 [27]	Brown	20	—	—	W34VT (8)	W34RT (8)	U34RT (4)	U34RT (4)	U34RT (4)	L34RT (2)	500 kcmil - 4/0 AWG (1)	3-3/8"						
YE36P78X156	600 kcmil	—	—	600 kcmil	.78 [20]	3.14 [80]	5.25 [133]	1.56 [40]	1.19 [30]	Green	22	—	—	—	—	U36RT (4)	U36RT (4)	U36RT (4)	L36RT (2)	600 kcmil - 250 kcmil (1)	3-7/16"						
YE39P87X174	750 kcmil	—	—	750 kcmil	.87 [22]	3.37 [86]	5.73 [145]	1.74 [44]	1.30 [33]	Black	24	—	—	—	—	U39RT (4)	U39RT (4)	U39RT (4)	L39RT (2)	750 kcmil - 500 kcmil (1)	3-5/8"						

1 For sizes above 4/0 the MD6-6R2 must be used.

④ To use "U" Dies in Y46 HYPRESS™, catalog number PUADP-1 die adaptor is required.

Note: All dimensions shown are for reference only.

REDUCED PIN DIAMETER

C-116

CATALOG NUMBER	ACCOMMODATES COPPER WIRE SIZES			PIN SIZE EQUIV-ALENT	DIMENSIONS					COLOR CODE	DIE INDEX	MECH TOOLS (# OF CRIMPS)						HYDRAULIC TOOLS (# OF CRIMPS)				CABLE STRIP LENGTH
	FLEX CABLE	CODE AWG	NAVY		A DIA. [MM]	B [MM]	L [MM]	P [MM]	OD [MM]			MY	Y2MR	MD7-34R	MD6/MD7	Y35/Y39 Y750	Y45	④ Y46	Y60BHU	Y644M (ACCOMMODATES EXPANDED WIRE RANGE)		
																					Y45	
YE4V4CP19X75FX	#4 STR. (91/24-105/24)	#4	40	#5	.19 [5]	1.37 [35]	2.27 [58]	.75 [19]	.38 [10]	Gray	8	MY29-11 (2)	Y2MR (4)	W4CVT (2)	W4CVT (2)	U4CRT (2)	U4CRT (2)	U4CRT (2)	—	#4 - #6 AWG (1)	1-15/32"	
YE2V2CP23X75FX	#2 STR. (125/24-150/24)	#2	60	#3	.23 [6]	1.65 [42]	2.60 [66]	.75 [19]	.46 [12]	Brown	10	MY29-11 (2)	Y2MR (4)	W2CVT (2)	W2CVT (2)	U2CRT (2)	U2CRT (2)	U2CRT (2)	—	#2 - #6 AWG (1)	1-3/4"	
YE1V1CP26X75FX	#1 STR. (175/24-225/24)	#1	75	#2	.26 [7]	1.66 [42]	2.63 [67]	.75 [19]	.51 [13]	Green	11	MY29-11 (2)	—	W1CVT (2)	W1CVT (2)	U1CRT (2)	U1CRT (2)	U1CRT (2)	—	#1 - #6 AWG (1)	1-3/4"	
YE2V2P29X75FX	1/0 STR. (275/24)	1/0	100	#1	.29 [8]	1.80 [46]	2.80 [71]	.75 [19]	.56 [14]	Pink	12	MY29-11 (2)	—	W25VT (4)	W25VT (4)	U25RT (2)	U25RT (2)	U25RT (2)	—	1/0 - #6 AWG (1)	1-7/8"	
YE2V2P33X75FX	2/0 STR. (325/24)	2/0	125	1/0	.33 [8]	1.82 [46]	2.86 [73]	.75 [19]	.63 [16]	Black	13	MY29-11 (2)	—	W26VT (4)	W26VT (4)	U26RT (2)	U26RT (2)	U26RT (2)	—	2/0 - #4 AWG (1)	1-7/8"	
YE2V2P37X75FX	3/0 STR. (450/24)	3/0	150	2/0	.37 [9]	1.97 [50]	3.04 [77]	.75 [19]	.70 [18]	Orange	14	MY29-11 (2)	—	W27VT (4)	W27VT (4)	U27RT (2)	U27RT (2)	U27RT (2)	—	3/0 - #2 AWG (1)	2-1/16"	
YE2V2P41X75FX	4/0 STR. (550/24)	4/0	200	3/0	.41 [10]	1.99 [51]	3.18 [81]	.75 [21]	.77 [20]	Purple	15	MY29-11 (2)	—	W28VT (4)	W28VT (4)	U28RT (2)	U28RT (2)	U28RT (2)	—	4/0 - #1 AWG (1)	2-1/16"	
FLEX CABLE ONLY																						
YE30P46X92FX	250 kcmil FLEX CLASS G 259 CLASS H 427	—	4/0	—	.46 [12]	2.37 [60]	3.67 [93]	.92 [23]	.81 [21]	Yellow	16	MY29-11 (2)	—	W29VT (4)	W29VT (4)	U29RT (2)	U29RT (2)	U29RT (2)	L29RT (1)	(1)	2-3/8"	
YE31P46X92FX	262.6 kcmil FLEX 250 FLEX CLASS I, K, M	—	4/0	—	.46 [12]	2.39 [61]	3.72 [94]	.92 [23]	.88 [22]	White	17	—	—	W30VT (8)	—	U30RT (4)	U30RT (4)	U30RT (4)	L30RT (1)	(1)	2-1/2"	
YE32P51X102FX	313.1 kcmil (775/24) (300 kcmil NOM)	—	250	—	.51 [13]	2.53 [65]	4.00 [102]	1.02 [26]	.95 [24]	Red	18	—	—	W31VT (8)	—	U31RT (4)	U31RT (4)	U31RT (4)	L31RT (1)	(1)	2-5/8"	
YE34P55X110FX	373.7 kcmil (925/24) (350 kcmil NOM)	—	300	—	.55 [14]	2.68 [68]	4.28 [109]	1.10 [28]	1.06 [27]	Blue	19	—	—	W32VT (8)	—	U32RT (4)	U32RT (4)	U32RT (4)	L32RT (2)	(1)	2-3/4"	
YE36P59X118FX	444.4 kcmil (1100/24) (450 kcmil NOM)	—	350	—	.59 [15]	3.14 [80]	4.88 [124]	1.18 [30]	1.19 [30]	Brown	20	—	—	—	—	U34RT (4)	U34RT (4)	U34RT (4)	L34RT (2)	(1)	3-1/4"	
YE38P67X134FX	535.3 kcmil (1325/24) (500 kcmil NOM)	—	450	—	.67 [17]	3.29 [84]	5.22 [133]	1.34 [34]	1.25 [32]	Pink	L99	—	—	—	—	U38XRT (4)	U38XRT (4)	U38XRT (4)	—	(1)	3-3/8"	
YE40P71X142FX	646 kcmil (1600/24) (600 kcmil NOM)	—	500	—	.71 [18]	3.31 [84]	5.27 [136]	1.42 [36]	1.35 [34]	Black	24	—	—	—	—	U39RT (4)	U39RT (4)	U39RT (4)	L39RT (2)	(1)	3-7/16"	
YE44P78X156FX	777.7 kcmil (1925/24) (750 kcmil NOM)	—	600	—	.78 [20]	3.54 [90]	5.81 [148]	1.56 [40]	1.50 [38]	Yellow	L115	—	—	—	—	U44XRT (4)	U44XRT (4)	U44XRT (4)	—	(1)	3-5/8"	
CODE CONDUCTOR ONLY AWG																						
YE29P46X92	250 kcmil	250	4/0	—	.46 [12]	2.37 [60]	3.25 [82]	.92 [23]	.75 [19]	Yellow	16	MY29-11 (2)	—	W29VT (4)	W29RT (4)	U29RT (2)	U29RT (2)	U29RT (2)	L29RT (1)	250 kcmil - 1/0 AWG (1)	2-1/2"	
YE30P50X100	300 kcmil	300	250	—	.51 [13]	2.39 [61]	3.75 [95]	1.00 [25]	.81 [21]	White	17	—	—	W30VT (8)	W30RT (8)	U30RT (4)	U30RT (4)	U30RT (4)	L30RT (1)	300 kcmil - 2/0 AWG (1)	2-5/8"	
YE31P55X110	350 kcmil	350	300	—	.55 [14]	2.53 [65]	3.90 [99]	1.10 [28]	.88 [22]	Red	18	—	—	W31VT (8)	W31RT (8)	U31RT (4)	U31RT (4)	U31RT (4)	L31RT (1)	350 kcmil - 3/0 AWG (1)	2-3/4"	
YE32P59X118	400 kcmil	400	350	—	.59 [15]	2.68 [68]	4.16 [106]	1.18 [30]	.95 [24]	Blue	19	—	—	W32VT (8)	W32RT (8)	U32RT (4)	U32RT (4)	U32RT (4)	L32RT (2)	450 kcmil - 4/0 AWG (1)	3-1/4"	
YE34P63X126	500 kcmil	—	400	—	.63 [16]	3.14 [80]	4.44 [113]	1.26 [32]	1.06 [27]	Brown	20	—	—	W34VT (8)	W34RT (8)	U34RT (4)	U34RT (4)	U34RT (4)	L34RT (2)	500 kcmil - 4/0 AWG (1)	3-3/8"	
YE36P71X142	600 kcmil	—	500	—	.71 [18]	3.37 [86]	5.11 [130]	1.42 [36]	1.19 [30]	Green	22	—	—	—	—	U36RT (4)	U36RT (4)	U36RT (4)	L36RT (2)	600 kcmil - 250 kcmil (1)	3-7/16"	
YE39P78X156	750 kcmil	—	600	—	.78 [20]	3.37 [86]	5.55 [141]	1.56 [40]	1.30 [33]	Black	24	—	—	—	—	U39RT (4)	U39RT (4)	U39RT (4)	L39RT (2)	750 kcmil - 500 kcmil (1)	3-5/8"	

1 For sizes above 4/0 the MD6-6R2 must be used.
 ④ To use "U" Dies in Y46 HYPRESS™, Catalog number PUADP-1 die adaptor is required.
Note: All dimensions shown are for reference only.

REDUCED PIN DIAMETER

CATALOG NUMBER	ACCOMMODATES COPPER WIRE SIZES			PIN SIZE EQUIV-ALENT	DIMENSIONS					INSTALLATION DATA												CABLE STRIP LENGTH
	FLEX CABLE	CODE AWG	NAVY		A DIA. [MM]	B [MM]	L [MM]	P [MM]	OD [MM]	COLOR CODE	DIE INDEX	MECH TOOLS (# OF CRIMPS)				HYDRAULIC TOOLS (# OF CRIMPS)				Y644M (ACCOMMODATES EXPANDED WIRE RANGE)		
												MY	Y2MR	MD7-34R	MD6/MD7	Y35/Y39	Y45	④ Y46	Y60BHU			
YE4CP16X75FX	#4 STR. (91/24-105/24)	#4	40	#6	.16 [4]	1.37 [35]	2.27 [58]	.75 [19]	.38 [10]	Gray	8	MY29-11 (2)	Y2MR (4)	W4CVT (4)	W4CRT (4)	U4CRT (2)	U4CRT (2)	U4CRT (2)	—	#4 - #6 AWG (1)	1-15/32"	
YE2CP20X75FX	#2 STR. (125/24-150/24)	#2	60	#4	.20 [5]	1.65 [42]	2.60 [66]	.75 [19]	.46 [12]	Brown	10	MY29-11 (2)	Y2MR (4)	W2CVT (4)	W2CRT (4)	U2CRT (2)	U2CRT (2)	U2CRT (2)	—	#2 - #6 AWG (1)	1-3/4"	
YE1CP23X75FX	#1 STR. (175/24-225/24)	#1	75	#3	.23 [6]	1.66 [42]	2.63 [67]	.75 [19]	.51 [13]	Green	11	MY29-11 (2)	—	W1CVT (4)	W1CRT (4)	U1CRT-1 (2)	U1CRT-1 (2)	U1CRT-1 (2)	—	#1 - #6 AWG (1)	1-3/4"	
YE25P26X75FX	1/0 STR. (275/24)	1/0	100	#2	.26 [7]	1.80 [46]	2.80 [71]	.75 [19]	.56 [14]	Pink	12	MY29-11 (2)	—	W25VT (4)	W25RT (4)	U25RT (2)	U25RT (2)	U25RT (2)	—	1/0 - #6 AWG (1)	1-7/8"	
YE26P29X75FX	2/0 STR. (325/24)	2/0	125	#1	.29 [8]	1.82 [46]	2.86 [73]	.75 [19]	.63 [16]	Black	13	MY29-11 (2)	—	W26VT (4)	W26RT (4)	U26RT (2)	U26RT (2)	U26RT (2)	—	2/0 - #4 AWG (1)	1-7/8"	
YE27P33X75FX	3/0 STR. (450/24)	3/0	150	1/0	.33 [8]	1.97 [50]	3.04 [77]	.75 [19]	.70 [18]	Orange	14	MY29-11 (2)	—	W27VT (4)	W27RT (4)	U27RT (2)	U27RT (2)	U27RT (2)	—	3/0 - #2 AWG (1)	2-1/16"	
YE28P37X75FX	4/0 STR. (550/24)	4/0	200	2/0	.37 [9]	1.99 [51]	3.11 [81]	.75 [19]	.77 [20]	Purple	15	MY29-11 (2)	—	W28VT (4)	W28RT (4)	U28RT (2)	U28RT (2)	U28RT (2)	—	4/0 - #1 AWG (1)	2-1/16"	

FLEX CABLE ONLY		CATALOG NUMBER	FLEX CABLE	CODE AWG	NAVY	PIN SIZE EQUIV-ALENT	DIMENSIONS					COLOR CODE	DIE INDEX	MECH TOOLS (# OF CRIMPS)				HYDRAULIC TOOLS (# OF CRIMPS)				Y644M (ACCOMMODATES EXPANDED WIRE RANGE)	CABLE STRIP LENGTH
A DIA. [MM]	B [MM]						L [MM]	P [MM]	OD [MM]	MY	Y2MR			MD7-34R	MD6/MD7	Y35/Y39	Y45	④ Y46	Y60BHU				
.41 [10]	2.37 [60]	3.57 [91]	.82 [21]	.81 [21]	Yellow	16	MY29-11 (2)	—	W29VT (4)	W29RT (4)	U29RT (2)	U29RT (2)	U29RT (2)	L29RT (1)	(1)	2-3/8"							
.41 [10]	2.39 [61]	3.62 [92]	.82 [21]	.88 [22]	White	17	—	—	W30VT (8)	W30RT (8)	U30RT (4)	U30RT (4)	U30RT (4)	L30RT (1)	(1)	2-1/2"							
.46 [12]	2.53 [65]	3.90 [99]	.92 [23]	.95 [24]	Red	18	—	—	W31VT (8)	W31RT (8)	U31RT (4)	U31RT (4)	U31RT (4)	L31RT (1)	(1)	2-5/8"							
.51 [13]	2.68 [68]	4.20 [107]	1.02 [26]	1.06 [27]	Blue	19	—	—	W32VT (8)	W32RT (8)	U32RT (4)	U32RT (4)	U32RT (4)	L32RT (2) 1	(1)	2-3/4"							
.55 [14]	3.14 [80]	4.80 [122]	1.10 [28]	1.19 [30]	Brown	20	—	—	—	—	U34RT (4)	U34RT (4)	U34RT (4)	L34RT (2)	(1)	3-1/4"							
.59 [15]	3.29 [84]	5.06 [129]	1.18 [30]	1.25 [32]	Pink	L99	—	—	—	—	U38XRT (4)	U38XRT (4)	U38XRT (4)	—	(1)	3-3/8"							
.67 [17]	3.31 [84]	5.29 [134]	1.34 [34]	1.35 [34]	Black	24	—	—	—	—	U39RT (4)	U39RT (4)	U39RT (4)	L39RT (2)	(1)	3-7/16"							
.71 [18]	3.54 [90]	5.67 [144]	1.42 [36]	1.50 [38]	Yellow	L115	—	—	—	—	U44XRT (4)	U44XRT (4)	U44XRT (4)	—	(1)	3-5/8"							

CODE CONDUCTOR ONLY AWG		CATALOG NUMBER	FLEX CABLE	CODE AWG	NAVY	PIN SIZE EQUIV-ALENT	DIMENSIONS					COLOR CODE	DIE INDEX	MECH TOOLS (# OF CRIMPS)				HYDRAULIC TOOLS (# OF CRIMPS)				Y644M (ACCOMMODATES EXPANDED WIRE RANGE)	CABLE STRIP LENGTH
A DIA. [MM]	B [MM]						L [MM]	P [MM]	OD [MM]	MY	Y2MR			MD7-34R	MD6/MD7	Y35/Y39	Y45	④ Y46	Y60BHU				
.31 [51]	1.99 [79]	3.32 [93]	1.09 [28]	.75 [19]	Yellow	16	MY29-11 (2)	—	W29VT (4)	W29RT (4)	U29RT (2)	U29RT (2)	U29RT (2)	L29RT (1)	250 kcmil - 1/0 AWG (1)	2-1/2"							
.41 [10]	1.99 [51]	3.15 [80]	.82 [21]	.75 [19]	Yellow	16	MY29-11 (2)	—	W29VT (4)	W29RT (4)	U29RT (2)	U29RT (2)	U29RT (2)	L29RT (1)	250 kcmil - 1/0 AWG (1)	2-1/2"							
.46 [12]	2.37 [60]	3.67 [93]	.92 [23]	.81 [21]	White	17	—	—	W30VT (8)	W30RT (8)	U30RT (4)	U30RT (4)	U30RT (4)	L30RT (1)	300 kcmil - 2/0 AWG (1)	2-5/8"							
.51 [13]	2.39 [61]	3.80 [100]	1.00 [28]	.88 [22]	Red	18	—	—	W31VT (8)	W31RT (8)	U31RT (4)	U31RT (4)	U31RT (4)	L31RT (1)	350 kcmil - 3/0 AWG (1)	2-3/4"							
.55 [14]	2.53 [65]	4.08 [104]	1.10 [28]	.95 [24]	Blue	19	—	—	W32VT (8)	W32RT (8)	U32RT (4)	U32RT (4)	U32RT (4)	L32RT (1)	450 kcmil - 4/0 AWG (1)	3-1/4"							
.59 [15]	2.68 [68]	4.36 [111]	1.18 [30]	1.06 [27]	Brown	20	—	—	W34VT (8)	W34RT (8)	U34RT (4)	U34RT (4)	U34RT (4)	L34RT (2)	500 kcmil - 4/0 AWG (1)	3-3/8"							
.63 [16]	3.14 [80]	4.95 [126]	1.26 [32]	1.19 [30]	Green	22	—	—	—	—	U36RT (4)	U36RT (4)	U36RT (4)	L36RT (2)	600 kcmil - 250 kcmil (1)	3-7/16"							
.71 [18]	3.37 [86]	5.41 [137]	1.42 [36]	1.30 [33]	Black	24	—	—	—	—	U39RT (4)	U39RT (4)	U39RT (4)	L39RT (2)	750 kcmil - 500 kcmil (1)	3-5/8"							

1 For sizes above 4/0 the MD6-6R2 must be used.
 ④ To use "U" Dies in Y46 HYPRESS™, Catalog number PUADP-1 die adaptor is required.
 Note: All dimensions shown are for reference only.

TYPES YA-A AND YA-A-TN

HYLUG™

UNINSULATED ALUMINUM COMPRESSION TERMINAL

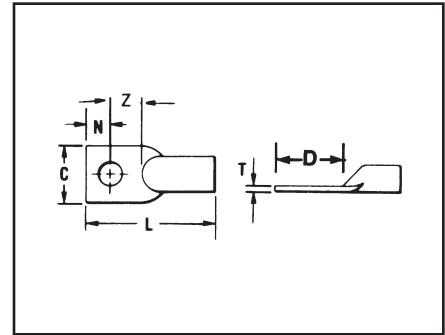
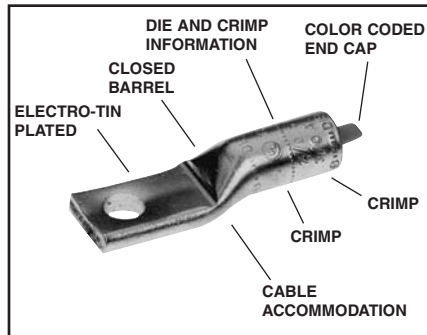
1-HOLE DESIGN

C-118

UL Listed 90° C, 600 Volts to 35 KV◆

Type YA-A aluminum tin-plated compression HYLUG™ terminals are dual-rated and designed for use on both aluminum and copper conductors from #12 sol. through 2000 kcmil.

They are designed for heavy duty applications to 35KV. YA-A terminals are prefilled with PENETROX®, and assembled with color-coded end caps. Available with one, two, and four-hole NEMA tongues, the aluminum HYLUG™ terminals are designed for a permanent trouble-free electrical termination.



Features and Benefits

- Manufactured from high conductivity, wrought aluminum with heavy duty wall thickness.
 - ◇ Provides maximum conductivity, low resistance and ductility for an excellent combination of electrical and crimp forming properties.
- Electro-tin plated.
 - ◇ Provides durable long lasting corrosion resistance.
- Internally bevelled barrel.
 - ◇ Provides easy cable insertion.
- Meets UL486B 90° C requirements.
 - ◇ Provides a quality electrical dual connection.
- Connector is clearly marked with wire size, die index, color-code and the proper number and location of crimps.
 - ◇ Provides easy identification and tooling recommendation for a proper compression which forms a homogeneous mass resulting in an excellent electrical connection.
- Factory prefilled with PENETROX® oxide inhibiting compound.
 - ◇ Oxide inhibiting compound contains homogeneously suspended metallic particles to penetrate the wires' oxides, establish electrical continuity and forms an airtight connection.
- Color-coded end caps inserted in barrel end.
 - ◇ Prevents foreign materials from entering and contaminating the connector prior to usage plus identifies the proper color-coded die for a reliable connection.

Catalog Number	Code Conductor •	Stud Size	No. of Holes in Pad	Dimensions						Installation Tooling ▲					Wire Strip Length
				C	D	L	N	T REF.	Z Min.	Dieless (# of crimps)		Y35, Y39, Y750, Y46*		▲ Die Index	
										Mechanical Tooling	Hydraulic HYPRESS	Die Number (# of crimps)	Color Code		
YA12WA-TN ‡	12 sol.	12	1	.41	.50	1.19	.20	.08	.30	MR8-27 (1)	—	—	①	—	5/8"
YA12A-TN ‡	12 str.	10	1	.41	.50	1.22	.20	.08	.30						
YA10A-TN ‡	10 str.	10	1	.41	.50	1.22	.20	.08	.30						
YA8CA1	8 str.	10	1	.53	.60	1.50	.20	.09	.40	MY29-3 (1) Y81KFT (1) Y81KFTMBH (1) PAT81KFT-18V (1)	Y81KFT (1) Y81KFTMBH (1) PAT81KFT-18V (1)	U8CABT (1)	Blue	374	5/8"
YA8CA3		1/4		.53	.75	1.65	.25	.09	.50						
YA6CA1	6 str.	1/4	1	.47	.75	1.84	.33	.14	.42	MY644M (1) Y81KFT (1) Y81KFTMBH (1) PAT81KFT-18V (1)	Y81KFT (1) Y81KFTMBH (1) PAT81KFT-18V (1)	U6CABT (1)	Gray	346	3/4"
YA6CA3		3/8		.65	1.19	2.28	.44	.09	.75						

• Contact BURNDY® for conductor, stud sizes and hole drillings not shown.
 ◆ See tooling section of this catalog for complete tool and die listings.
 ① No color code assigned.

‡ UL Listed for Aluminum only.
 * Use PUADP-1 adaptor with "U" dies in Y46 HYPRESS™.
 ◆ For applications greater than 2000 Volts consult cable manufacturer for voltage stress relief instructions.
Note: All dimensions shown are for reference only.

BURNDY® Products FCI

Compression

TYPES YA-A AND YA-A-TN

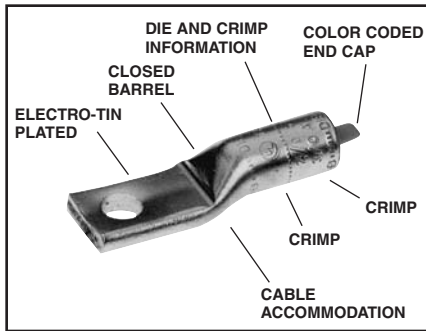
(Continued)

HYLUG™

UNINSULATED ALUMINUM COMPRESSION TERMINAL

1-HOLE DESIGN

UL Listed 90° C,
600 Volts to 35 KV◆



C-119

Catalog Number	Code Conductor	Stud Size	No. of Holes in Pad	Dimensions						Installation Tooling ▲					Wire Strip Length
				C	D	L	N	T REF.	Z Min.	Dieless (# of crimps)		Y35, Y39, Y750, Y46*		▲ Die Index	
										Mechanical Tooling	Hydraulic HYPRESS	Die Number (# of crimps)	Color Code		
YA4CA1	4 str.	1/4	1	.47	.75	2.13	.33	.18	.42	MY29-3 (1)	Y81KFT (1) Y81KFTMBH (1) PAT81KFT-18V (1) Y644HS (1)	U4CABT (1)	Green	375	7/8"
YA4CA3		5/16		.80	.87	2.25	.41	.12	.46						
YA4CA6		3/8		.80	.94	2.32	.44	.12	.50						
YA2CA5	2 str.	1/4	1	.50	.91	2.25	.32	.22	.43	MY29-3 (1)		U2CABT (1)	Pink	348	1-1/8"
YA2CA1		5/16		.88	1.03	2.50	.41	.16	.47						
YA2CA3		3/8		.88	1.03	2.56	.44	.16	.50						
YA1CA1	1 str.	3/8	1	.76	1.19	2.59	.44	.19	.75	MY29-3 (1)		U1CART (1)	Gold	471	15/16"
YA25A1	1/0 str.	5/16	1	.60	.87	2.31	.41	.21	.46	MY29-3 (2)	Y81KFT (2) Y81KFTMBH (2) Y644HS (1) PAT81KFT-18V (2)	U25ART (1)	Tan	296	1-1/16"
YA25A3		3/8		.82	1.18	2.67	.63	.21	.55						
YA25A9		1/2		1.03	1.34	2.67	.63	.17	.71						
YA26A6	2/0 str.	3/8	1	.67	1.18	2.79	.44	.24	.74	MY29-3 (2)		U26ART (2)	Olive	297	1-3/8"
YA26A1		1/2		1.03	1.36	3.03	.63	.20	.73						
YA27A1	3/0 str.	3/8	1	.73	1.18	2.88	.44	.26	.74	MY29-3 (2)		U27ART (2)	Ruby	467	1-1/2"
YA27A3		1/2		1.04	1.37	3.27	.63	.26	.74						
YA28A1	4/0 str.	3/8	1	1.17	1.18	3.26	.44	.30	.74	MY29-3 (2)		U28ART (2)	White	298	1-5/8"
YA28A3		1/2		1.17	1.36	3.44	.63	.30	.73						
YA29A1	250 kcmil	1/2	1	1.26	1.36	3.53	.63	.33	.73	MY29-3 (2)		U29ART (2)	Red	324	1-5/8"
YA30A6	300 kcmil	3/8	1	1.38	1.37	3.90	.63	.36	.74	MY29-3 (2)		U30ART (2)	Blue	470	1-3/4"
YA30A1		1/2		1.38	1.37	3.90	.63	.36	.74						
YA31A1	350 kcmil	1/2	1	1.52	1.37	4.33	.63	.39	.74	MY29-3 (2)	Y644HS (1) Y81KFT (3) Y81KFTMBH (3) PAT81KFT-18V (3)	U31ART (2)	Brown	299	2-1/8"
YA32A1	400 kcmil	5/8	1	1.62	1.88	4.92	.88	.43	1.00	—	Y644HS (1)	U32ART (4)	Green	472	2-1/2"
YA34A1	500 kcmil	5/8	1	1.80	1.91	5.56	.88	.46	1.03	—	Y81KFT (4)	U34ART (4)	Pink	300	2-5/8"
YA36A1	600 kcmil	5/8	1	1.97	1.88	5.82	.88	.52	1.00	—	Y81KFTMBH (4)	U36ART (4)	Black	473	2-7/8"
YA39A1	700/750 kcmil	1/2	1	2.05	1.34	5.26	.63	.43	.71	MY29-3 (2)	PAT81KFT-18V (4)	U39ART-2 (4)	Yellow	936	2-7/8"
YA39A3		5/8		2.05	1.88	5.80	.88	.43	1.00						
YA44A1	1000 kcmil	5/8	1	2.50	1.89	6.50	.88	.43	1.01	—		P44ART** (4)	Brown	302	3"

• Contact BURNDY® for conductor, stud sizes and hole drillings not shown.
▲ See tooling section of this catalog for complete tool and die listings.

* Use PUADP-1 adaptor with "U" dies in Y46 HYPRESS™.
** P44ART for use with Y46 HYPRESS™ only. PUADP-1 adaptor not required.

◆ For applications greater than 2000 Volts consult cable manufacturer for voltage stress relief instructions.
Note: All dimensions shown are for reference only.

Y644HS DIELESS HYPRESS™ RANGE-TAKING CAPABILITIES

The following size HYDENT™ lugs and two way splices, when crimped with the Y644HS DIELESS HYPRESS™ tool, produce the following range taking capabilities:

ALUMINUM CONNECTORS					
STANDARD WIRE SIZE	EXPANDED WIRE RANGE	STANDARD WIRE SIZE	EXPANDED WIRE RANGE	STANDARD WIRE SIZE	EXPANDED WIRE RANGE
#6 AWG	#6 AWG	1/0 AWG	1/0 - #1 AWG	250 kcmil	250 kcmil - 1/0 AWG
#4 AWG	#4 - #6 AWG	2/0 AWG	2/0 - #1 AWG	300 kcmil	300 kcmil - 2.0 AWG
#2 AWG	#2 - #6 AWG	3/0 AWG	3/0 - #1 AWG	350 kcmil	350 kcmil - 3/0 AWG
#1 AWG	#1 - #2 AWG	4/0 AWG	4/0 - #1 AWG	400 kcmil	400 kcmil - 4/0 AWG
				500 kcmil	500 kcmil - 4/0 AWG
				600 kcmil	600 - 250 kcmil
				750 kcmil	750 - 500 kcmil

BURNDY® Products FCI

Compression

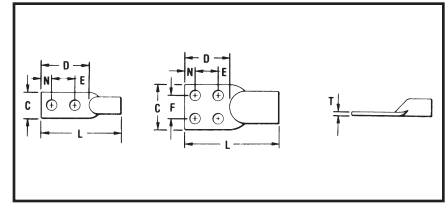
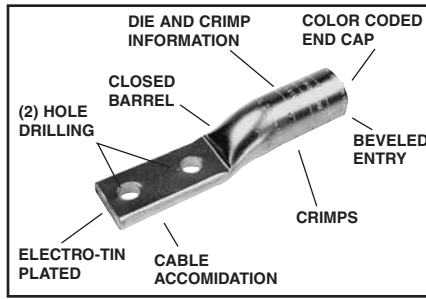
TYPE YA-A

HYLUG™

UNINSULATED ALUMINUM COMPRESSION TERMINAL

2-HOLE AND 4-HOLE DESIGNS

UL Listed 90° C,
600 Volts to 35 KV◆



C-120

Type YA-A 2- and 4-hole pads inhibit connector rotation and increase area contact. These

aluminum terminals have the same design features and benefits as the 1-hole YA-A with an added stud hole for a more secure termi-

nation to various types of equipment pads. They are dual-rated for use on both aluminum and copper conductors.

Catalog Number	Code Conductor	Stud Size	No. of Holes in Pad	Dimensions							Installation Tooling ▲					Wire Strip Length
				C	D	E & F	L	N	T REF.	Z Min.	Dieless (# of crimps)		Y35, Y39, Y750, Y46*		Die Index	
											Mechanical Tooling	Hydraulic HYPRESS	Die Number (# of crimps)	Color Code		
YA2CA9	2 str.	1/2	2-NEMA	1.12	1.03	1.75	4.73	.63	.16	.73	MY29-3 (1)	Y644HS (1) Y81KFT (1) Y81KFTMBH (1) PAT81KFT-18V (1)	U2CABT (1)	Pink	348	1-1/8"
YA25A5	1/0 str.	3/8	2	.82	2.24	1.06	3.73	.63	.21	.55	MY29-3 (1)	Y644HS (1) Y81KFT (2) Y81KFTMBH (2) PAT81KFT-18V (2)	U25ART (1)	Tan	296	1-1/16"
YA25A7		1/2	2-NEMA	1.03	3.10	1.75	4.59	.63	.17	.72						
YA26A3	2/0 str.	1/2	2-NEMA	1.03	3.11	1.75	4.78	.63	.20	.73	MY29-3 (2)	Y644HS (1) Y81KFT (2) Y81KFTMBH (2) PAT81KFT-18V (2)	U26ART (2)	Olive	297	1-3/8"
YA26A5		3/8	2	.92	1.89	1.00	3.56	.44	.24	.45						
YA27A5	3/0 str.	1/2	2-NEMA	1.04	3.12	1.75	5.02	.63	.26	.74	MY29-3 (2)	Y644HS (1) Y81KFT (2) Y81KFTMBH (2) PAT81KFT-18V (2)	U27ART (2)	Ruby	467	1-1/2"
YA27A7		3/8	2	1.04	1.89	1.00	3.79	.44	.26	.45						
YA28A5	4/0 str.	1/2	2-NEMA	1.17	3.11	1.75	5.19	.63	.30	.73	MY29-3 (2)	Y644HS (1) Y81KFT (2) Y81KFTMBH (2) PAT81KFT-18V (2)	U28ART (2)	White	298	1-5/8"
YA28A7		3/8	2	1.17	1.89	1.00	3.97	.44	.30	.45						
YA29A3	250 kcmil	1/2	2-NEMA	1.26	3.11	1.75	5.28	.63	.33	.73	MY29-3 (2)	Y644HS (1) Y81KFT (2) Y81KFTMBH (2) PAT81KFT-18V (2)	U29ART (2)	Red	324	1-5/8"
YA29A5		3/8	2	1.26	1.89	1.00	4.06	.44	.33	.45						
YA30A3	300 kcmil	1/2	2-NEMA	1.38	3.11	1.75	5.69	.63	.36	.73	MY29-3 (2)	Y644HS (1) Y81KFT (2) Y81KFTMBH (2) PAT81KFT-18V (2)	U30ART (2)	Blue	470	1-3/4"
YA30A5		3/8	2	1.38	1.89	1.00	5.64	.44	.36	.45						
YA31A5	350 kcmil	3/8	2	1.52	1.89	1.00	4.85	.44	.39	.45	MY29-3 (2)	Y644HS (1) Y81KFT (3) Y81KFTMBH (3) PAT81KFT-18V (3)	U31ART (2)	Brown	299	2-1/8"
YA31A3		1/2	2-NEMA	1.52	3.11	1.75	6.07	.63	.39	.73						
YA32A5	400 kcmil	3/8	2	1.62	1.89	1.00	4.93	.44	.43	.94			U32ART (4)	Green	472	2"
YA34A3	500 kcmil	1/2	2-NEMA	1.62	3.15	1.75	6.80	.63	.46	.77	MY29-3 (2)	Y644HS (1) Y81KFT (4) Y81KFTMBH (4) PAT81KFT-18V (4)	U34ART (4)	Pink	300	2-5/8"
YA34A5		3/8	2	1.80	1.89	1.00	5.54	.44	.46	.45						
YA36A3	600 kcmil	1/2	2-NEMA	1.62	3.15	1.75	7.09	.63	.52	.77	MY29-3 (2)	Y644HS (1) Y81KFT (4) Y81KFTMBH (4) PAT81KFT-18V (4)	U36ART (4)	Black	473	2-7/8"
YA36A5		3/8	2	1.97	1.89	1.00	5.83	.44	.52	.45						
YA39A7	700/750 kcmil	3/8	2	2.05	1.89	1.00	5.81	.44	.43	.45	MY29-3 (2)	Y644HS (1) Y81KFT (4) Y81KFTMBH (4) PAT81KFT-18V (4)	U39ART (4)	Yellow	936	2-7/8"
YA39A5		1/2	2-NEMA	1.62	3.15	1.75	7.07	.63	.43	.77						
YA39AM2		1/2	2-NEMA	1.69	3.12	1.75	7.31	.63	.57	.74			P39ART** (4)	Red	301	2-7/8"
YA44A3	1000 kcmil	1/2	2-NEMA	1.65	3.15	1.75	7.76	.63	.66	.77			P44ART** (4)	Brown	302	3"
YA45A5	1250 kcmil	1/2	2-NEMA	1.65	3.15	1.75	7.76	.63	.66	.77			P44ART** (4)	Brown	302	3"
YA46A3	1500 kcmil	1/2	2-NEMA	3.09	3.16	1.75	8.75	.63	.81	.78			L46ART (2)	Red	478	2-3/4"
YA46A5	1500 kcmil	1/2	4-NEMA	3.09	3.16	1.75	8.75	.63	.81	.78						
YA48A3	2000 kcmil	1/2	2-NEMA	3.57	3.11	1.75	8.49	.63	.90	.73			L48ART (2)	Red	479	4-1/8"

- Contact BURNDY® or conductor, stud sizes and hole drillings not shown.
- ▲ See tooling section of this catalog for complete tool and die listings.
- ‡ Use Y60 BHU HYPRESS™ with L46ART and L48ART die sets.
- 90° C Rated.

Y644HS DIELESS HYPRESS™ RANGE-TAKING CAPABILITIES

The following size HYDENT™ lugs and two way splices, when crimped with the Y644HS DIELESS HYPRESS™ tool, produce the following range taking capabilities:

- * Use PUADP-1 adaptor with "U" dies in Y46 HYPRESS™.
- ** P39ART and P44ART die sets for use with Y46 HYPRESS™ only. PUADP-1 adaptor not required.

- ◆ For applications greater than 2000 Volts consult cable manufacturer for voltage stress relief instructions.
- Note: All dimensions shown are for reference only.

ALUMINUM CONNECTORS					
STANDARD WIRE SIZE	EXPANDED WIRE RANGE	STANDARD WIRE SIZE	EXPANDED WIRE RANGE	STANDARD WIRE SIZE	EXPANDED WIRE RANGE
#6 AWG	#6 AWG	1/0 AWG	1/0 - #1 AWG	250 kcmil	250 kcmil - 1/0 AWG
#4 AWG	#4 - #6 AWG	2/0 AWG	2/0 - #1 AWG	300 kcmil	300 kcmil - 2.0 AWG
#2 AWG	#2 - #6 AWG	3/0 AWG	3/0 - #1 AWG	350 kcmil	350 kcmil - 3/0 AWG
#1 AWG	#1 - #2 AWG	4/0 AWG	4/0 - #1 AWG	400 kcmil	400 kcmil - 4/0 AWG
				500 kcmil	500 kcmil - 4/0 AWG
				600 kcmil	600 - 250 kcmil
				750 kcmil	750 - 500 kcmil

TYPE YA-A-KIT

TRANSFORMER LUG KIT

Each kit contains the UL listed and CSA certified AL9CU rated aluminum compression connectors and tongue mounting hardware needed to terminate aluminum or copper cables in "dry type" transformers. The KVA rating gives an approximate cross reference to the appropriate kit.



CONNECTOR

Features and Benefits

- UL listed AL9CU dual rated compression terminals and CSA certified.
 - ◇ Ensure the transformer feeders and taps are terminated properly.
- Plated steel cap screws and hex nuts with captive conical washers or individual Belleville washers.
 - ◇ Terminal to bus connections are made using proper hardware resulting in true torque to pressure performance. Compensates for dissimilar metal expansion and contraction.
- Hardware packed in plastic bag.
 - ◇ No lost hardware prior to installation.

CATALOG NUMBER	KVA	TERMINALS		WIRE RANGE WITH Y644M	BOLT		HARDWARE		WASHER	
		QTY.	CAT. NO.		QTY.		QTY.			
YA-A-KIT1	15-37.5	1Ø	8	YA2C-A5	#6-2 AWG	8	1/4-20 × 3/4	8	1/2 × 20HN	Captive
	15-45	3 1Ø	4	YA30-A7	2/0 AWG-300 kcmil					
YA-AKIT2	50-75	1Ø	12	YA30-A7	2/0 AWG-300 kcmil	8	1/4-20 × 3/4	16	1/4 × 20HN	Captive
	75-112.5	3Ø				8	1/4-20 × 2			
YA-AKIT3	100-167	1Ø	3	YA30-A7	2/0 AWG-300kcmil	3	1/4-20 × 3/4	3	1/4 × 20	Captive
	150-300	3Ø	22	YA39-A1	500-750 kcmil	16	1-2-13 × 2	16	1/2-13	1/2 Belleville

HH- Hex Head

HN- Hex Nut

See Mechanical section for set screw terminal kits.

Note: All dimensions shown are for reference only.

TYPE AYP, AYPO

HYPLUG™

FOR ALUMINUM AND COPPER CONDUCTOR


UL Listed 90° C,
600 Volts to 35 KV◆

C-122

Types AYP and AYPO aluminum compression adapters are designed for reliable termination of aluminum and copper conductor in mechanical connectors. Typical applications include mechanical connectors in molded case circuit breakers, panel board equipment and meter sockets.



AL9CU



TYPE AYP



TYPE AYPO

Features and Benefits

- All-aluminum electro-tin plated design.
 - ◇ Eliminates possible bi-metallic corrosion and provides the shortest connector length design possible.
 - Shortest connector length design possible.
 - ◇ Permits easy installation in equipment with limited working space.
 - Solid electro-tin plated aluminum plug.
 - ◇ Proper electrical connection made easily. Eliminates "how tight is tight" problem.
 - Smooth surface on the solid EC aluminum electro-tin plated plug.
 - ◇ Provides greater area contact establishing excellent electrical conductivity.
 - Solid plug has same diameter as current carrying equivalent copper wire.
 - ◇ Permits use of larger aluminum wire to connect equipment.
 - Offset plug design available in sizes 2/0 through 750 kcmil.
 - ◇ Provides flexibility and maximizes the use of limited space eliminating interference between conductors and equipment.
 - Electro-tin plated.
 - ◇ Resists corrosion.
 - Factory prefilled with the proper amount of PENETROX® joint compound.
 - ◇ PENETROX®, BURNDY's oxide inhibiting compound with conductive metallic particles penetrates aluminum oxide between strands and forms an air-tight connection.
 - EPDM rubber covers are supplied with each connector and are rated for 600 V.
 - ◇ Eliminates taping.
 - Only (5) die sets install the complete line from #6 to 750 kcmil.
 - ◇ Lowers inventory requirements and saves money.
 - Supplied in a plastic convenience pack.
 - ◇ The cover and connector are kept together and free of foreign material until used.
 - Connectors are clearly marked with catalog number, wire size, and color coded die index.
 - ◇ Provides clear, easy to use information to lower installed cost.
- ◆ For applications greater than 2000 Volts consult cable manufacturer for voltage stress relief instructions.

TYPE AYP, AYPO

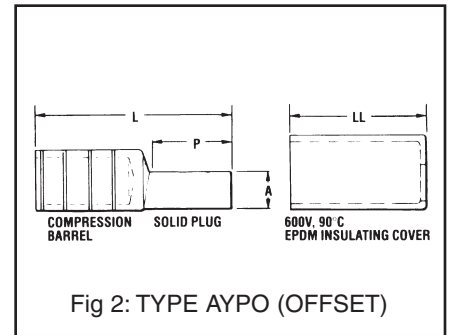
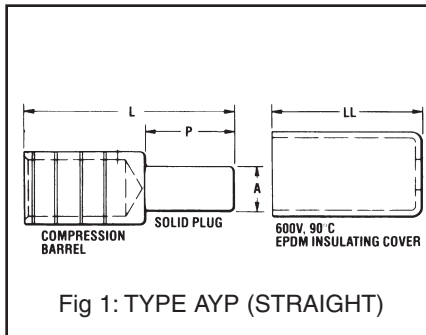
HYPLUG™

FOR ALUMINUM AND COPPER CONDUCTOR

UL Listed 90° C,
600 Volts to 35 KV◆



AL9CU



C-123

Catalog Number	Copper & Aluminum Conductor	Fig. No.	Dimensions				Installation Tooling ▲						Wire Strip Length
			A ▼ Plug Dia.	P Plug Length	L HYPLUG Length	LL Cover Length	HYTOOLS			Y35, Y39, Y750, Y46*		▲ Die Index & Embossment	
							Dieless Tools (# of crimps)	+ OH25	+ MD6	Die Number (# of crimps)	Color Code		
AYP6	#6 str	1	.23	.68	1.85	1.78	MY29-3 (2) **	1 crimp	W241	U25ART (1)	Tan	296	1-1/16"
AYP4	#4 str	1	.23	.68	1.85	1.78	Y644HS (1)						
AYP2	#2 str	1	.23	.68	1.85	1.78	Y81KFT (1)						
AYP1	#1 str	1	.26	.84	2.01	1.78	Y81KFTMBH (1)						
AYP1/0	1/0 str	1	.29	.84	2.01	1.78	PAT81KFT-18V (1)	—	—	U28ART (2)	White	298	1-1/8"
AYPO2/0	2/0 str	2	.33	1.09	2.70	2.44	MY29-3 (2) **						
AYPO3/0	3/0 str	2	.37	1.22	2.80	2.44	Y644HS (1)						
AYPO4/0	4/0 str	2	.42	1.22	2.80	2.44	Y81KFT (2)						
AYP250	250 kcmil	1	.47	1.22	2.63	2.54	Hydraulic: Y644HS (1) Y81KFT (2) Y81KFTMBH (2) PAT81KFT-18V (2)	—	—	U31ART (2)	Brown	299	1-1/8"
AYPO250	250 kcmil	2	.47	1.22	2.98	2.88							
AYPO300	300 kcmil	2	.53	1.34	3.08	2.88							
AYP350	350 kcmil	1	.57	1.34	2.75	2.54							
AYPO350	350 kcmil	2	.57	1.34	3.08	2.88	Y81KFTMBH (2) PAT81KFT-18V (2)	—	—	U34ART (2)	Pink	300	1-9/16"
AYPO400	400 kcmil	2	.63	1.60	3.43	3.16							
AYP500	500 kcmil	1	.68	1.60	3.08	2.81							
AYPO500	500 kcmil	2	.68	1.60	3.43	3.16							
AYPO600	600 kcmil	2	.73	1.64	4.02	4.06	Y644HS (1)	—	—	U39ART-2 (3)	Yellow	936	1-3/4"
AYP750	700/750 kcmil	1	.81	1.76	3.79	3.66	Y81KFT (3)						
AYPO750	700/750 kcmil	2	.81	1.76	4.16	4.06	Y81KFTMBH (3) PAT81KFT-18V (3)						

Scratch brush aluminum conductor before installation.

▲ See tooling section of this catalog for complete tool and die listings.

** For MY29-3 use aluminum index plate at 1/0 setting for sizes #6 through 1/0 or at 4/0 setting for sizes 2/0 through 4/0.

+ Not UL listed.

* Use PUADP-1 adaptor with "U" dies in Y46 HYPRESS™.

□ Also accommodates compressed and compact conductors (except for 700 kcmil in 750 kcmil barrel).

◆ For applications greater than 2000 Volts consult cable manufacturer for voltage stress relief instructions.

Note: All dimensions shown are for reference only.

▼ For copper equivalent wire size see page O-11 (Aluminum 1350 Cable).

Y644HS DIELESS HYPRESS™ RANGE-TAKING CAPABILITIES

The following HYPLUG™ lugs and two way splices, when crimped with the Y644HS DIELESS HYPRESS™ tool, produce the following range- taking capabilities:

ALUMINUM CONNECTORS					
STANDARD WIRE SIZE	EXPANDED WIRE RANGE	STANDARD WIRE SIZE	EXPANDED WIRE RANGE	STANDARD WIRE SIZE	EXPANDED WIRE RANGE
#6 AWG	#6 AWG	1/0 AWG	1/0 - #1 AWG	250 kcmil	250 kcmil - 1/0 AWG
#4 AWG	#4 - #6 AWG	2/0 AWG	2/0 - #1 AWG	300 kcmil	300 kcmil - 2/0 AWG
#2 AWG	#2 - #6 AWG	3/0 AWG	3/0 - #1 AWG	350 kcmil	350 kcmil - 3/0 AWG
#1 AWG	#1 - #2 AWG	4/0 AWG	4/0 - #1 AWG	400 kcmil	400 kcmil - 4/0 AWG
				500 kcmil	500 kcmil - 4/0 AWG
				600 kcmil	600 - 250 kcmil
				750 kcmil	750 - 500 kcmil

TYPE YS-A

HYLINK™

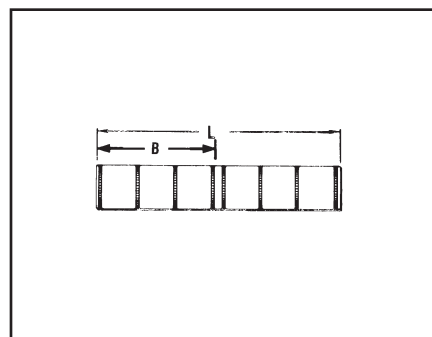
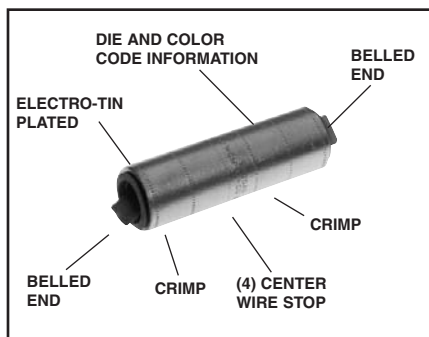
UNINSULATED ALUMINUM COMPRESSION SPLICE

UL Listed 90° C,
600 Volts to 35 KV◆

C-124

Type YS-A is a high-conductivity aluminum tin-plated compression butt splice for use on all combinations of aluminum to aluminum, aluminum to copper, and copper to copper conductor combinations.

They are designed to accommodate conductors from #12 str. through 1,000 kcmil in standard and heavy duty applications. Prefilled with PENETROX™ oxide inhibiting compounds and assembled with color-coded end caps, the connectors provide a permanent trouble-free electrical splice with flexibility and low installed cost.



Features and Benefits

- Manufactured from high-conductivity wrought aluminum with heavy duty wall thickness.
 - ◇ Provides high-conductivity/low resistance and ductility for an excellent combination of electrical and crimp forming properties.
- Electro-tin plated.
 - ◇ Provides durable long lasting corrosion resistance.
- Internally bevelled barrel.
 - ◇ Provides easy cable entry.
- Solid center stop and prefilled with PENETROX™ oxide inhibiting compound.
 - ◇ Provides stop for proper conductor insertion and an aid in forcing the PENETROX™ between the individual wire strands.
- Color-coded end caps.
 - ◇ Provides easy wire size and die code identification plus prevents foreign materials from entering and contaminating the connector prior to usage.
- Connector is clearly marked with wire size, die index and the proper number and location of crimps.
 - ◇ Provides easy identification and tooling recommendation. Proper compression forms a homogeneous mass resulting in an excellent electrical connection.

Catalog Number	Code • Conductor	Dimensions B L		Installation Tooling ▲						
				Dieless (# of crimps/end)		Y35, ■ Y39, Y750, Y46*		Die Index & Embossment ▲	Wire Strip Length	
				Mechanical HYTOOL	Hydraulic HYPRESS	Die Number (# of crimps per end)	Color Code			
YS12AG1	#12 str.	.39	1.03	Ratchet: MR8-27 (1)	—	—	①	—	5/8"	
YS10WAG1 ‡	#10 str.	.44	1.12		MY29-3 (1)	Y644HS (1) Y81KFT (1) Y81KFTMBH (1) PAT81KFT-18V (1)	U8CABT (1) U6CABT (1) U4CABT (1)	Blue Gray Green	374 346 375	5/8" 3/4" 7/8"
YS8CA1	8 str.	.59	1.44	MY29-3 (1)		Y644HS (1) Y81KFT (2)	U2CABT (1)	Pink	348	1-1/8"
YS6CA1	6 str.	.72	1.70			Y81KFTMBH (2) PAT81KFT-18V (2)	U1CART (1) U25ART (1)	Gold Tan	471 296	15/16" 1-1/16"
YS4CA1	4 str.	.86	1.97							
YS2CA1	2 str.	1.09	2.44							
YS1CA1	1 str.	.90	2.05							
YS25A1	1/0 str.	1.06	2.37							

◆ See tooling section of this catalog for complete tool and die listing.
 ① No color code assigned.
 ‡ UL Listed for Aluminum only. Not CSA Certified.
 * Use PUADP-1 adaptor with "U" dies in Y46 HYPRESS™.

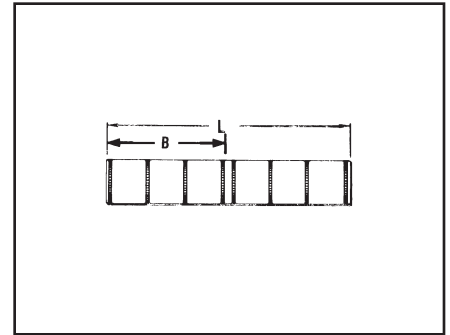
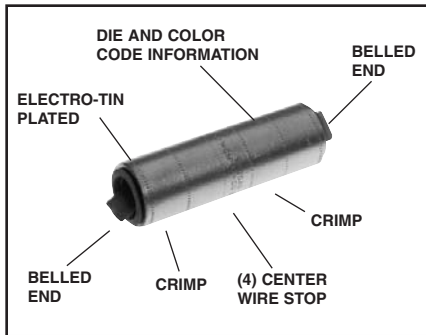
■ The largest size for the Y35 is 400 kcmil.
 ◆ For applications greater than 2000 Volts consult cable manufacturer for voltage stress relief instructions.
 • Also accommodates compressed and compact conductors (except for 700 kcmil in 750 kcmil barrel).
Note: All dimensions shown are for reference only.

TYPE YS-A (Continued)

HYLINK™

UNINSULATED ALUMINUM COMPRESSION SPLICE

UL Listed 90° C,
600 Volts to 35 KV◆



C-125

Catalog Number	Code Conductor	Dimensions B L		Installation Tooling ▲					
				Dieless (# of crimps/end)		Y35, ■ Y39, Y750, Y46*, Y60BHU		Die Index & Embossment ▲	Wire Strip Length
				Mechanical HYTOOL	Hydraulic HYPRESS	Die Number (# of crimps per end)	Color Code		
YS26A1	2/0 str.	1.18	2.61	MY29-3 (2)	Y644HS (1) Y81KFT (2) Y81KFTMBH (2) PAT81KFT-18V (2)	U26ART (2)	Olive	297	1-3/8"
YS27A1	3/0 str.	1.31	2.88			U27ART (2)	Ruby	467	1-1/2"
YS28A1	4/0 str.	1.40	3.06			U28ART (2)	White	298	1-5/8"
YS29A1	250 kcmil	1.46	3.18			U29ART (2)	Red	324	1-5/8"
YS30A1	300 kcmil	1.47	3.20			U30ART (2)	Blue	470	1-3/4"
YS31A1	350 kcmil	1.89	4.04	—	Y644HS (1) Y81KFT (3) Y81KFTMBH (3) PAT81KFT-18V (3)	U31ART (2)	Brown	299	2-1/8"
YS32A1	400 kcmil	2.30	4.86			U32ART (4)	Green	472	2-1/2"
YS34A1	500 kcmil	2.38	5.00			U34ART (4)	Pink	300	2-5/8"
YS36A1	600 kcmil	2.44	5.14			U36ART (4)	Black	473	2-7/8"
YS39A1*	700/750 kcmil	2.50	5.26			U39ART-2 (4)	Yellow	936	2-7/8"
YS39AM1*	700/750 kcmil	2.63	5.58			P39ART** (4)	Red	301	2-7/8"
YS44A1	1000 kcmil	2.84	5.94			P44ART** (4)	Brown	302	3"
YS45A1	1250 kcmil	2.84	6.21			P48PR1/L44ART**	Brown	302	2-7/8"
YS46A1	1500 kcmil	3.40	7.05			L46ART***	Blue	478	3-3/8"
YS47A1	1750 kcmil	3.99	8.31			L47ART***	White	587	4"
YS48A1	2000 kcmil	3.66	7.58			L48ART***	Red	479	3-5/8"
YS483A1	2250 kcmil ALUMINUM ONLY	3.66	7.58			L48ART***	Red	479	3-5/8"

▲ See tooling section of this catalog for complete tool and die listings.

‡ UL Listed for Aluminum only. Not CSA certified.

* Use PUADP-1 adaptor with "U" dies in Y46 HYPRESS™.

** P39ART and P44ART for use with Y46 HYPRESS™ only. PUADP-1 adapter not required.

■ The largest size for the Y35 is 400 kcmil.

*** Y60BHU only.

90° C Rated.

• Also accommodates compressed and compact conductors. (Except 700 kcmil in 750 kcmil barrel).

Note: All dimensions shown are for reference only.

Y644HS DIELESS HYPRESS™ RANGE-TAKING CAPABILITIES

The following size HYDENT™ lugs and two way splices, when crimped with the Y644HS DIELESS HYPRESS™ tool, produce the following range-taking capabilities:

ALUMINUM CONNECTORS					
STANDARD WIRE SIZE	EXPANDED WIRE RANGE	STANDARD WIRE SIZE	EXPANDED WIRE RANGE	STANDARD WIRE SIZE	EXPANDED WIRE RANGE
#6 AWG	#6 AWG	1/0 AWG	1/0 - #1 AWG	250 kcmil	250 kcmil - 1/0 AWG
#4 AWG	#4 - #6 AWG	2/0 AWG	2/0 - #1 AWG	300 kcmil	300 kcmil - 2/0 AWG
#2 AWG	#2 - #6 AWG	3/0 AWG	3/0 - #1 AWG	350 kcmil	350 kcmil - 3/0 AWG
#1 AWG	#1 - #2 AWG	4/0 AWG	4/0 - #1 AWG	400 kcmil	400 kcmil - 4/0 AWG
				500 kcmil	500 kcmil - 4/0 AWG
				600 kcmil	600 - 250 kcmil
				750 kcmil	750 - 500 kcmil

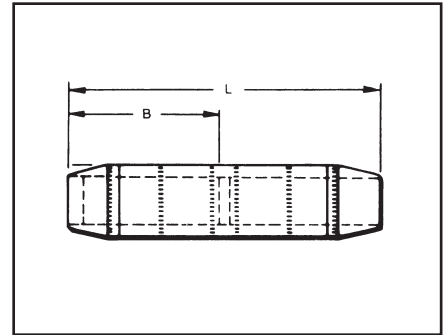
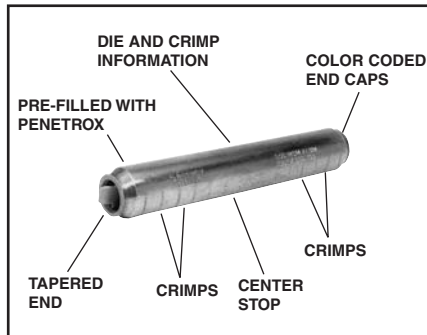
TYPE YS-AT

HIGH VOLTAGE UNINSULATED ALUMINUM COMPRESSION SPLICE

Type YS-AT is a high-conductivity aluminum electro-tin plated compression butt splice with tapered ends for high voltage applications up to 35 KV.

C-126

The YS-AT provides the same benefits as the YS-A with the addition of tapered ends for easy installation of high voltage insulating kits. Tapered ends aid in preventing corona emission and insulation breakdown. Recommended for high voltage splice applications.



Features and Benefits

- Tapered ends for applications through 35KV.
 - ◇ Permits easy taping and aids in preventing corona emission and insulation breakdown.
- Heavy wall aluminum tubing.
 - ◇ For use with combinations of AL-AL, AL-CU, CU-CU

CATALOG NUMBER	• † CODE CONDUCTOR	DIMENSIONS		INSTALLATION TOOLING ▲				WIRE STRIP LENGTH
				Y35, ■ Y39, Y750, Y46*				
				DIE NUMBER	(CRIMPS PER END)	COLOR CODE	DIE INDEX & EMBOSSEMENT ▲	
YS2CAT	2 str.	1.58	4.00	U2CABT	(2)	Pink	348	2-1/4"
YS25AT	1/0 str.	1.96	4.73	U25ART	(2)	Tan	296	2-5/8"
YS26AT	2/0 str.	1.83	4.29	U26ART	(3)	Olive	297	2-3/8"
YS27AT	3/0 str.	2.04	4.69	U27ART	(3)	Ruby	467	2-5/8"
YS28AT	4/0 str.	2.16	5.05	U28ART	(3)	White	298	2-3/4"
YS29AT	250 kcmil	2.29	5.37	U29ART	(3)	Red	324	2-7/8"
YS30AT	300 kcmil	2.54	5.91	U30ART	(3)	Blue	470	3-1/8"
YS31AT	350 kcmil	2.68	6.23	U31ART	(3)	Brown	299	3-3/8"
YS34AT	500 kcmil	3.39	7.79	U34ART	(6)	Pink	300	4-1/8"
YS39AT	700/750 kcmil •	3.69	8.57	P39ART**	(6)	Red	301	4-1/2"
YS44AT	1000 kcmil	3.77	9.69	P44ART**	(6)	Brown	302	4-3/4"

† Contact BURNDY® for conductor sizes not shown.

* Use PUADP-1 adapter for "U" dies.

** P39ART and P44ART for use with Y46 HYPRESS™ only. PUADP-1 adapter not required.

■ The maximum size for the Y35 is 400 kcmil.

▲ See tooling section of this catalog for complete tool and die listings.

• Also accommodates compressed and compact conductors (except 700 kcmil in 750 kcmil barrel).

Note: All dimensions shown are for reference only.

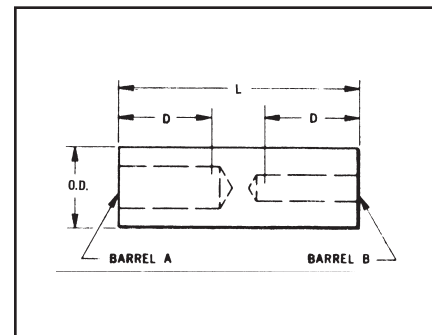

TYPE YRB

HYREDUCER™

**FOR ALUMINUM TO COPPER
AND ALUMINUM TO
ALUMINUM**

UL Listed 90° C,
600 Volts to 35 KV◆

HYREDUCER™ type YRB reducer butt splice is designed to splice two different conductor sizes and is UL listed for aluminum to copper and aluminum to aluminum applications. The outside diameter is held constant to minimize installation dies and is factory prefilled with PENETROX™.



Features and Benefits

- Constant outside diameters. Electro tin-plated.
 - ◇ Minimizes installation dies and provides a smooth profile for easy taping. Provides durable long lasting corrosion resistance.
- Factory prefilled with BURNDY's PENETROX™ oxide inhibiting compound.
 - ◇ Contains Homogeneously suspended conductive metallic particles which penetrate oxides between conductor strands and forms an air tight connection.
- Solid center barrier.
 - ◇ Provides center stop for correct cable insertion and aids the thorough penetration of PENETROX™ oxide inhibiting compound between conductor strands.
- Connectors are clearly marked with catalog number, wire size, and color-coded die index.
 - ◇ Provides clear, easy to use information to lower installed costs.
- Each barrel end has a plastic end cap.
 - ◇ Keeps the connector barrels free of foreign materials.

CATALOG NUMBER	CONDUCTOR RANGE • ALUM. or CU. SIZE †		DIMENSIONS			INSTALLATION TOOLING ▲				WIRE STRIP LENGTH
	BARREL A	BARREL B				HYDRAULIC TOOLS, DIE SETS (NO. OF CRIMPS ‡)				
			O.D.	B	L	Y35 ■, Y39, Y750 Y46*	‡	DIE ▲ INDEX	COLOR CODE	
YRB2U4	1 str. 2 str.	4 str. 3 str.	.62	.88	2.00	U25ART	(1)	296	Tan	1-1/16"
YRB25U2	1/0 str.	1 str. 2 str.	.62	.88	2.00					
YRB27U25	3/0 str.	1/0 str.	.85	1.36	3.31	U28ART	(2)	298	White	1-5/8"
YRB27U26	3/0 str.	2/0 str.	.85	1.36	3.31					
YRB28U26	4/0 str.	2/0 str.	.85	1.36	3.31					
YRB29U28	250 kcmil	4/0 str.	1.11	1.73	4.21	U31ART	(2)	299	Brown	2-1/8"
YRB31U28	350 kcmil	4/0 str.	1.11	1.73	4.21					
YRB31U29	350 kcmil	250 kcmil	1.11	1.73	4.21					
YRB34U31	500 kcmil	350 kcmil	1.31	2.11	5.12	U34ART	(4)	300	Pink	2-5/8"
YRB36U31	600 kcmil	350 kcmil	1.46	2.25	5.57	U39ART-2	(4)	936	Yellow	2-7/8"
YRB36U34	600 kcmil	500 kcmil	1.46	2.25	5.57					
YRB39U34	700 kcmil 750 kcmil •	500 kcmil	1.46	2.25	5.57					
YRB39U36	700 kcmil 750 kcmil •	600 kcmil	1.46	2.25	5.57					

† Contact BURNDY® for conductor sizes not shown.
 ▲ See tooling section of this catalog for complete tool and die listings.
 ‡ Number of crimps.
 * Use PUADP-1 adaptor with "U" dies shown in Y46 HYPRESS™.

■ The maximum size for the Y35 is 400 kcmil.
 ◆ For applications greater than 2000 Volts consult cable manufacturer for voltage stress relief instructions.
 • Also accommodates compressed and compact conductors (except 700 kcmil in 750 kcmil barrel).
Note: All dimensions shown are for reference only.

TYPES YFD, YFN, YFO AND YFR

H-CRIMPIT™

UNINSULATED ALUMINUM COMPRESSION TAP CONNECTOR

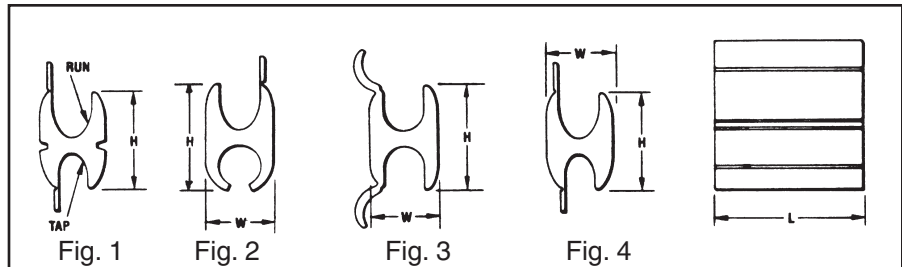
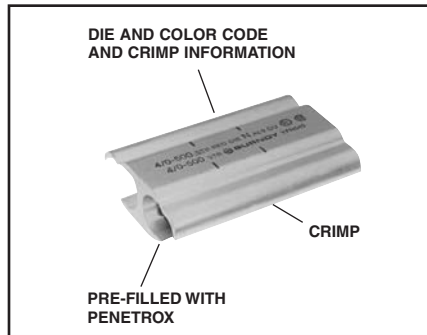
C-128

FOR ALUMINUM TO COPPER AND ALUMINUM TO ALUMINUM

UL Listed 90° C, 600 Volts to 35 kV◆

H-CRIMPIT™ compression tap connectors Types YFD, YFN, YFO and YFR are for use with aluminum to aluminum and aluminum to copper connections.

The H-CRIMPIT™ is ideal for making both parallel and tap compression connections in risers and gutters. It should only be installed with hydraulic tools.



Features and Benefits

- Each connector is factory sealed in polyethylene.
 - ◇ Maintains the connector free of dirt and foreign materials prior to being used.
- When installed the connector has a smooth profile.
 - ◇ Easy to tape or to install an insulating crimpit cover (See Types CFA and CFA-FR) thereby lowering installed costs.
- Connectors are marked with color-codes to match installation die.
 - ◇ Easy die selections lower installed cost.
- UL 486B Listed.
 - ◇ Provides a quality electrical connection.

ACCOMMODATES ②						CAT. NO.	FIG. NO.	HEIGHT	LENGTH	WIDTH	INSTALLATION TOOLING ▲							
COPPER OR ALUMINUM		COMPACT ④		DIA. RANGE							DIE INDEX	COLOR CODE	HYDRAULIC TOOLS, DIE SETS (NO. OF CRIMPS)			DIELESS TOOLS DIE ADAPTOR, (NO. OF CRIMPS)		WIRE STRIP LENGTH
RUN	TAP	RUN	TAP	RUN	TAP								Y750, Y35, Y39	Y46 ③	()	Y644M, Y644MBH	()	
1/0-6 STR	1-6 STR	2/0-6	1-6 STR	.398-.162	.332-.162	YFO-140*	1	1.15 (29.2)	1.62 (41.1)	.70 (17.8)	0	Green	UYFO, U-O	(2)	PT30541	(1)	1-7/8"	
4/0-1 STR	2/0-1 STR	250-1/0	3/0-1/0	.563-.338	.477-.338	YFD-365*	1	1.42 (36.1)	2.50 (63.5)	.89 (22.6)	D3	Blue	U-D3 U-YFD	(3)	PT30540	(2)	2-3/4"	
500-4/0	500-4/0	500-250	500-250	.815-.522	.815-.522	YFN-540	3	1.82 (46.2)	4.50 (114.3)	1.23 (31.2)	N	Red	U-N U-YFN	(3)	—	—	4-7/8,	
900-600	600-350	900-700	600-400	1.108-.877	.893-.659	YFR-865	4	3.04 (77.2)	4.62 (117.3)	1.74 (44.2)	KR	—	—	P-KR P-YFR	(4)	—	—	5"

▲ See tooling section of this catalog for complete tool and die listings.
 † Do not use U-YFN die set with P-UADP-1 adapter in Y46 HYPRESS™. Use P-YFN only.
 ◆ For applications greater than 2000 Volts consult cable manufacturer for voltage stress relief instructions.
 * CSA listed.
 Note: All dimensions shown are for reference only.

NOTES:
 1. Material: Aluminum.
 ② For Conductor combinations of AL to AL or AL to CU.
 ③ Catalog Number PUADP-1-Adaptor is required to use "U" type dies in Y46 tools.
 ④ Other conductors not listed in table can be accommodated as long as the conductor diameter falls within diameter range specified.

TYPES CFA AND CFA-FR

H-CRIMPIT™ INSULATING COVERS

H-CRIMPIT™ FLAME RETARDANT INSULATING COVERS


FOR O, D3, N, AND KR DIE SIZE H-TAP COMPRESSION CONNECTORS

UL Listed to 600 Volts

Type CFA insulating covers are made of high impact, high density polyethylene to insulate H-tap CRIMPIT™ compression connectors. Overlapping flash barriers protect both seams against possible electrical flashover. End fingers remain closed or wrap closely around conductors. Multiple latches lock cover closed securely.

Type CFA-FR flame retardant insulating covers are made of high impact, high density polypropylene with a minimum 28 oxygen index. This cover incorporates all the features of the CF design plus the benefit of self-extinguishing flame retardant properties. Material is UL 94V-O rated.

Both CFA and CFA-FR types are suitable for indoor and outdoor use. Pliable in cool weather application.



Features and Benefits

- One-piece design.
 - ◊ No extra parts or hardware required.
- Slips over connector and latches securely shut.
 - ◊ Fast, easy, reliable insulation of H-Tap compression connectors.
- Eliminates taping.
 - ◊ Economical, fast, easy installation.
- Flash barriers.
 - ◊ Protects against electrical flashover.
- CFA-FR flame retardant design.
 - ◊ Minimum 28 oxygen index. UL 94 V-O rated.
 - ◊ Self-extinguishing flame retardant properties.



600 VOLTS 90° C

CATALOG NUMBER	MAX. CONDUCTOR ACCOMMODATED	INSULATED H-TAP CRIMPIT™ CONNECTORS	MAX. CONNECTOR LENGTH	CONNECTOR DIE INDEX	CONNECTOR COLOR CODE
CFAO CFAO-FR	1/0	YFO140	2-1/2"	O	Green
CFAD CFAD-FR	4/0	YFD265, YFD365, YFD415	3-1/8"	D	Blue
CFAN CFAN-FR	500 kcmil	YFN515, YFN565	2-1/2"	N-Short Connector	Red
CFANL CFANL-FR	500 kcmil	YFN465, YFN540, YFN615	5-1/2"	N-Long Connector	Red
CFAR * CFAR-FR *	900 kcmil	YFR715, YFR765, YFR815, YFR865 YFR915	4-7/8"	KR	Yellow

* Two piece design packaged together.

Note: All dimensions shown are for reference only.

X-ON Electronics

Largest Supplier of Electrical and Electronic Components

Click to view similar products for [Terminals](#) category:

Click to view products by [FCT Electronics](#) manufacturer:

Other Similar products are found below :

[HT-13-10](#) [71M-250-32-NB](#) [01-2065-1-0216](#) [00581P0075](#) [M10-10RX](#) [M10BCK](#) [60205-1](#) [604200-1](#) [60598-1-CUT-TAPE](#) [60617-1-C](#) [60873-1](#) [M14-516R/SK](#) [M14-6RSX](#) [M18-10FLX](#) [M18-8FBX](#) [M18-8R/LX](#) [M18BCK](#) [61314-6-C](#) [61-S](#) [61-SN-A](#) [62-NBM-A](#) [63-S](#) [640179-1](#) [640917-2-CUT-TAPE](#) [6501550002](#) [66107-2-C](#) [66107-4-C](#) [696683-1](#) [696834-1](#) [696861-1](#) [696931-1](#) [696999-1](#) [M8-516RK](#) [M86700006](#) [MA250DMFMX-A](#) [701-2007](#) [701-2307](#) [701-7761-03](#) [70F-110-32-PB](#) [718-N-A](#) [71M-187-20-NBL](#) [71M-250-32-NBL](#) [72F-187-20-NBL](#) [72M-250-32-NBL](#) [7310](#) [73F-250-32](#) [73F-250-32-NBL](#) [73F-250-32-NL](#) [F14-10C](#) [F-1M](#)