

6

5

4

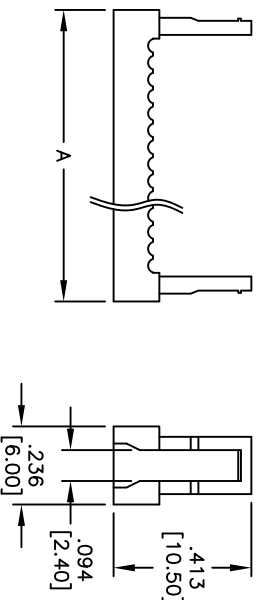
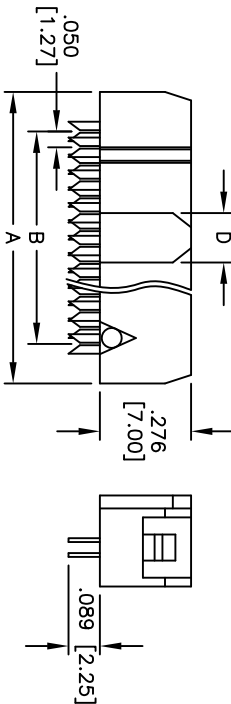
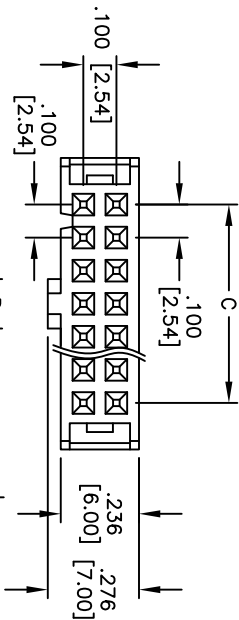
3

2

1

APPROVED: \_\_\_\_\_

DATE: \_\_\_\_\_ TITLE: \_\_\_\_\_



Positions	A	B	C	D
6	.485 [12.32]	.250 [6.35]	.200 [5.08]	.075 [1.90]
8	.585 [14.86]	.350 [8.89]	.300 [7.62]	.075 [1.90]
10	.685 [17.40]	.450 [11.43]	.400 [10.16]	.150 [3.80]
12	.785 [19.94]	.550 [13.97]	.500 [12.70]	.150 [3.80]
14	.885 [22.48]	.650 [16.51]	.600 [15.24]	.150 [3.80]
16	.985 [25.02]	.750 [19.05]	.700 [17.78]	.150 [3.80]
18	1.085 [27.56]	.850 [21.59]	.800 [20.32]	.150 [3.80]
20	1.185 [30.10]	.950 [24.13]	.900 [22.86]	.150 [3.80]
24	1.385 [35.18]	1.150 [29.21]	1.100 [27.94]	.150 [3.80]
26	1.485 [37.72]	1.250 [31.75]	1.200 [30.48]	.150 [3.80]
30	1.685 [42.80]	1.450 [36.83]	1.400 [35.56]	.150 [3.80]
34	1.885 [47.88]	1.650 [41.91]	1.600 [40.64]	.150 [3.80]
40	1.988 [50.50]	1.950 [49.53]	1.900 [48.26]	.150 [3.80]
44	2.385 [60.58]	2.150 [54.61]	2.100 [53.34]	.150 [3.80]
50	2.685 [68.20]	2.450 [62.23]	2.400 [60.96]	.150 [3.80]
60	3.185 [80.90]	2.950 [74.93]	2.900 [73.66]	.150 [3.80]
64	3.385 [85.98]	3.150 [80.01]	3.100 [78.74]	.150 [3.80]

**SPECIFICATIONS:**

Material: PBT, glass filled thermoplastic, rated UL 94V-0

Insulator color: Black

Contacts: Copper alloy

Plating:

Gold flash over Nickel on contact area, Tin over Copper underplate on IDC area

Electrical:

Operating voltage: 250 VAC max.

Current rating: 3 Amp max.

Contact resistance: 20 mohms max. initial

Insulation resistance: 5,000 Mohms min @ 500 VDC.

Dielectric withstanding voltage: 500 VAC for 1 minute

Temperature Rating:

Operating temperature: -40°C to +105°C

Environmental:

Lead free, RoHS compliant.



Rev	AWO #	Description	Date	Appr
-		RELEASED	6/3/05	
A		REDRAW & REVISED	4/07/06	
B		REMOVE STRAIN RELIEF	2/10/09	
C		REDRAWN	11/23/10	
D		REVISED SHAPE	7/26/11	
E		ADDED POSITIONS	10/28/11	

# ADAM TECH

909 Railway Avenue, Union, NJ 07083  
Phone: 908-687-5000 Fax: 908-687-5710

TITLE: .100 [2.54] FLAT CABLE IDC SOCKET  
STANDARD SINGLE WIPE CONTACTS

UNLESS OTHERWISE SPECIFIED ALL DIMENSIONS ARE IN INCHES [MM] TOLERANCES: EXCEPT AS NOTED INCHES		HOLDS		DATE	
.X	± .10	ØX	± .10		
.XX	± .020	ØXX	± .015		
.XXX	± .015	ØXXX	± .010		
APPROVALS		DATE		DATE	
DRAWN	SS	6/3/05			
CHECKED					
APPROVED					
SIZE		PART NO.		REV.	
X		FCS-XX-SG		E	
REF: S00087T		SCALE: NTS		SHEET 1 OF 1	

6

5

4

3

2

1

## X-ON Electronics

Largest Supplier of Electrical and Electronic Components

*Click to view similar products for [Headers & Wire Housings](#) category:*

*Click to view products by [Adam](#) manufacturer:*

Other Similar products are found below :

[95000-104TRLF](#) [10135584-644402LF](#) [DF62W-EP2022PCA](#) [95000-106TRLF](#) [DF62W-2022SCA](#) [DF62W-EP2022PC](#) [2203348](#) [DF62W-2022SC](#) [1084018](#) [1029039](#) [1084017](#) [802-10-012-10-002000](#) [1112640](#) [1112639](#) [891-007-9SS-BST1T](#) [000-34000](#) [0008550134](#) [0009482033](#) [0009507031](#) [57102-F02-18ULF](#) [57102-S06-03LF](#) [57202-S52-04LF](#) [PCN6-15S-2.5E](#) [0039019024](#) [58102-G61-06LF](#) [582553-1](#) [0009485154](#) [0009508121](#) [0022285053](#) [0050291907](#) [018731A](#) [LY20-4P-DT1-P1E-BR](#) [02.125.8002.8](#) [60101931](#) [60598-1 \(Cut Strip\)](#) [M1625-3R/100](#) [61062-3](#) [61082-181009](#) [CSU011177004](#) [636-1427](#) [638009-1](#) [641938-9](#) [641991-4](#) [644168-1](#) [644827-2](#) [647662-1](#) [65039-019ELF](#) [65692-001LF](#) [65781-018](#) [65781-047](#)