

# 4-CHANNEL BUTTON RADIO TRANSMITTER RNK-04

MANUAL INSTRUCTION



ZAMEL Sp. z o.o.

**zameL**

ul. Zielona 27, 43-200 Pszczyna, Poland  
tel. +48 (32) 210 46 65, fax +48 (32) 210 80 04  
[www.zamelcet.com](http://www.zamelcet.com), e-mail: [marketing@zamel.pl](mailto:marketing@zamel.pl)

## DESCRIPTION

Button radio transmitter RNK-04 is a transmitting device of wireless EXTA FREE control system. It is used to realise following control functions: switching on / switching off, brightening / dimming, roller blinds raising / lowering and time operation mode. The transmitter can be mounted on any surface (glass, wood, etc.) as it is quite small, not too heavy and it does not require external power supply connection.

## FEATURES

- 2-button, 4-channel radio transmitter,
- remote control of EXTA FREE system receivers,
- possibility of independent control of two receivers,
- wide range of operation (up to 250 m),
- battery powered,
- easy mounting and installation in any place,
- sending information and battery status are optically signalled,
- possibility of simultaneous switching on/ switching off any number of EXTA FREE system receivers.

## TECHNICAL DATA

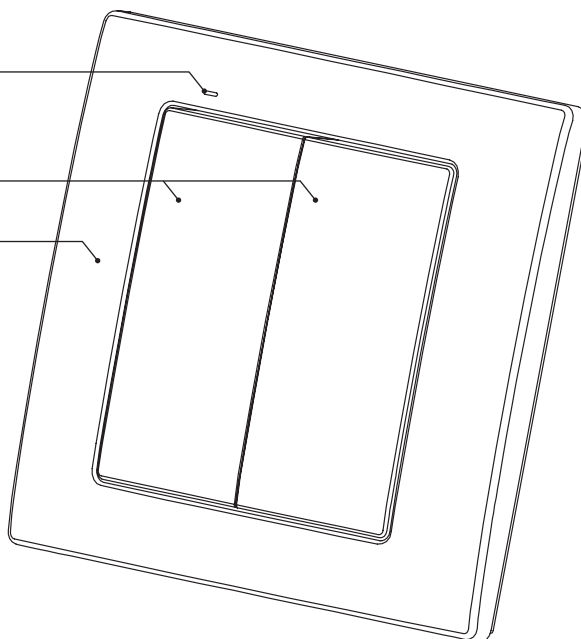
RNK-04	
Input rated voltage:	3 V DC
Battery type:	CR2032
Battery life:	3 + 5 years (depends on use)
Number of channels:	4
Transmission:	radio 868,32 MHz
Coding way:	unidirectional
Coding:	addressing transmission
Range:	up to 250 m in the open area
Optic signalling of transmission/battery status:	LED red diode
Ambient temperature range:	-10 + +55 °C
Operating position:	free
Casing mounting:	wall plugs, double-sided adhesive tape
Casing protection degree:	IP20 (EN 60529)
Protection level:	III
Pollution degree:	2
Dimensions:	90 x 80 x 11,5 mm
Weight:	0,038 kg
Reference standard:	ETSI EN 300 220-1, ETSI EN 300 220-2

## APPEARANCE

Optic signalling of transmitter's operation

Push-buttons

Base



CE 1471



The symbol means selective collecting of electrical and electronic equipment. It is forbidden to put the used equipment together with other waste.

## FUNCTIONING, MOUNTING

By pressing the button, the transmitter sends a signal with 868,32 MHz frequency which controls EXTA FREE receivers. **Device programming procedure (adding a transmitter to a receiver's memory) is described in particular EXTA FREE manual instructions.** The device range (up to 250 m depending on a receiver) can be increased by means of a retransmitter or few RTN-01 retransmitters. The device can be mounted in any place by means of double-sided adhesive tape or wall plugs 5 x (3 x 30) mm.

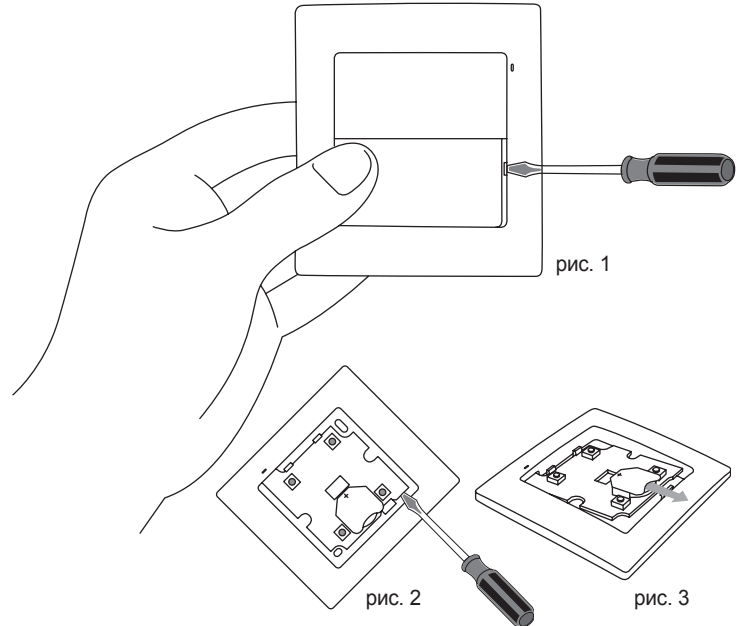
Mounting by means of wall plugs:

1. Remove push-buttons - to do it press a push-button on one side, and on the other side put a screwdriver into a slot and lift it up.
2. Find a place on the wall to mount the transmitter, make two holes corresponding mounting holes from the transmitter's base.
3. Set wall plugs in the holes.
4. Fix the base by tightening the screws into wall plugs.
5. Place the push-buttons back.

### BATTERY CHANGE


**Battery discharge status is signalled by several LED red diode flashes during transmission time.**

1. Remove push-buttons (Fig. 1).
2. By means of a screwdriver lever up the printed-circuit board releasing the bottom latch (Fig. 2) and remove it from the base.
3. Remove the battery from the latch. (Fig. 3)
4. Mount a new battery. **Watch battery polarisation marked on the latch. Wrong battery mounting may cause device damage.**
5. Put the removed printed-circuit board back in the base.
6. Place the push-buttons back.



**CAUTION:** While changing the battery, it is suggested to press any of the buttons for about 5 seconds before putting it into a latch. Next press transmission button several times to check its operation. If the transmitter does not work properly repeat the battery change procedure.

## APPLICATION



Кнопочный радиопередатчик RNK-04, управляющий работой дистанционного выключателя освещения RWL-01 (вкл/выкл), встраиваемого радиодиммера RDP-01 (вкл/выкл или осветление/ затемнение) или встраиваемым контроллером рольставней SRP-02 (поднимание/опускание рольставней).



Устройства фирмы ZAMEL имеющие такой знак, могут работать друг с другом.

## COOPERATION AND OPERATING RANGE

Symbol	ROP-01	ROP-02	ROB-01	SRP-02	SRP-03	RWG-01	RWL-01	ROM-01	ROM-10	RDP-01	RTN-01
RNK-02	180 m	200 m	200 m	200 m	200 m	250 m	180 m	250 m	250 m	180 m	250 m
RNK-04	180 m	200 m	200 m	200 m	200 m	250 m	180 m	250 m	250 m	180 m	250 m

**CAUTION:** The given range concerns open area - an ideal condition without any natural or artificial obstacles. If there are some obstacles between a transmitter and a receiver, it is advisable to decrease the range according to: wood and plaster: from 5 to 20 %, bricks: from 10 to 40 %, reinforced concrete: from 40 to 80 %, metal: from 90 to 100 %, glass: from 10 to 20 %, Over- and underground medium and high electrical power lines, radio and television transmitters, GSM transmitters set close to a device system have also a negative influence on the range.

## WARRANTY CARD

There is 24 months guarantee on the product

1. ZAMEL provides a two-year warranty for its products.
2. The ZAMEL warranty does not cover: a) mechanical defects resulting from transport, loading / unloading or other circumstances b) defects resulting from incorrect installation or operation of ZAMEL products; c) defects resulting from any changes made by CUSTOMERS or third parties, to products sold or equipment necessary for the correct operation of products sold; d) defects resulting from force majeure or other aleatory events for which ZAMEL is not liable; e) power supply (batteries) to be equipped with a device in the moment of sale (if they appear);
3. All complaints in relation to the warranty must be provided by the CUSTOMER in writing to the retailer after discovering a defect.;
4. ZAMEL will review complaints in accordance with existing regulations.;
5. The way a complaint is settled, e.g. replacement of the product, repair or refund, is left to the discretion of ZAMEL.
6. Guarantee does not exclude, does not limit, nor does it suspend the rights of the PURCHASER resulting from the discrepancy between the goods and the contract.

Salesman stamp and signature, date of sale

## X-ON Electronics

Largest Supplier of Electrical and Electronic Components

*Click to view similar products for [Power Management IC Development Tools](#) category:*

*Click to view products by [Zamel](#) manufacturer:*

Other Similar products are found below :

[EVAL6482H-DISC](#) [EVAL-AD5522EBUZ](#) [EVAL-ADM1060EBZ](#) [EVAL-ADM1073MEBZ](#) [EVAL-ADM1166TQEBZ](#) [EVAL-ADM1168LQEBZ](#) [EVAL-ADM1171EBZ](#) [EVAL-ADM1276EBZ](#) [EVB-EN5319QI](#) [EVB-EN5365QI](#) [EVB-EN6347QI](#) [EVB-EP5348UI](#) [MIC23158YML EV](#) [MIC23451-AAAYFL EV](#) [MIC5281YMME EV](#) [124352-HMC860LP3E](#) [ADM00513](#) [ADM8611-EVALZ](#) [ADM8612-EVALZ](#) [ADM8613-EVALZ](#) [ADM8615-EVALZ](#) [ADP1046ADC1-EVALZ](#) [ADP1055-EVALZ](#) [ADP122-3.3-EVALZ](#) [ADP130-0.8-EVALZ](#) [ADP130-1.2-EVALZ](#) [ADP130-1.5-EVALZ](#) [ADP130-1.8-EVALZ](#) [ADP160UJZ-REDYKIT](#) [ADP166UJ-EVALZ](#) [ADP1712-3.3-EVALZ](#) [ADP1714-3.3-EVALZ](#) [ADP1715-3.3-EVALZ](#) [ADP1716-2.5-EVALZ](#) [ADP1740-1.5-EVALZ](#) [ADP1752-1.5-EVALZ](#) [ADP1754-1.5-EVALZ](#) [ADP1828LC-EVALZ](#) [ADP1870-0.3-EVALZ](#) [ADP1871-0.6-EVALZ](#) [ADP1873-0.6-EVALZ](#) [ADP1874-0.3-EVALZ](#) [ADP1876-EVALZ](#) [ADP1879-1.0-EVALZ](#) [ADP1882-1.0-EVALZ](#) [ADP1883-0.6-EVALZ](#) [ADP197CB-EVALZ](#) [ADP199CB-EVALZ](#) [ADP2102-1.25-EVALZ](#) [ADP2102-1.2-EVALZ](#)