

4-CHANNEL RADIO TRANSMITTER RNP-02

MANUAL INSTRUCTION



ZAMEL Sp. z o.o.

zaMeL

ul. Zielona 27, 43-200 Pszczyna, Poland
tel. +48 (32) 210 46 65, fax +48 (32) 210 80 04
www.zamelcet.com, e-mail: marketing@zamel.pl

DESCRIPTION

Radio transmitter RNP-02 realises remote control function of devices. It is mounted in a junction box and under the existing switch (monostable push-buttons). This solution is very useful and results in easy installation of EXTA FREE system without interference in existing wiring system. There is a possibility of using electroinstallation equipment of any manufacturer (no design limit).

FEATURES

- radio transmitter mounted in Ø60 mm junction box,
- battery powered,
- possibility of connection to a traditional, existing household switch,
- four release inputs (no voltage),
- possibility of independent control of four receivers,
- wide range of operation (up to 200 m),
- possibility of simultaneous switching on/switching off any number of EXTA FREE system receivers,
- possibility of increasing operation range by means of RTN-01 retransmitter.

TECHNICAL DATA

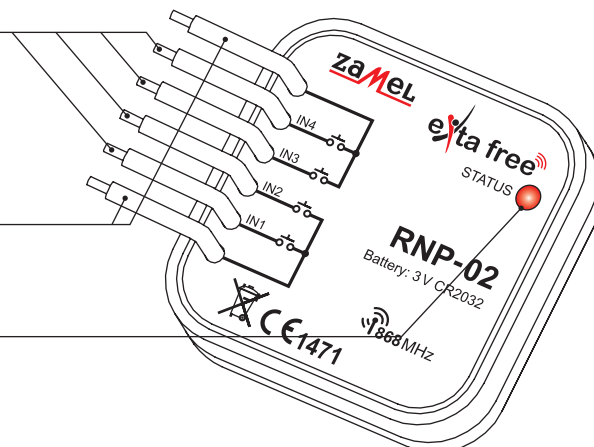
RNP-02	
Input rated voltage:	3 V DC
Battery type:	CR2032
Battery life:	3 ÷ 5 years (dependent on use)
Release terminals:	IN1, IN2, IN3, IN4 (no voltage)
Number of channels:	4
Transmission:	radio 868,32 MHz
Transmission way:	unidirectional
Coding:	addressing transmission
Range:	up to 200 m in the open area
Optic signalling of transmission/battery discharge:	LED red diode
Ambient temperature range	-10 ÷ +55 °C
Number of terminal clamps:	6
Section f connecting cables:	1 mm ²
Operating position:	free
Casing mounting:	installation cable box Ø 60 mm
Casing protection degree:	IP20 (EN 60529)
Protection level:	II
Overvoltage category:	II
Pollution degree:	2
Dimensions:	47,5 x 47,5 x 13 mm
Weight:	0,023 kg
Reference standard:	ETSI EN 300 220-1, ETSI EN 300 220-2

APPEARANCE

Input release wires
(IN1, IN2, IN3, IN4)

Output release wires
(COM)

Optic signalling of receiver's operation



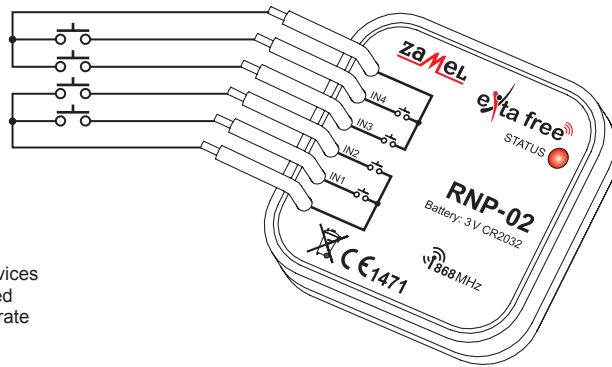
The symbol means selective collecting of electrical and electronic equipment. It is forbidden to put the used equipment together with other waste.

CE 1471


CONNECTION



The ZAMEL company devices which are characterised with this sign can cooperate with each other.



APPLICATION



4-channel radio transmitter RNP-02 controls operation of 2-channel radio flush receiver ROP-02 (switch on/switch off, time switch off) or remote control socket RWG-01 (switch on/switch off). RNP-02 device can be mounted under the existing lighting switch. It does not demand connection of 230V AC power supply.

MOUNTING, CONNECTION

1. Disconnect power supply by the phase fuse, the circuit-breaker or the switch-disconnector combined to the proper circuit.
2. Check if there is no voltage on connection cables by means of a special measure equipment.
3. Secure 230V AC installation wires by means of a terminal block or insulating tape.
4. Connect the existing switch to RNP-02 in accordance with the installing diagram.
5. Install RNP-02 device in installation cable box.

The device is ready to operate after correct mounting and connection. Releasing the system by a monostable push-button connected to one of four release terminals (IN1-IN4) causes the RNP-02 device to send a radio control signal added to this input (channel). LED red diode signals the transmission is on. Device programming procedure (adding a transmitter to receiver's memory) is described in manual instructions of particular EXTA FREE receivers.

BATTERY CHANGE

Battery discharge status is signalled by a several flashes of LED red diode during transmission time.

1. Unscrew two screws from the bottom transmitter's cover.
2. Remove the printed-circuit board.
3. Remove the battery from the latch by means of a screwdriver.
4. Place a new battery. Watch battery polarisation marked on the latch. Wrong battery mounting may cause device damage.
5. Put the removed printed-circuit board back in the base and screw the bottom cover.

COOPERATION AND OPERATING RANGE

Symbol	ROP-01	ROP-02	ROB-01	SRP-02	SRP-03	RWG-01	RWL-01	ROM-01	ROM-10	RDP-01	RTN-01
RNK-02	180 m	200 m	200 m	200 m	200 m	250 m	180 m	250 m	250 m	180 m	250 m
RNK-04	180 m	200 m	200 m	200 m	200 m	250 m	180 m	250 m	250 m	180 m	250 m
P-256/8	230 m	250 m	250 m	250 m	250 m	300 m	200 m	300 m	300 m	230 m	300 m
P-257/4 (2)	180 m	200 m	200 m	200 m	200 m	250 m	180 m	250 m	250 m	180 m	250 m
RNM-10	230 m	250 m	250 m	250 m	250 m	300 m	200 m	300 m	300 m	230 m	300 m
RNP-01	160 m	180 m	180 m	180 m	180 m	200 m	160 m	200 m	200 m	160 m	200 m
RNP-02	160 m	180 m	180 m	180 m	180 m	200 m	160 m	200 m	200 m	160 m	200 m
RNL-01	160 m	180 m	180 m	lack*	lack*	200 m	160 m	200 m	200 m	160 m	200 m
RTN-01	200 m	200 m	200 m	200 m	200 m	250 m	200 m	250 m	250 m	200 m	250 m
RCR-01	160 m	180 m	180 m	lack*	lack*	200 m	160 m	200 m	200 m	160 m	200 m
RTI-01	160 m	180 m	180 m	180 m	180 m	200 m	160 m	200 m	200 m	160 m	200 m
RXM-01	230 m	250 m	250 m	250 m	250 m	300 m	200 m	300 m	300 m	230 m	300 m

*- 1-channel transmitters do not cooperate with roller blind controllers.

CAUTION: The given range concerns open area - an ideal condition without any natural or artificial obstacles. If there are some obstacles between a transmitter and a receiver, it is advisable to decrease the range according to: wood and plaster - from 5 to 20, bricks - from 10 to 40 %, reinforced concrete - from 40 to 80 %, metal - from 90 to 100%, glass - from 10 to 20 %. Over- and underground medium and high electrical power lines, radio and television transmitters, GSM transmitters set close to a device system have also a negative influence on the range.

WARRANTY CARD

There is 24 months guarantee on the product

1. ZAMEL provides a two-year warranty for its products.
2. The ZAMEL warranty does not cover: a) mechanical defects resulting from transport, loading / unloading or other circumstances b) defects resulting from incorrect installation or operation of ZAMEL products; c) defects resulting from any changes made by CUSTOMERS or third parties, to products sold or equipment necessary for the correct operation of products sold; d) defects resulting from force majeure or other aleatory events for which ZAMEL is not liable; e) power supply (batteries) to be equipped with a device in the moment of sale (if they appear);
3. All complaints in relation to the warranty must be provided by the CUSTOMER in writing to the retailer after discovering a defect.;
4. ZAMEL will review complaints in accordance with existing regulations.;
5. The way a complaint is settled, e.g. replacement of the product, repair or refund, is left to the discretion of ZAMEL.
6. Guarantee does not exclude, does not limit, nor does it suspend the rights of the PURCHASER resulting from the discrepancy between the goods and the contract.

Salesman stamp and signature, date of sale

X-ON Electronics

Largest Supplier of Electrical and Electronic Components

Click to view similar products for [Power Management IC Development Tools](#) category:

Click to view products by [Zamel](#) manufacturer:

Other Similar products are found below :

[EVAL6482H-DISC](#) [EVAL-AD5522EBUZ](#) [EVAL-ADM1060EBZ](#) [EVAL-ADM1073MEBZ](#) [EVAL-ADM1166TQEBZ](#) [EVAL-ADM1168LQEBZ](#) [EVAL-ADM1171EBZ](#) [EVAL-ADM1276EBZ](#) [EVB-EN5319QI](#) [EVB-EN5365QI](#) [EVB-EN6347QI](#) [EVB-EP5348UI](#) [MIC23158YML EV](#) [MIC23451-AAAYFL EV](#) [MIC5281YMME EV](#) [124352-HMC860LP3E](#) [ADM00513](#) [ADM8611-EVALZ](#) [ADM8612-EVALZ](#) [ADM8613-EVALZ](#) [ADM8615-EVALZ](#) [ADP1046ADC1-EVALZ](#) [ADP1055-EVALZ](#) [ADP122-3.3-EVALZ](#) [ADP130-0.8-EVALZ](#) [ADP130-1.2-EVALZ](#) [ADP130-1.5-EVALZ](#) [ADP130-1.8-EVALZ](#) [ADP160UJZ-REDYKIT](#) [ADP166UJ-EVALZ](#) [ADP1712-3.3-EVALZ](#) [ADP1714-3.3-EVALZ](#) [ADP1715-3.3-EVALZ](#) [ADP1716-2.5-EVALZ](#) [ADP1740-1.5-EVALZ](#) [ADP1752-1.5-EVALZ](#) [ADP1754-1.5-EVALZ](#) [ADP1828LC-EVALZ](#) [ADP1870-0.3-EVALZ](#) [ADP1871-0.6-EVALZ](#) [ADP1873-0.6-EVALZ](#) [ADP1874-0.3-EVALZ](#) [ADP1876-EVALZ](#) [ADP1879-1.0-EVALZ](#) [ADP1882-1.0-EVALZ](#) [ADP1883-0.6-EVALZ](#) [ADP197CB-EVALZ](#) [ADP199CB-EVALZ](#) [ADP2102-1.25-EVALZ](#) [ADP2102-1.2-EVALZ](#)