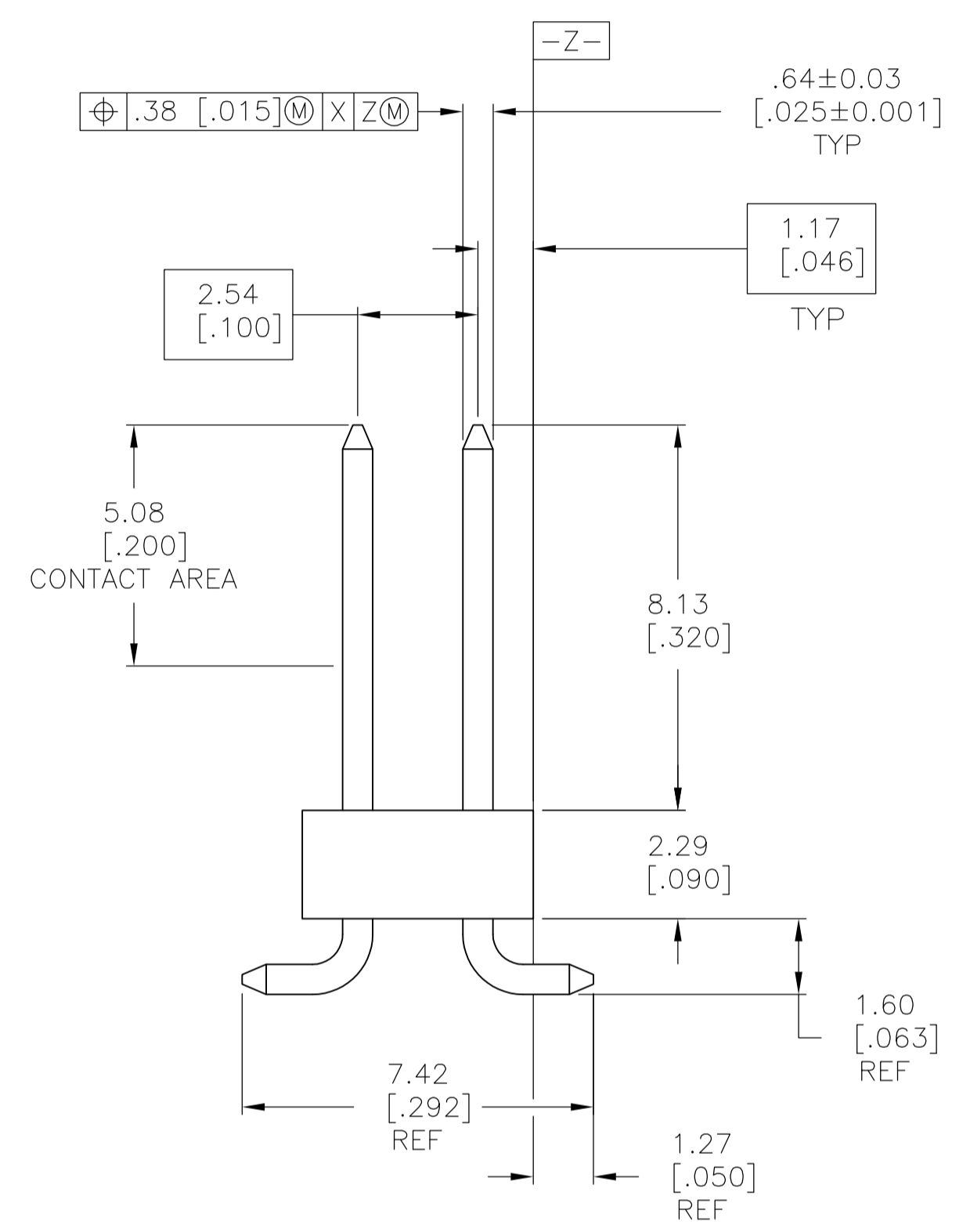
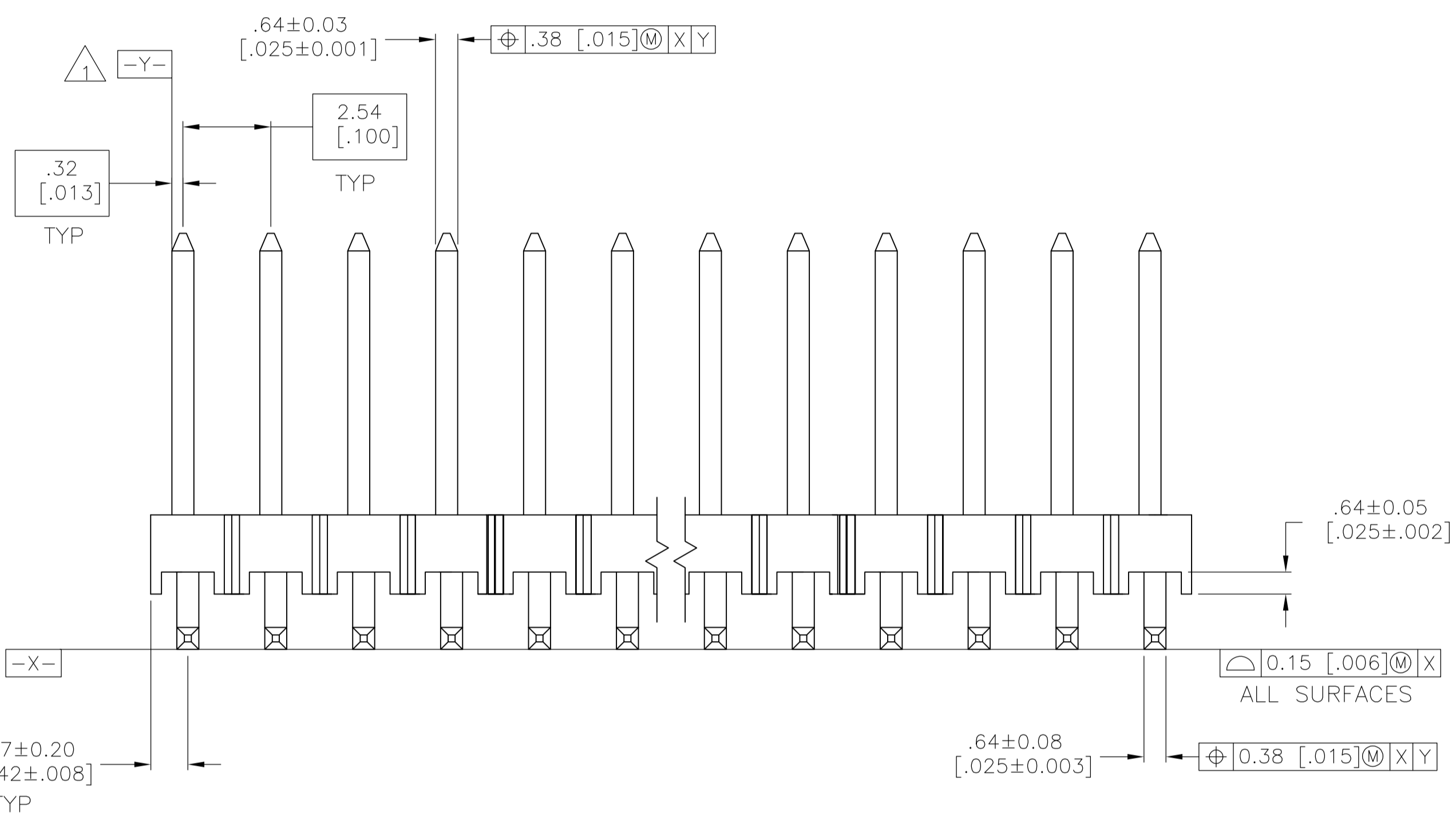


- 1 THE NOTED DIMENSIONS APPLY AT THE INTERSECTION OF THE POST AND THE HOUSING.
- 2 THE NOTED DIMENSION APPLIES FROM THE BASIC DIMENSION (NOT THE POST CENTERLINE) TO THE SURFACE INDICATED.
- 3 0.00254-0.00508[.000100-.000200] MATTE TIN-LEAD OVER 0.00127[.000050] NICKEL ENTIRE POST.
- 4 HOUSING: LCP, COLOR-BLACK. POSTS: COPPER ALLOY.
- 5 0.00254-0.00508[.000100-.000200] MATTE TIN OVER 0.00127[.000050] NICKEL ENTIRE POST.
- 6 PRELIMINARY PART - NOT RELEASED FOR PRODUCTION.
- 7 OBSOLETE PARTS: OBSOLETE CIS STREAMLINING PER D.RENAUD/D.SINISI

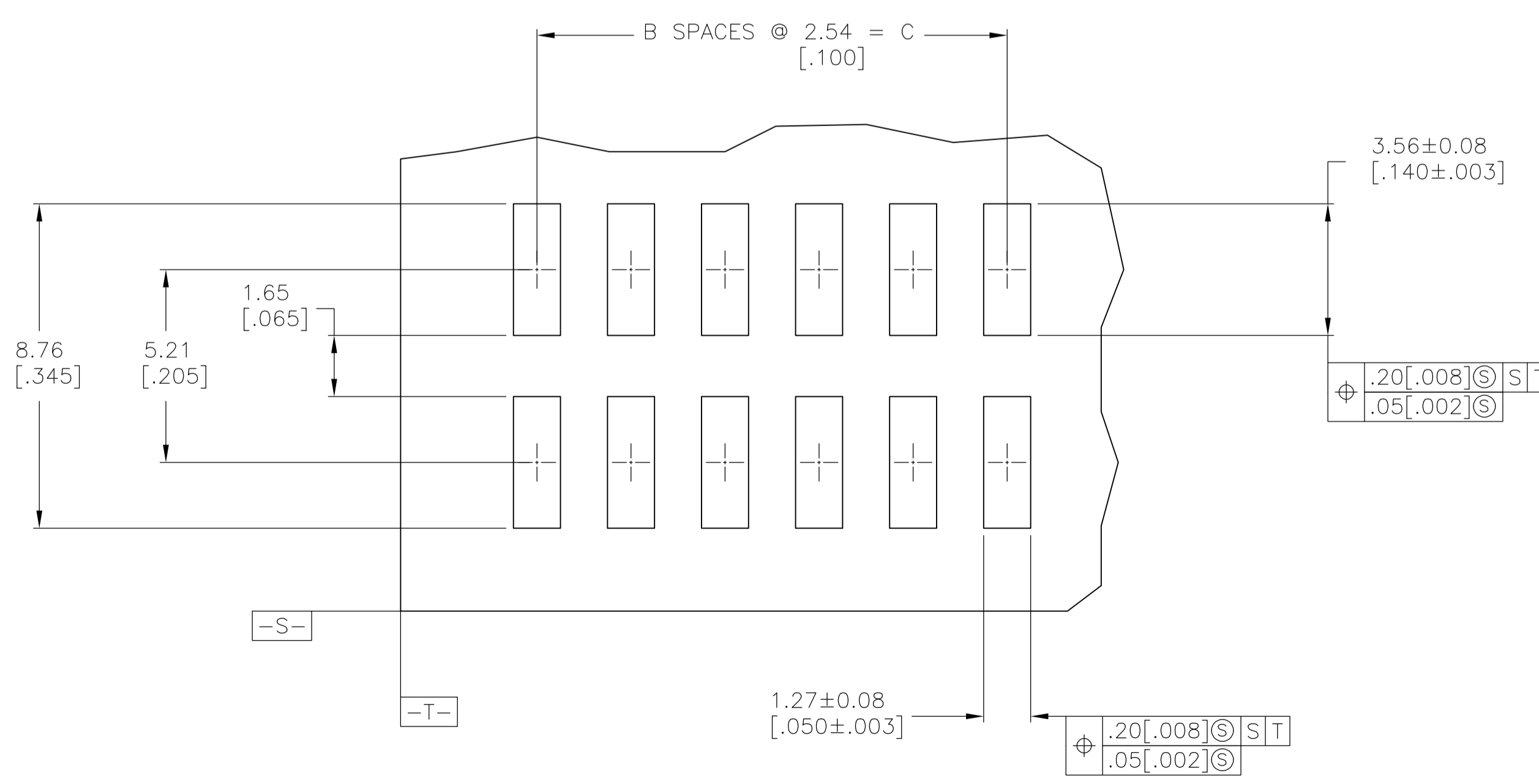


REV	DATE	BY	CHK	DESCRIPTION	NO OF POSN	PART NUMBER
5	35.56 [1.400]	14		37.69 [1.484]	30	6-146135-4
5	33.02 [1.300]	13		35.15 [1.384]	28	6-146135-3
5	30.48 [1.200]	12		32.61 [1.284]	26	6-146135-2
5	27.94 [1.100]	11		30.07 [1.184]	24	6-146135-1
5	25.40 [1.000]	10		27.53 [1.084]	22	6-146135-0
5	22.86 [.900]	9		24.99 [.984]	20	5-146135-9
5	20.32 [.800]	8		22.45 [.884]	18	5-146135-8
5	17.78 [.700]	7		19.91 [.784]	16	5-146135-7
5	15.24 [.600]	6		17.37 [.684]	14	5-146135-6
5	12.70 [.500]	5		14.83 [.584]	12	5-146135-5
5	10.16 [.400]	4		12.29 [.484]	10	5-146135-4
5	7.62 [.300]	3		9.75 [.384]	8	5-146135-3
5	2.54 [.100]	1		4.67 [.184]	4	5-146135-1
6	15.24 [.600]	6		17.37 [.684]	14	1-146135-7
5	5.08 [.200]	2		7.21 [.284]	6	1-146135-6
3	35.56 [1.400]	14		37.69 [1.484]	30	1-146135-4
3	33.02 [1.300]	13		35.15 [1.384]	28	1-146135-3
3	30.48 [1.200]	12		32.61 [1.284]	26	1-146135-2
3	27.94 [1.100]	11		30.07 [1.184]	24	1-146135-1
3	25.40 [1.000]	10		27.53 [1.084]	22	1-146135-0
3	22.86 [.900]	9		24.99 [.984]	20	146135-9
3	20.32 [.800]	8		22.45 [.884]	18	146135-8
3	17.78 [.700]	7		19.91 [.784]	16	146135-7
3	15.24 [.600]	6		17.37 [.684]	14	146135-6
3	12.70 [.500]	5		14.83 [.584]	12	146135-5
3	10.16 [.400]	4		12.29 [.484]	10	146135-4
3	7.62 [.300]	3		9.75 [.384]	8	146135-3
3	5.08 [.200]	2		7.21 [.284]	6	146135-2
3	2.54 [.100]	1		4.67 [.184]	4	146135-1
PLATING	C	B	A	NO OF POSN	PART NUMBER	

7 OBSOLETE

7 OBSOLETE

7 OBSOLETE



RECOMMENDED PCB LAYOUT FOR USE WITH .008 THICK STENCIL

THIS DRAWING IS A CONTROLLED DOCUMENT.

DIMENSIONS: mm [INCHES]

TOLERANCES UNLESS OTHERWISE SPECIFIED:

0. PLC	± .005
1. PLC	± .005
2. PLC	± .005
3. PLC	± 0.13[.005]
4. PLC	± .005
ANGLES	± .005

MATERIAL: 4

FINISH: SEE TABLE

WEIGHT: --

SCALE: 8:1

SHEET 1 OF 1

REV P

APPROVED: G. DUBNICZKI

DATE: 09OCT2015

DESCRIPTION: SURFACE MOUNT HEADER ASSEMBLY, MOD II, BREAKAWAY, VERTICAL, DOUBLE ROW, .100 X.100 CL, .025 SQ. POST

PART NUMBER: 146135

X-ON Electronics

Largest Supplier of Electrical and Electronic Components

Click to view similar products for [Headers & Wire Housings](#) category:

Click to view products by [TE Connectivity](#) manufacturer:

Other Similar products are found below :

[95000-104TRLF](#) [10135584-644402LF](#) [DF62W-EP2022PCA](#) [95000-106TRLF](#) [DF62W-2022SCA](#) [DF62W-EP2022PC](#) [2203348](#) [DF62W-2022SC](#) [1084018](#) [1029039](#) [1084017](#) [802-10-012-10-002000](#) [1112640](#) [1112639](#) [891-007-9SS-BST1T](#) [000-34000](#) [0008550134](#) [0009482033](#) [0009507031](#) [57102-F02-18ULF](#) [57102-S06-03LF](#) [57202-S52-04LF](#) [PCN6-15S-2.5E](#) [0039019024](#) [58102-G61-06LF](#) [582553-1](#) [0009485154](#) [0009508121](#) [0022285053](#) [0050291907](#) [018731A](#) [LY20-4P-DT1-P1E-BR](#) [02.125.8002.8](#) [60101931](#) [60598-1 \(Cut Strip\)](#) [M1625-3R/100](#) [61062-3](#) [61082-181009](#) [CSU011177004](#) [636-1427](#) [638009-1](#) [641938-9](#) [641991-4](#) [644168-1](#) [644827-2](#) [647662-1](#) [65039-019ELF](#) [65692-001LF](#) [65781-018](#) [65781-047](#)