

Type MRF

Fast Acting Radial Lead Micro Fuse Series

HF  MRF Series

RoHS 6 Compliant

Description

Sub-miniature, fast-acting type, 250V rated fuses designed, approved and complied with IEC 60127-3, standard sheet 3.


Features

- Fast Acting (250V AC@50A)
- Meet IEC standard 60127-3, sheet 3
- Wide operating temperature range
- Bulk and Tape & Reel packing available
- RoHS 6 compliant
- Halogen Free
- Leadfree



Applications


Provide individual protection for components or internal circuits.

- Power supplies
- Battery chargers
- Consumer Electronics
- Adapter
- Industrial Controllers

LEAD FREE = 
HALOGEN FREE = 

Physical Specifications

Materials	Base and Cover : Black thermoplastic, UL 94-V0
	Pins : 100% Matte Tin Plated Copper
Marking	On Fuse :
	"bel", "F", "Current Rating", "250V" & " Appropriate Safety Logos"
	On Label :
	"bel", "MRF", "Current Rating", "Voltage Rating", "Interrupting Rating", " Appropriate Safety Logos" and "  ", "  " (China RoHS compliant).









Electrical Characteristics(IEC-127-3 STANDARD SHEET 3)

Rated Current	1.5 In		2.1 In		2.75 In		4 In		10 IN
	MIN	MAX	MIN	MAX	MIN	MAX	MIN	MAX	MAX
50mA to 6.3A inclusive	1 hr.	30 min.	10 ms	3 sec	3 ms	300 ms			20 ms

In clause 9.2, the test voltage for MRF ratings from 80mA to 6.3A is 64VDC.

Safety Agency Approvals

SAFETY AGENCY	SAFETY AGENCY CERTIFICATE NUMBER	AMPERE RANGE / VOLT @ I.R. ABILITY
	1026142;1026141 1026139;1111865	50mA - 5A / 250V AC @ 35A or 10 In whichever is greater
	40017420	
	40028500	6.3A / 250V ac @ 63A
	LR39772	50mA - 6.3A / 250V AC @ 50A
	E20624	50mA - 6.3A / 350V AC @ 100A
	JET 1037-31007-1001	1A - 5A / 250V AC @ 100A

Specifications subject to change without notice



Bel Fuse Inc.
206 Van Vorst Street
Jersey City, NJ 07302 USA

+1 201.432.0463
techhelp@belf.com
belfuse.com

Type MRF

Fast Acting Radial Lead Micro Fuse Series







HF  MRF Series

RoHS 6 Compliant

Environmental Specifications

Shock Resistance	MIL-STD-202G, Method 213B, Test Condition 1 (100 G's peak for 6 milliseconds; Sawtooth waveform)
Vibration Resistance	MIL-STD-202G, Method 201A(10-55 Hz X 3 axis / no load).
Salt Spray Resistance	MIL-STD-202G, Method 101E, Test Condition B(48 hrs).
Solderability	MIL-STD-202G, Method 208H
Resistance to solder Heat	MIL-STD-202G, Method 210F, Test Condition C. Top Side.(260°C,20 sec)
Moisture Resistance	MIL-STD-202G, Method 202G, Method 106G
Operating Temperature	-55°C to +125°C

Electrical Specifications

Catalog Number	Ampere Rating	Typical Cold Resistance (ohm)	Volt-drop @100% In (Volt) max.	Voltage Rating (V)	Interrupting Rating	Melting I ² T <10 mSec (A ² Sec)	Melting I ² T @10 In (A ² Sec)	Maximum Power Dissipation (W)	Agency Approvals					
														
MRF 50	50mA	11.9	0.73	250	(50mA - 6.3A / 35A @ 250VAC or 10 In) whichever is greater	0.001	0.001	0.09	Y	Y	Y	Y		
MRF 63	63mA	8.5	0.66	250		0.001	0.001	0.10	Y	Y	Y	Y		
MRF 80	80mA	6.3	0.64	250		0.002	0.002	0.11	Y	Y	Y	Y		
MRF 100	100mA	4.0	0.49	250		0.003	0.003	0.11	Y	Y	Y	Y		
MRF 125	125mA	3.1	0.50	250		0.007	0.007	0.13	Y	Y	Y	Y		
MRF 160	160mA	2.3	0.46	250		0.016	0.016	0.21	Y	Y	Y	Y		
MRF 200	200mA	1.7	0.41	250		0.027	0.027	0.19	Y	Y	Y	Y		
MRF 250	250mA	0.42	0.17	250		0.023	0.023	0.23	Y	Y	Y	Y		
MRF 315	315mA	0.29	0.15	250		0.044	0.044	0.22	Y	Y	Y	Y		
MRF 400	400mA	0.21	0.14	250		0.073	0.072	0.28	Y	Y	Y	Y		
MRF 500	500mA	0.17	0.15	250		0.20	0.18	0.42	Y	Y	Y	Y		
MRF 630	630mA	0.10	0.08	250		0.15	0.14	0.16	Y	Y	Y	Y		
MRF 800	800mA	0.071	0.08	250		0.4	0.4	0.20	Y	Y	Y	Y		
MRF 1	1A	0.057	0.08	250		0.7	0.6	0.38	Y	Y	Y	Y		Y
MRF 1.25	1.25A	0.047	0.081	250		1.3	1.2	0.69	Y	Y	Y	Y		Y
MRF 1.6	1.6A	0.035	0.077	250		1.4	1.3	0.62	Y	Y	Y	Y		Y
MRF 2	2A	0.028	0.075	250	2.1	2.0	0.72	Y	Y	Y	Y		Y	
MRF 2.5	2.5A	0.022	0.071	250	4	3	0.92	Y	Y	Y	Y		Y	
MRF 3.15	3.15A	0.016	0.064	250	6	4	0.82	Y	Y	Y	Y		Y	
MRF 4	4A	0.011	0.059	250	8	6	0.65	Y	Y	Y	Y		Y	
MRF 5	5A	0.010	0.056	250	15	11.8	0.91	Y	Y	Y	Y		Y	
MRF 6.3	6.3A	0.008	0.054	250	25	19.8	1.05	Y	Y			Y		

Consult manufacturer for other ratings

Specifications subject to change without notice



Bel Fuse Inc.
206 Van Vorst Street
Jersey City, NJ 07302 USA

+1 201.432.0463
techhelp@belf.com
belfuse.com

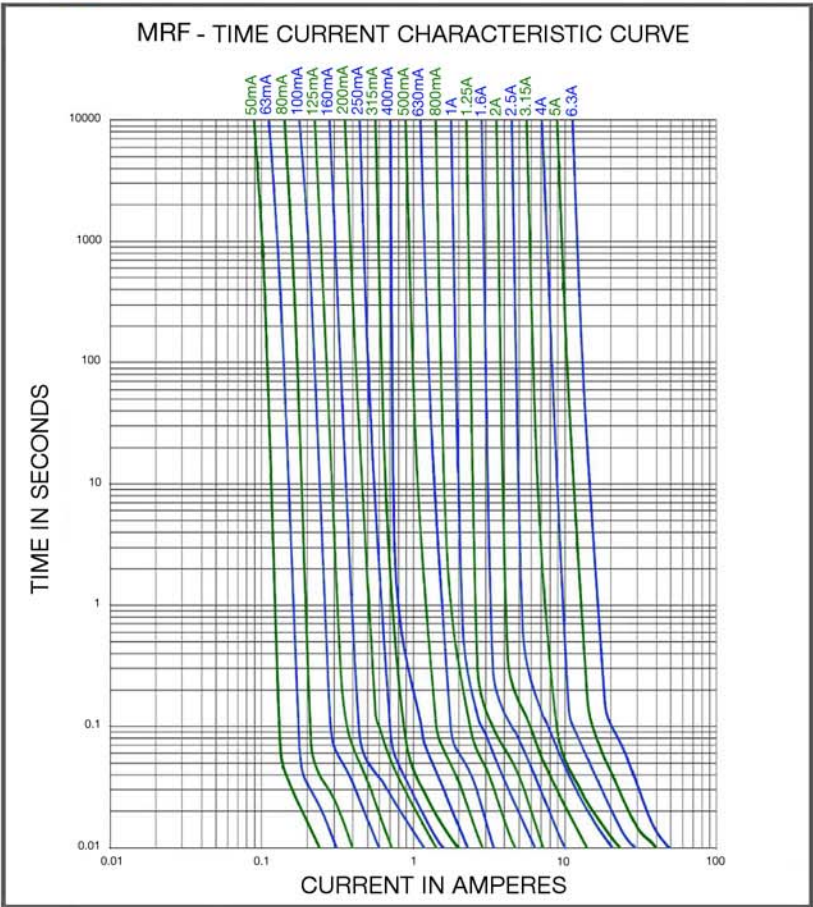
Type MRF

Fast Acting Radial Lead Micro Fuse Series

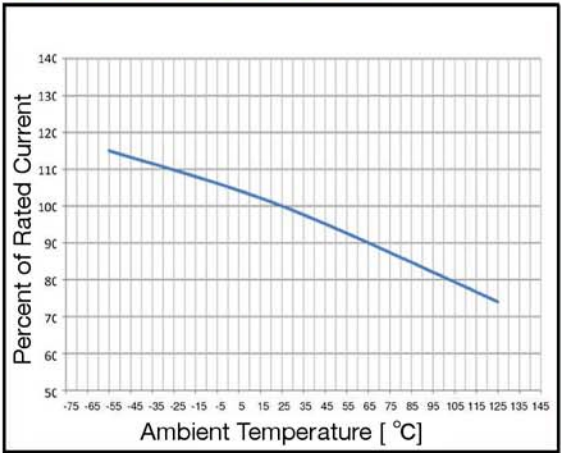
HF  MRF Series

RoHS 6 Compliant

Average Time Current Curve

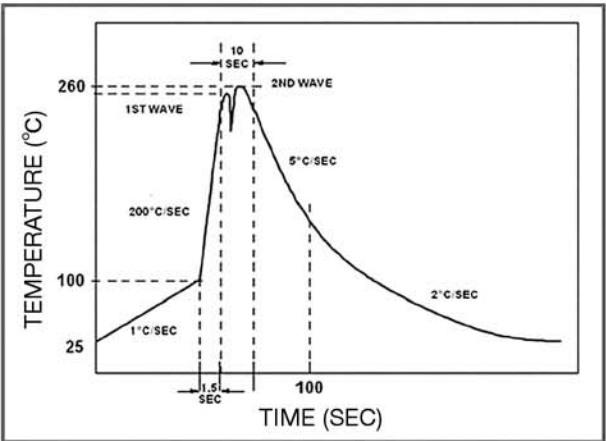


Temperature Derating Curve



Soldering Parameters

Lead-free Wave Soldering Profile	
Wave Soldering Parameter	
Average ramp-up rate	200°C/ second
Heating rate during preheat	typical 1 - 2°C/ second Max 4°C/ second
Final preheat temperature	within 125°C of soldering temperature
Peak temperature T _p	260°C
Time within +0°C/-5°C of actual peak temperature	10 seconds
Ramp-down rate	5°C/ second max.



Specifications subject to change without notice



a bel group

Bel Fuse Inc.
206 Van Vorst Street
Jersey City, NJ 07302 USA

+1 201.432.0463
techhelp@belf.com
belfuse.com

Type MRF

Fast Acting Radial Lead Micro Fuse Series

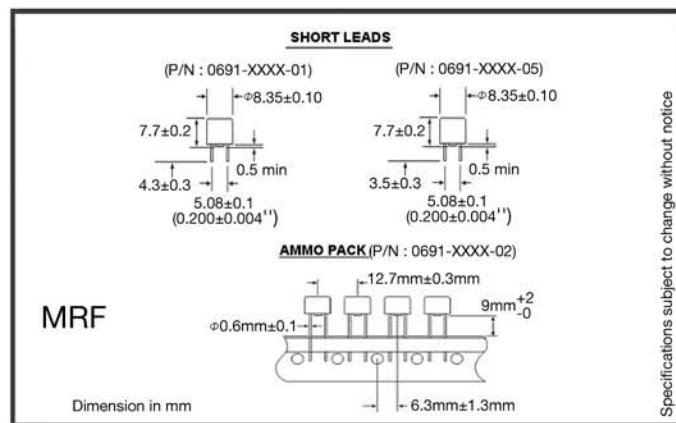
HF  MRF Series

RoHS 6 Compliant

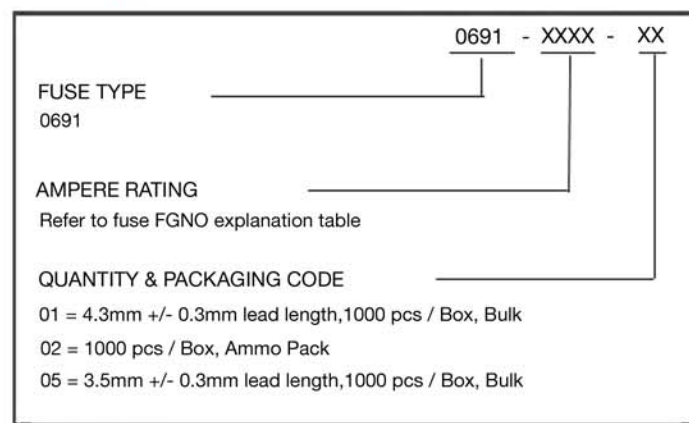
Fuse FGNO Explanation 06XX X [XXXX] X XX, [XXXX]=Ampere Rating

Fraction	Decimal	Milliamps	Bel FGNO[XXXX]	Fraction	Decimal	Amps	Bel FGNO[XXXX]
1/32	0.032	32	0032	1.0	1	1000	
1/25	.040	40	0040	1-1/4	1.25	1.25	1250
1/20	.050	50	0050	1-1/2	1.50	1.5	1500
1/16	.063	63	0063		1.60	1.6	1600
8/100	.080	80	0080		2.0	2	2000
1/10	.100	100	0100	2-1/4	2.25	2.25	2250
1/8	.125	125	0125	2-1/2	2.5	2.5	2500
15/100	.150	150	0150		3.0	3	3000
	.160	160	0160		3.15	3.15	3150
2/10	.200	200	0200	3-1/2	3.5	3.5	3500
1/4	.250	250	0250		4.0	4	4000
3/10	.300	300	0300		5.0	5	5000
	.315	315	0315		6.0	6	6000
3/8	.375	375	0375		6.3	6.3	6300
4/10	.400	400	0400		7.0	7	7000
1/2	.500	500	0500	7-1/2	7.5	7.5	7500
6/10	.600	600	0600		8.0	8	8000
	.630	630	0630			10	9100
7/10	.700	700	0700			12	9120
3/4	.750	750	0750			15	9150
8/10	.800	800	0800			20	9200
						25	9250
						30	9300

Mechanical Dimensions



Ordering Information



Packaging

Packaging Option	Packaging Specification	Quantity	Packaging Code
Bulk / bag, 1000 / box	N/A	1000	01 , 05
12.7 mm pitch, On Tape / box	IEC-286-2	1000	02

Specifications subject to change without notice



Bel Fuse Inc.
206 Van Vorst Street
Jersey City, NJ 07302 USA

+1 201.432.0463
techhelp@belf.com
belfuse.com

X-ON Electronics

Largest Supplier of Electrical and Electronic Components

Click to view similar products for [Cartridge Fuses](#) category:

Click to view products by [Bel Fuse](#) manufacturer:

Other Similar products are found below :

[MBO-20](#) [MDA-V-1/100](#) [12C10X38GI](#) [AGA-V-2-1/2](#) [AGC-V-3-12-R](#) [AGY-50](#) [MSL-3](#) [MSL-4](#) [MSL-5](#) [BK1/C436-2A](#) [BK1-GMA-1-6-R](#)
[BK1-GMA-200-R](#) [BK1GMA-6-R](#) [BK1/GMC-100-R](#) [BK1/GMC-1.5-R](#) [BK1-GMC-2-5-R](#) [BK1GMD-4-R](#) [BK1S500-250-R](#) [BK1S500-32-R](#)
[BK1-S500-4-R](#) [BK1S500-5-R](#) [BK1-S505-1-R](#) [BK1-S506-2-R](#) [BK1-S506-3-15-R](#) [BK1/S506-63-R](#) [BK/ABC-5RX](#) [BK/AGW-B-4](#) [BK/AVX-](#)
[1/4](#) [BK/C515S-250-R](#) [BK/MBO-20](#) [BK/MBO-8](#) [BK/MDM-3/4](#) [BK-MDQ-4](#) [BK/S505-V-2.5A](#) [BK/TDC120-15](#) [BK/TDC120-20](#)
[BK/TDC122-45](#) [BP/MDL-7](#) [1C10X38AM](#) [S505-V-500MA](#) [SEF-1697-1-002](#) [AGA-V-7-1/2](#) [AGC-15WX](#) [AGC-2-1-2-R](#) [20.0M6.3X32F](#)
[20C8X32GI](#) [GMC-50-R](#) [361.250](#) [MBO-8](#) [TDC121-30](#)