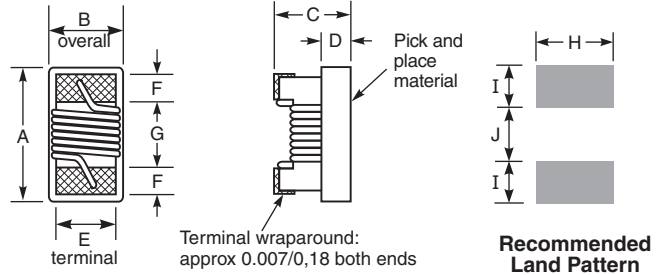


Chip Inductors – 0402CS (1005)



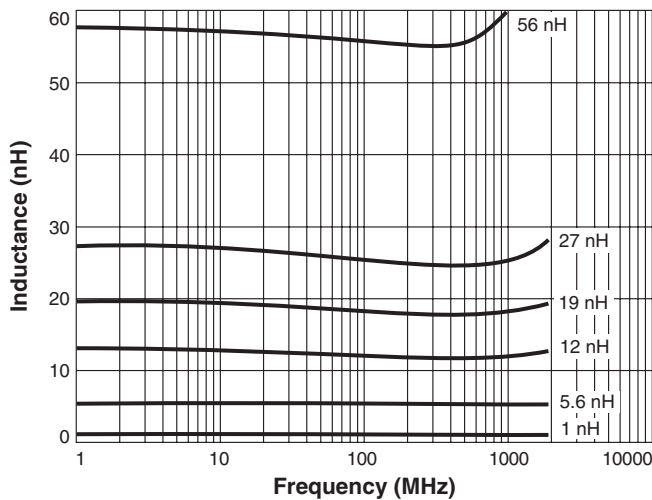
Continuing in our long tradition of innovation and leadership, Coilcraft introduced the industry's first 0402 wirewound inductor.

This series shares all of the characteristics of Coilcraft's other ceramic inductors: exceptionally high Q factors, especially at use frequencies; outstanding self-resonant frequency; tight inductance tolerance; and excellent batch-to-batch consistency.

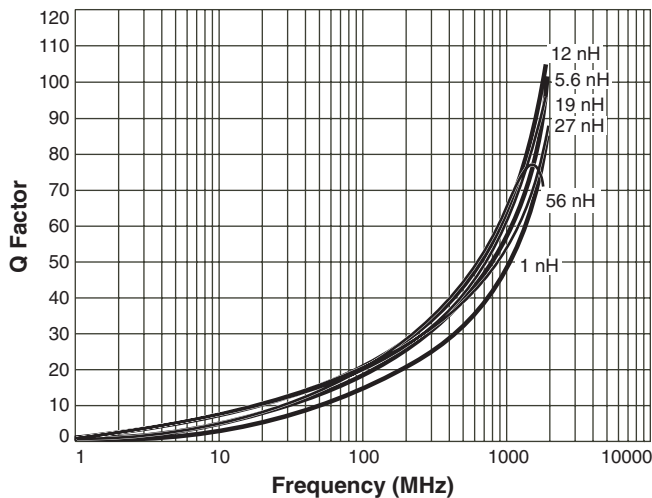


A	B	C	D	E	F	G	H	I	J
max	max	max	ref						
0.047	0.025	0.026	0.010	0.020	0.009	0.022	0.026	0.014	0.018
1,19	0,64	0,66	0,25	0,51	0,23	0,56	0,66	0,36	0,46

Typical L vs Frequency



Typical Q vs Frequency



Core material Ceramic

Environmental RoHS compliant, halogen free

Terminations Silver-palladium-platinum-glass frit. Other terminations available at additional cost.

Weight 0.8 – 1.0 mg

Ambient temperature -40°C to +125°C with Irms current.

Maximum part temperature +140°C (ambient + temp rise).

Storage temperature Component: -40°C to +140°C.

Tape and reel packaging: -40°C to +80°C

Resistance to soldering heat Max three 40 second reflows at +260°C, parts cooled to room temperature between cycles

Temperature Coefficient of Inductance (TCL) +25 to +125 ppm/°C

Moisture Sensitivity Level (MSL) 1 (unlimited floor life at <30°C / 85% relative humidity)

Failures in Time (FIT) / Mean Time Between Failures (MTBF)

One per billion hours / one billion hours, calculated per Telcordia SR-332

Packaging 2000 or 5000 per 7" reel Paper tape: 8 mm wide, 0.68 mm thick, 2 mm pocket spacing

PCB washing Tested to MIL-STD-202 Method 215 plus an additional aqueous wash. See [Doc787_PCB_Washing.pdf](#).

0402CS Series (1005)

Designer's Kit C328 contains 20 each of all 5% values
 Designer's Kit C328-2 contains 20 each of all 2% values

Part number ¹	Inductance ² (nH)	Percent tolerance ³	900 MHz		1.7 GHz		SRF min ⁵ (GHz)	DCR max ⁶ (Ohms)	Irms ⁷ (mA)
			L typ	Q typ ⁴	L typ	Q typ ⁴			
0402CS-1N0XJE_	1.0	5	1.02	77	1.02	69	12.70	0.045	1360
0402CS-1N2XJE_	1.2	5	1.17	28	1.17	38	12.90	0.090	740
0402CS-1N8X_E_	1.8	5,3,2	1.78	54	1.78	75	12.00	0.070	1040
0402CS-1N9X_E_	1.9	5,3,2	1.72	68	1.74	82	11.30	0.070	1040
0402CS-2N0X_E_	2.0	5,3,2	1.93	54	1.93	75	11.10	0.070	1040
0402CS-2N2X_E_	2.2	5,3,2	2.19	59	2.23	100	10.80	0.070	960
0402CS-2N4X_E_	2.4	5,3,2	2.24	51	2.27	68	10.50	0.068	790
0402CS-2N7X_E_	2.7	5,3,2	2.58	42	2.60	61	10.40	0.120	640
0402CS-3N3X_E_	3.3	5,3,2	3.10	65	3.12	87	7.00	0.066	840
0402CS-3N6X_E_	3.6	5,3,2	3.56	45	3.62	71	6.80	0.066	840
0402CS-3N9X_E_	3.9	5,3,2	3.89	50	4.00	75	6.00	0.066	840
0402CS-4N3X_E_	4.3	5,3,2	4.19	47	4.30	71	6.00	0.091	700
0402CS-4N7X_E_	4.7	5,3,2	4.55	48	4.68	68	4.77	0.130	640
0402CS-5N1X_E_	5.1	5,3,2	5.15	56	5.25	82	4.80	0.083	800
0402CS-5N6X_E_	5.6	5,3,2	5.16	54	5.28	81	4.80	0.083	760
0402CS-6N2X_E_	6.2	5,3,2	6.16	52	6.37	76	4.80	0.083	760
0402CS-6N8X_E_	6.8	5,3,2	6.56	63	6.93	78	4.80	0.083	680
0402CS-7N5X_E_	7.5	5,3,2	7.91	60	8.22	88	4.80	0.10	680
0402CS-8N2X_E_	8.2	5,3,2	8.50	57	8.85	84	4.40	0.10	680
0402CS-8N7X_E_	8.7	5,3,2	8.78	54	9.21	73	4.10	0.20	480
0402CS-9N0X_E_	9.0	5,3,2	9.07	62	9.53	78	4.16	0.10	680
0402CS-9N5X_E_	9.5	5,3,2	9.42	54	9.98	69	4.00	0.20	480
0402CS-10NX_E_	10	5,3,2	9.8	50	10.10	67	3.90	0.20	480
0402CS-11NX_E_	11	5,3,2	10.7	52	11.20	78	3.68	0.12	640
0402CS-12NX_E_	12	5,3,2	11.9	53	12.70	71	3.60	0.12	640
0402CS-13NX_E_	13	5,3,2	13.4	51	14.63	57	3.45	0.21	440
0402CS-15NX_E_	15	5,3,2	14.6	55	15.50	77	3.28	0.17	560
0402CS-16NX_E_	16	5,3,2	16.6	46	18.86	47	3.10	0.22	560
0402CS-18NX_E_	18	5,3,2	18.3	57	20.28	62	3.10	0.23	420
0402CS-19NX_E_	19	5,3,2	19.1	50	21.10	67	3.04	0.20	480
0402CS-20NX_E_	20	5,3,2	20.7	52	23.66	53	3.00	0.25	420
0402CS-22NX_E_	22	5,3,2	23.2	53	26.75	53	2.80	0.30	400
0402CS-23NX_E_	23	5,3,2	23.8	49	26.90	64	2.72	0.30	400
0402CS-24NX_E_	24	5,3,2	25.1	51	29.50	50	2.70	0.30	400
0402CS-27NX_E_	27	5,3,2	28.7	49	33.50	63	2.48	0.30	400
0402CS-30NX_E_	30	5,3,2	31.1	46	38.50	39	2.35	0.30	400
0402CS-33NX_E_	33	5,3,2	34.9	31	41.74	32	2.35	0.30	400
0402CS-36NX_E_	36	5,3,2	39.5	44	48.40	53	2.32	0.44	320
0402CS-39NX_E_	39	5,3,2	41.7	47	50.23	45	2.10	0.55	200
0402CS-40NX_E_	40	5,3,2	39.0	44	47.40	33	2.24	0.44	320
0402CS-43NX_E_	43	5,3,2	45.8	46	61.55	34	2.03	0.81	100
0402CS-47NX_E_	47	5,3,2	50.0	38	–	–	2.10	0.83	150
0402CS-51NX_E_	51	5,3,2	56.6	40	–	–	1.75	0.82	100
0402CS-56NX_E_	56	5,3,2	62.8	42	–	–	1.76	0.97	100
0402CS-68NX_E_	68	5,3,2	78.2	36	–	–	1.62	1.12	100
0402CS-82NX_E_	82	5,3,2	–	–	–	–	1.26	1.55	50
0402CS-R10X_E_	100	5,3,2	–	–	–	–	1.16	2.00	30
0402CS-R12X_E_	120	5,3,2	–	–	–	–	1.10	2.20	50

1. When ordering, specify **tolerance, termination and packaging** codes:

0402CS-68NXJEW

Tolerance: G = 2% H = 3% J = 5%

(Table shows stock tolerances in bold.)

Termination: E = Halogen free component. RoHS compliant silver-palladium-platinum-glass frit terminations.

L = RoHS compliant, not halogen-free. Silver-palladium-platinum-glass frit terminations.

Special order: T = RoHS tin-silver-copper (95.5/4/0.5) or S = non-RoHS tin-lead (63/37).

Packaging: W = 7" machine-ready reel. EIA-481 punched paper tape (2000 parts per full reel).

Q = 7" machine-ready reel. EIA-481 punched paper tape (5000 parts per full reel).

U = Less than full reel. In tape, but not machine ready. To have a leader and trailer added (\$25 charge), use code letter W instead.

2. Inductance measured at 250 MHz using a Coilcraft SMD-F test fixture and Coilcraft-provided correlation pieces with an Agilent/HP 4286 impedance analyzer.

3. Tolerances in bold are stocked for immediate shipment.

4. Q measured using an Agilent/HP 4291A with an Agilent/HP 16193 test fixture.

5. For SRF >6 GHz, measured using an Agilent/HP 8722ES network analyzer and a Coilcraft SMD-D test fixture. For SRF ≤6 GHz, measured using an Agilent/HP 8753D network analyzer and a Coilcraft SMD-D test fixture.

6. DCR measured on a micro-ohmmeter.

7. Current that causes a 15°C temperature rise from 25°C ambient. This information is for reference only and does not represent absolute maximum ratings.

8. Electrical specifications at 25°C.

Refer to Doc 362 "Soldering Surface Mount Components" before soldering.



www.coilcraft.com

US +1-847-639-6400 sales@coilcraft.com

UK +44-1236-730595 sales@coilcraft-europe.com

Taiwan +886-2-2264 3646 sales@coilcraft.com.tw

China +86-21-6218 8074 sales@coilcraft.com.cn

Singapore +65-6484 8412 sales@coilcraft.com.sg

Document 198-2 Revised 11/15/18

© Coilcraft Inc. 2018

This product may not be used in medical or high risk applications without prior Coilcraft approval. Specification subject to change without notice. Please check web site for latest information.

X-ON Electronics

Largest Supplier of Electrical and Electronic Components

Click to view similar products for [Fixed Inductors](#) category:

Click to view products by [Coilcraft](#) manufacturer:

Other Similar products are found below :

[MLZ1608M6R8WTD25](#) [MLZ1608N6R8LT000](#) [MLZ1608N3R3LTD25](#) [MLZ1608N3R3LT000](#) [MLZ1608N150LT000](#)
[MLZ1608M150WTD25](#) [MLZ1608M3R3WTD25](#) [MLZ1608M3R3WT000](#) [MLZ1608M150WT000](#) [MLZ1608A1R5WT000](#)
[MLZ1608N1R5LT000](#) [B82432C1333K000](#) [PCMB053T-1R0MS](#) [PCMB053T-1R5MS](#) [PCMB104T-1R5MS](#) [CR32NP-100KC](#) [CR32NP-151KC](#) [CR32NP-180KC](#) [CR32NP-181KC](#) [CR32NP-1R5MC](#) [CR32NP-390KC](#) [CR32NP-3R9MC](#) [CR32NP-680KC](#) [CR32NP-820KC](#)
[CR32NP-8R2MC](#) [CR43NP-390KC](#) [CR43NP-560KC](#) [CR43NP-680KC](#) [CR54NP-181KC](#) [CR54NP-470LC](#) [CR54NP-820KC](#) [CR54NP-8R5MC](#)
[MGDQ4-00004-P](#) [MGDU1-00016-P](#) [MHL1ECTTP18NJ](#) [MHL1JCTTD12NJ](#) [PE-51506NL](#) [PE-53601NL](#) [PE-53630NL](#) [PE-53824SNLT](#) [PE-62892NL](#) [PE-92100NL](#) [PG0434.801NLT](#) [PG0936.113NLT](#) [PM06-2N7](#) [PM06-39NJ](#) [HC2LP-R47-R](#) [HC2-R47-R](#) [HC3-2R2-R](#) [HC8-1R2-R](#)