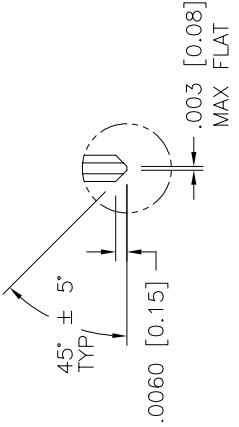
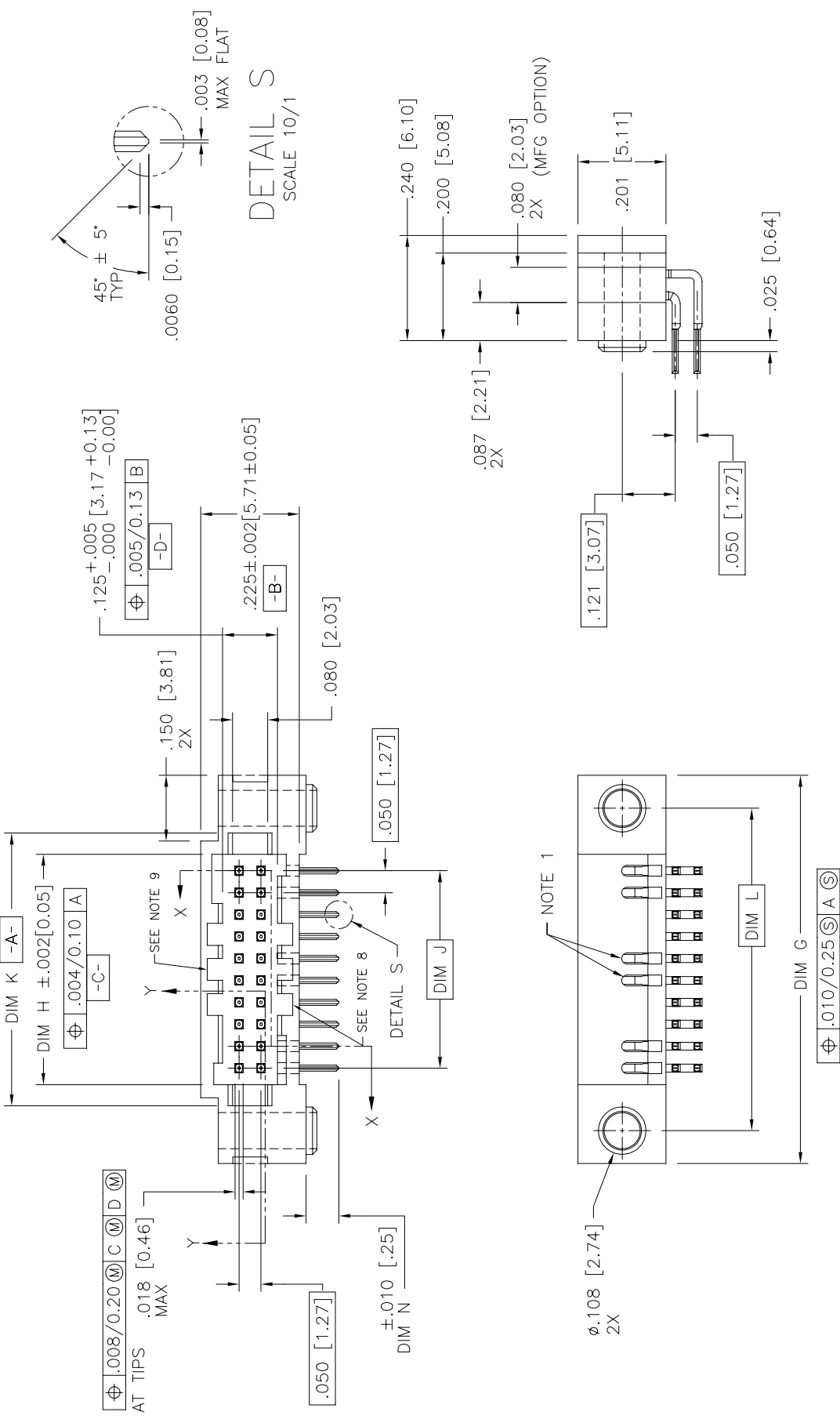


PRODUCT NUMBER  
SEE TABLE

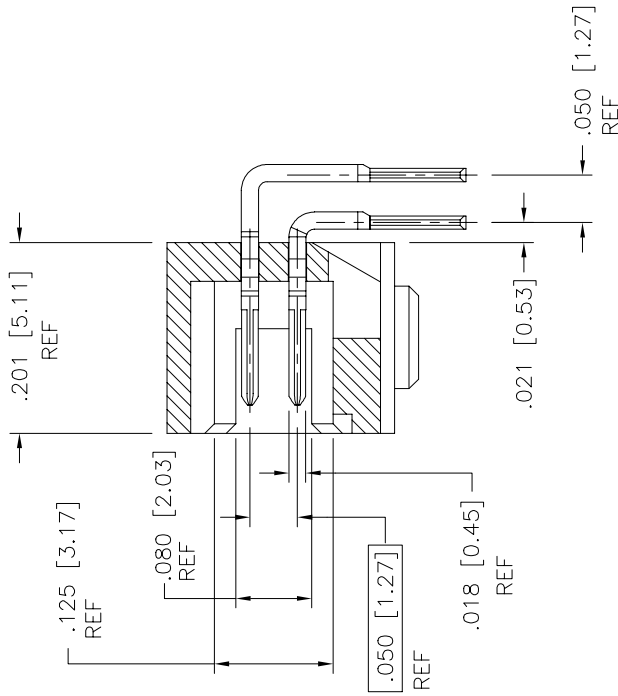
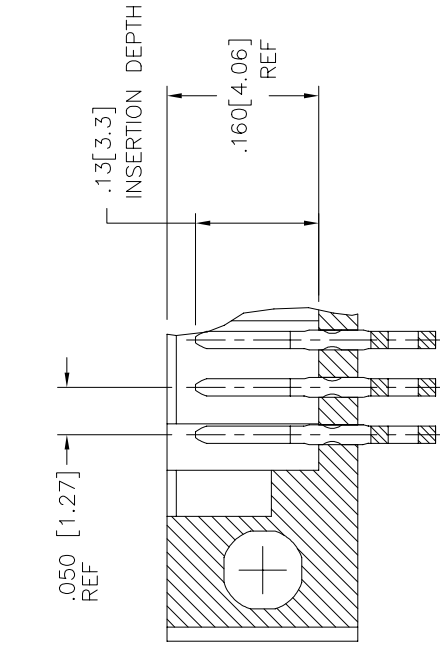


DETAIL S  
SCALE 10/1

mat'l. code		surface		tolerance		projection		product family	
ISO 1302		ISO 406		ISO 1101		1st angle		RIBCAGE	
tr		ecr		no		date		title	
A		-		GM		2013-01-15		RIBCAGE HORIZONTAL HEADER ASSEMBLY	
-		-		-		-		dwg no	
-		-		-		-		10124054	
-		-		-		-		sheet 1 of 4	
-		-		-		-		size	
-		-		-		-		A3	
-		-		-		-		type	
-		-		-		-		Product Customer Drawing	
sheet		revision		A		A		D	
index		sheet		1		2		3	
								4	
								5	
								6	



PRODUCT NUMBER  
SEE TABLE

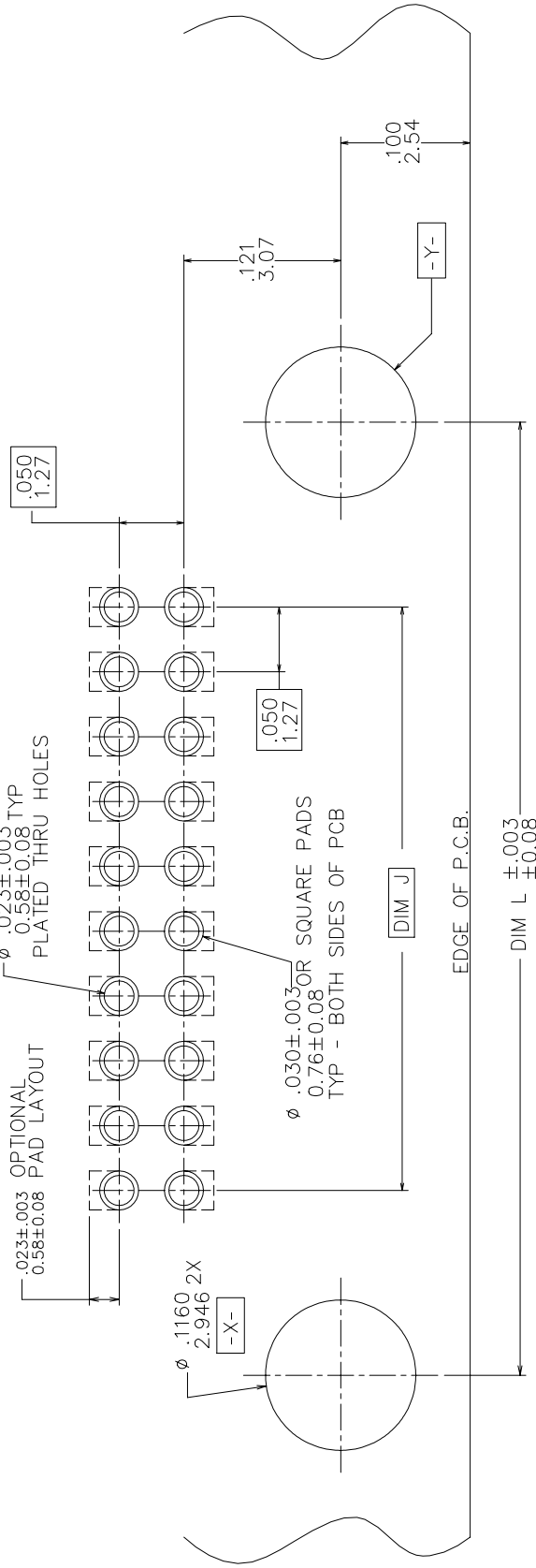


mat'l. code		surface		tolerance		projection		product family	
---		ISO 1302		ISO 406		FIRST ANGLE		RIBCAGE	
itr		ecn no		date		INCH/MM		title	
A						scale 3:1		RIBCAGE HORIZONTAL HEADER ASSEMBLY	
						.XX±.01/0.3		dwg no	
						.XXX±.005/0.13		sheet 2 of 4	
						.XXXX±.0020/0.051		size	
						linear		A3	
						0°±2°		type	
						dr GM SUN		Product Customer Drawing	
						engr GM SUN			
						chr RICK BIAN			
						appd RICK BIAN			
sheet		revision							
index		sheet							

PRODUCT NO. NOTE 5	SIZE	DIM G	DIM H	DIM J	DIM K	DIM L	TAIL LENGTH DIM N
10124054-105	2X5	.635/16.13	.275/6.90	.200/5.08	.380/9.65	.485/12.32	.075/1.90
	2X10	.885/22.48	.525/13.34	.450/11.43	.630/16.00	.735/18.67	
	2X15	1.135/28.83	.775/19.68	.700/17.78	.880/22.35	.985/25.02	
	2X20	1.385/35.18	1.025/26.03	.950/24.13	1.130/28.70	1.235/31.37	
	2X25	1.635/41.52	1.275/32.38	1.200/30.48	1.380/35.05	1.485/37.72	
	2X30	1.885/47.88	1.525/38.74	1.450/36.83	1.630/41.40	1.735/44.07	
	2X35	2.135/54.23	1.775/45.08	1.700/43.18	1.880/47.75	1.985/50.42	
	2X40	2.385/60.58	2.025/51.43	1.950/49.53	2.130/54.10	2.235/56.77	
	2X45	2.635/66.93	2.275/57.78	2.200/55.88	2.380/60.45	2.485/63.12	
	2X50	2.885/73.28	2.525/64.14	2.450/62.23	2.630/66.80	2.735/69.47	.075/1.90
	2X50	2.885/73.28	2.525/64.14	2.450/62.23	2.630/66.80	2.735/69.47	.125/3.18
	2X5	.635/16.13	.275/6.90	.200/5.08	.380/9.65	.485/12.32	.085/2.16
	2X10	.885/22.48	.525/13.34	.450/11.43	.630/16.00	.735/18.67	
	2X20	1.385/35.18	1.025/26.03	.950/24.133	1.130/28.70	1.235/31.37	
	2X30	1.885/47.88	1.525/38.74	1.450/36.83	1.630/41.40	1.735/44.07	
	2X45	2.635/66.93	2.275/57.78	2.200/55.88	2.380/60.45	2.485/63.12	.085/2.16
	2X10	.885/22.48	.525/13.34	.450/11.43	.630/16.00	.735/18.67	.125/3.18
	2X15	1.135/28.83	.775/19.68	.700/17.78	.880/22.35	.985/25.02	
	2X20	1.385/35.18	1.025/26.03	.950/24.13	1.130/28.70	1.235/31.37	
	2X25	1.635/41.52	1.275/32.38	1.200/30.48	1.380/35.05	1.485/37.72	
10124054-530	2X30	1.885/47.88	1.525/38.74	1.450/36.83	1.630/41.40	1.735/44.07	.125/3.18

mat'l. code		surface		tolerance		projection		product family	
ISO 1302		ISO 406		ISO 1101				RIBCAGE	
itr		ecn		no		date		title	
A								RIBCAGE HORIZONTAL HEADER ASSEMBLY	
		angles		linear		INCH/MM		dwg no	
		.xxx±.01/0.3		.xxx±.005/0.13		scale 3:1		sheet 3 of 4 size	
		0°±2°		.xxxx±.0020/0.051				10124054 A3	
		dr		GM SUN		2013-01-15		type	
		engr		GM SUN		2013-01-15		Product Customer Drawing	
		chr		RICK BIAN		2013-01-15			
		appd		RICK BIAN		2013-01-15			
sheet		revision							
index		sheet							

PRODUCT NUMBER  
SEE TABLE



RECOMMENDED P.C.B. LAYOUT  
SCALE 20/1

NOTES:

1. HOUSING MATERIAL:  
GLASS FILLED THERMOPLASTIC FLAME RETARDANT PER UL 94V-0.  
COLOR: NATURAL.
2. TERMINAL PLATING:  
30u" MIN GOLD OVER 50u" Ni ON CONTACT ZONES.  
GOLD FLASH OVER 50u" Ni ON OTHERWISE ALL ZONES.
3. CORING IN CENTER TO BE PRESENT ON PARTS THAT ARE 2X40 OR LARGER.
4. SUGGESTED FASTENERS:  
#2 HI-LO THREAD 1/4" PANHEAD,  
FASTECH INC.  
(516) 242-5699  
OR;  
#1 CAPHEAD SCREW (3/8" LONG) AND NUT FOR (.062/1.57 BOARD).
5. ADD "LF" SUFFIX AT THE END OF PART NUMBER FOR LEAD FREE OPTION.
6. THIS PRODUCT MEETS EUROPEAN UNION DIRECTIVES AND OTHER COUNTRY REGULATION AS DESCRIBED IN GS-22-008.
7. THE HOUSING WILL WITHSTAND EXPOSURE TO 260°C PEAK TEMPERATURE FOR 15 SECONDS IN A WAVE SOLDER APPLICATION WITH A 1.5mm MINIMUM THICK CIRCUIT BOARD. SEE APPLICATION NOTES/PROCEDURES IF THEY ARE AVAILABLE.
8. MOLDING FLOW RESTRICTOR QUANTITY AND LOCATION IS MANUFACTURING OPTION.
9. VACUUM CAP SLOT REQUIRED ON ALL SIZES, SLOT MAY BE LOCATED ON OPPOSITE SIDE FOR 2 X 5.
10. PRODUCT SPEC PER BUS-12-087.

mat'l. code		surface		tolerance		projection		product family	
—		ISO 1302		ISO 406		1st angle		RIBCAGE	
itr		ecn no		date		tolerances unless otherwise specified		title	
A						.XX±.01/0.3		RIBCAGE HORIZONTAL	
						.XXX±.005/0.13		HEADER ASSEMBLY	
						.XXXX±.0020/0.051		dwg no	
						scale 3:1		10124054	
						2013-01-15		sheet 4 of 4 size	
						GM SUN		A3	
						GM SUN		Product Customer Drawing	
						RICK BIAN			
						RICK BIAN			
sheet		revision							
index		sheet							

## X-ON Electronics

Largest Supplier of Electrical and Electronic Components

*Click to view similar products for [Board to Board & Mezzanine Connectors](#) category:*

*Click to view products by [Amphenol](#) manufacturer:*

Other Similar products are found below :

[10135583-642402LF](#) [89885-310LF](#) [589158040000018](#) [6-1393048-0](#) [68683-613](#) [MDF7-12DP-2.54DSA](#) [MDF7-18P-2.54DSA\(01\)](#) [MDF7-20DP-2.54DSA](#) [MDF7-26D-2.54DSA\(55\)](#) [MDF7-3P-2.54DSA\(01\)](#) [MDF7B-3P-2.54DSA\(55\)](#) [MDF7C-11P-2.54DSA\(55\)](#) [MDF7C-18P-2.54DSA\(55\)](#) [MDF7C-5P-2.54DSA\(01\)](#) [MDF7P-5P-2.54DSA\(55\)](#) [75234-0516](#) [FCN-230C068-11](#) [FCN-268F012-G/BD](#) [FCN-268F036-G/BD](#) [FCN-268M012-G/0D](#) [FCN-268M024-G/1D](#) [FCN-360C008-C](#) [FCN-360C040-C](#) [FCN-723J004/1](#) [MIS-048-01-F-D-DP-K](#) [832-10-034-10-001000](#) [93696-325LF](#) [11828-1FA](#) [AXK630345P](#) [18097-0013](#) [ICA-328STT](#) [2007042-2](#) [304400-2](#) [FCN-214Q030-G/0](#) [FCN-215Q040-G/0](#) [FCN-230C068-ESA](#) [FCN-234P048-G/0](#) [FCN-235D050-G/C](#) [FCN-360A3](#) [FCN-360C040-B](#) [210-93-314-41-105000](#) [2-22603-0](#) [379-064-521-202](#) [MDF7-12P-2.54DSA\(01\)](#) [MDF7-16P-2.54DS\(56\)](#) [MDF7-40DP-2.54DSA\(55\)](#) [MDF7-8P-2.54DSA\(55\)](#) [MDF7B-16P-2.54DSA\(55\)](#) [AXG720047](#) [5031084030](#)