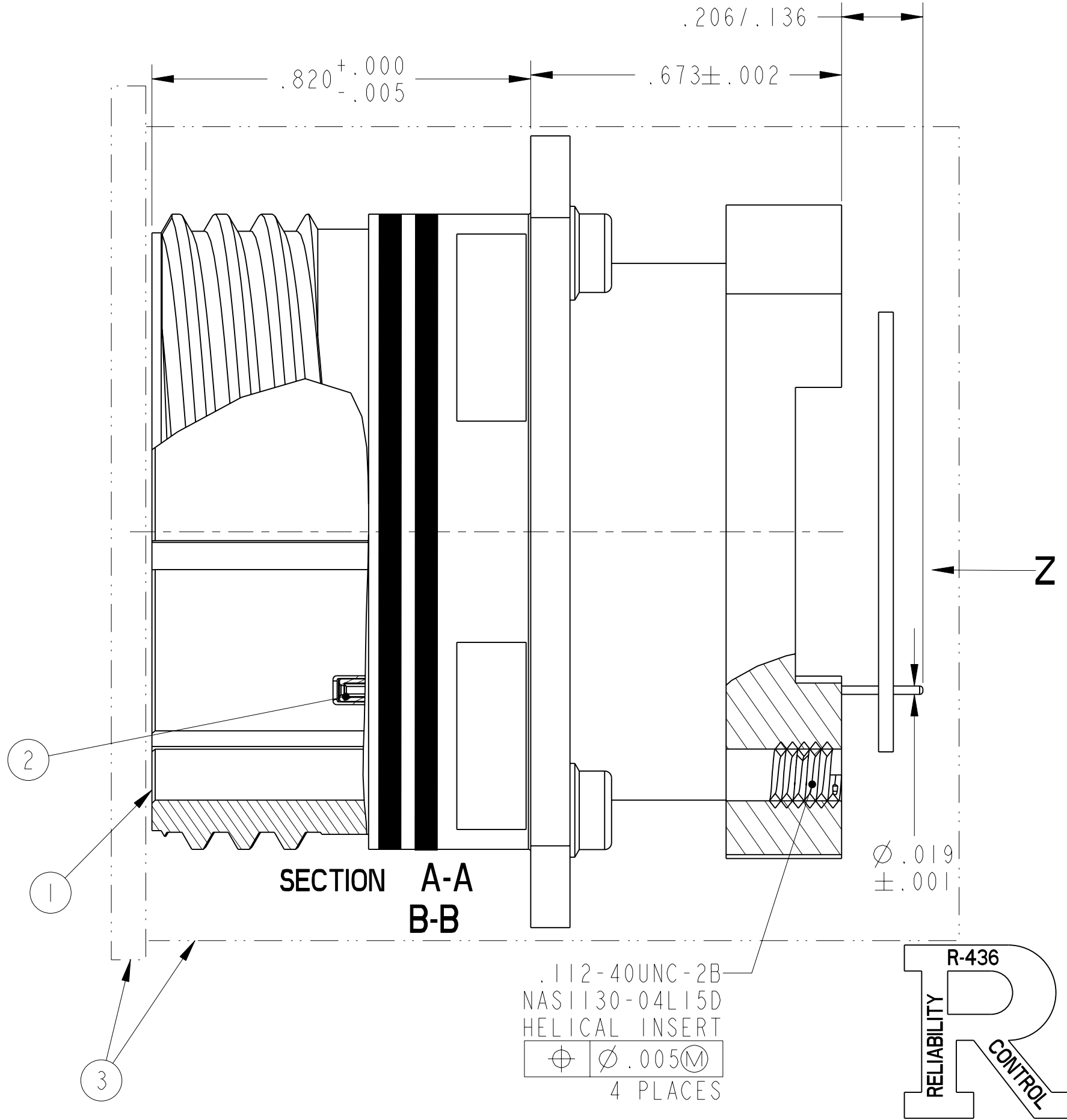
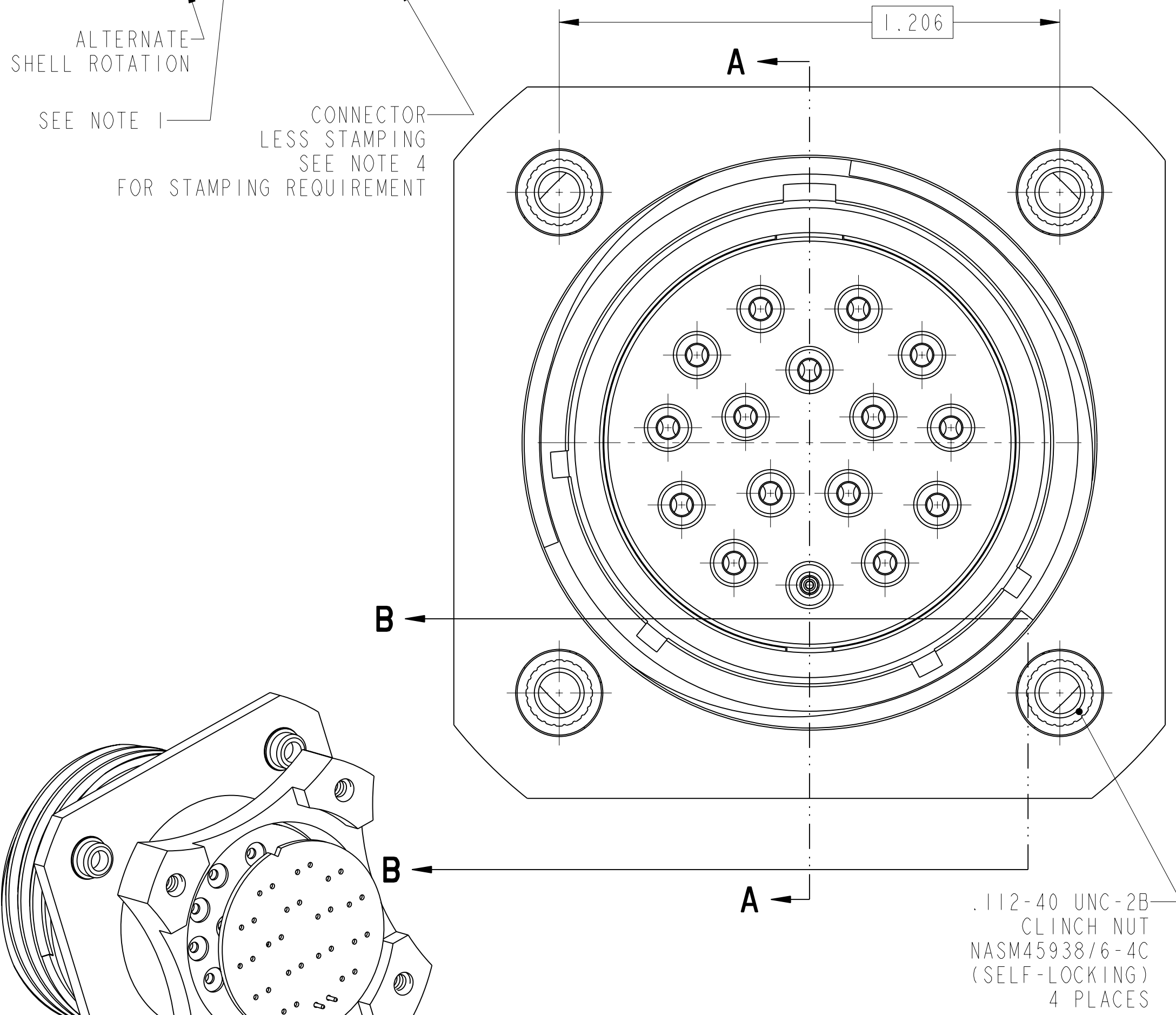


REV. A	SHEET 1 OF 2	10-629549-235
REVISIONS		
LTR	DESCRIPTION	DATE
A	INITIAL RELEASE	

KIT PART NUMBER	KIT TYPE	CONNECTOR PART NUMBER	PCB CONTACT PART NUMBER	QTY.	TV REF NUMBER	CAP/CONTAINER
10-629549-235N		88-720017-16P	21-033856-135	16	TVP02RW-21-16P (LC)	10-576238-001 10-576237-001
10-629549-235A		88-720017-16G			TVP02RW-21-16PA(LC)	
10-629549-235B		88-720017-16I			TVP02RW-21-16PB(LC)	
10-629549-235C		88-720017-16K			TVP02RW-21-16PC(LC)	
10-629549-235D		88-720017-16M			TVP02RW-21-16PD(LC)	
10-629549-235E		88-720017-16R			TVP02RW-21-16PE(LC)	

FOR UNIT ILLUSTRATION AND DIMENSIONAL DATA SEE 88-720010/019



SCALE 2
NOTES:
SEE SHEET 2
THE USE OF THIS DOCUMENT IS UNLIMITED. HOWEVER, DOCUMENTS REFERENCED HEREON MAY CONTAIN LIMITED RIGHTS DATA.

N/A	PRO/ENGINEER INFORMATION
N/A	Pro/e Model Used: 10-629549-235.ASSEM
	Drawing Name: 10-629549-235
	NEXT ASSEMBLY

UNLESS OTHERWISE SPECIFIED
SPECIFICATIONS
LINEAR DIMENSIONS ARE IN INCHES
TOLERANCES:
.XXXX = ±.0005 ANGLES = ±2°
.XXX = ±.010
.XX = ±.03
.X = ±.1
DIM. & TOL. PER ASME Y14.5M;
DRM PER MIL-DTL-31000;
OTHER Amphenol Sds. PER 9-3800
LEGENDS:
= FLAG NOTE CALL OUT REFERENCE ONLY

POS	QTY	PART NUMBER	DESCRIPTION	NOTE
4	1	SEE COLUMN	CAP/CNTAINER	5
3	1	10-541507-001	DISK, ALIGNMENT	5
2		SEE COLUMN	CONTACT	
1	1	SEE COLUMN	CONNECTOR	

APPROVALS
PREPARED BY: D. ALGER
ENGINEER IN CHARGE: D. FREAR
DESIGN MANAGER: E. SHEPLER
DESIGN ACTIVITY GROUP: MILAERO
DATE: 18-SEP-13
THIRD ANGLE PROJECTION

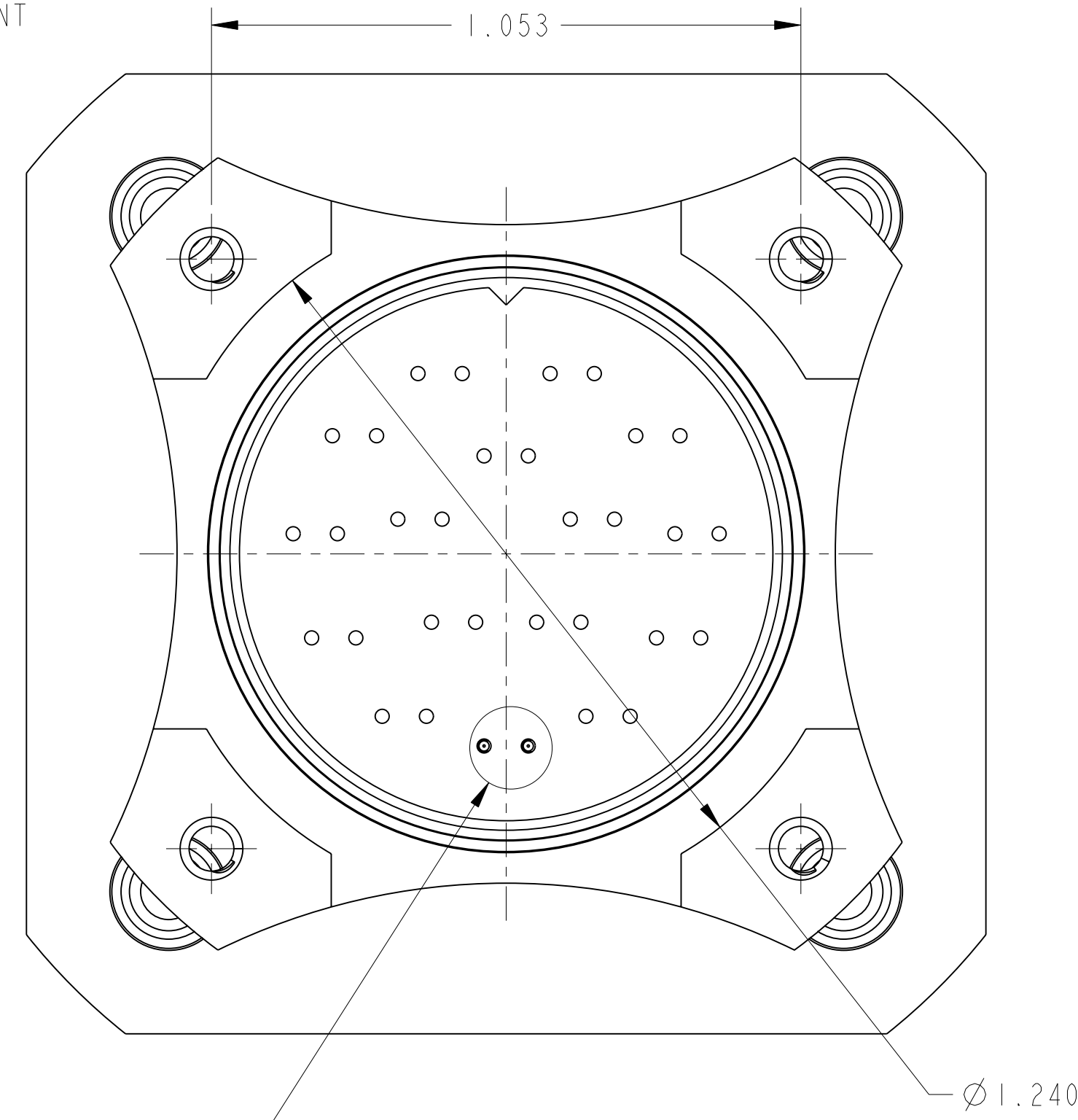
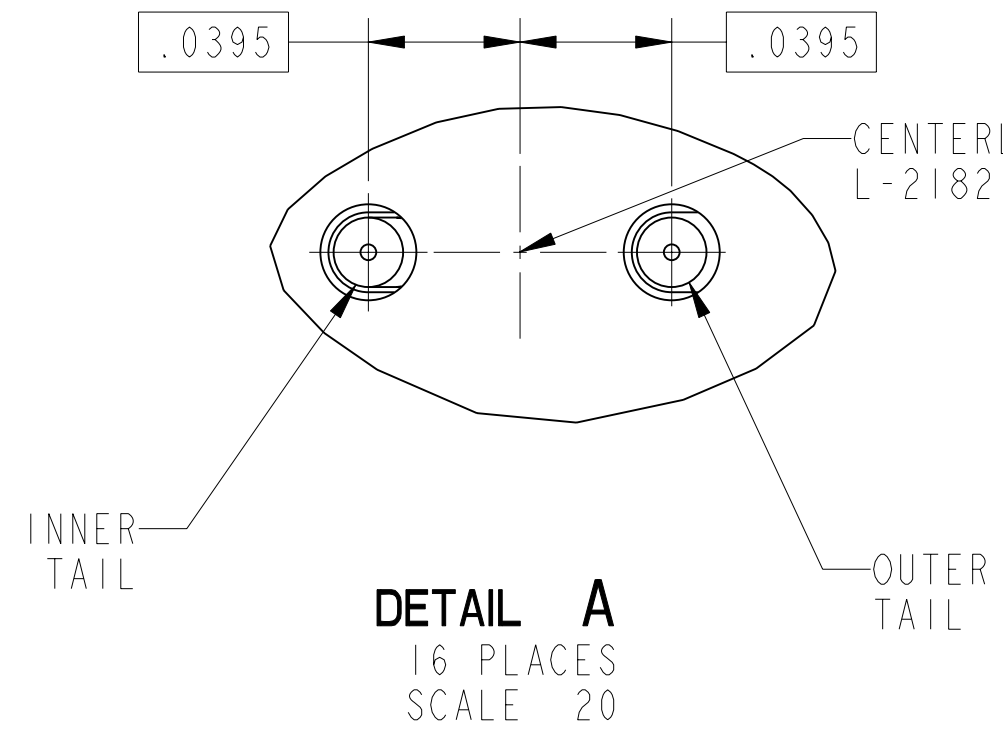
PARTS LIST
AMPHENOL CORPORATION
40-60 DELAWARE AVENUE
SIDNEY, N.Y. 13838
KIT, CONNECTOR, RCPT.,
TYPE TVP02RW-21-16P(),
CLINCH NUT/HELICAL INSERT

SIZE: C
CAGE CODE: 77820
DOCUMENT NO: 10-629549-235
REV: A
SCALE: 4.0 REF: 88-706310/319
88-644570/579
SHEET 1 OF 2

DOCUMENT NO. 10-629549-235 SHEET 1 OF 2 REV. A

DOCUMENT NO. 10-629549-235 SHEET 1 OF 2 REV. A

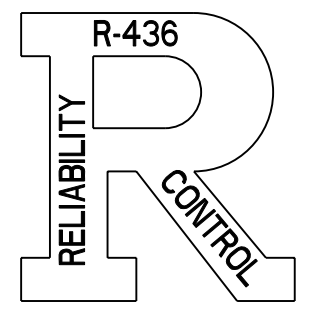
10-629549-235
SHEET 2 OF 2
REV. A



5. AFTER CONTACTS AND DISK HAVE BEEN INSTALLED, PLACE CONNECTOR INTO CONTAINER AND CAP. TO INSURE CAP LOCATION APPLY TAPE IF NEEDED. CARE MUST BE TAKEN NOT TO BEND THE CONTACTS.
4. STAMP "AMPHENOL", PART NUMBER, LOT NUMBER, AND DATE CODE (9-3895) PER 9-5788
EXAMPLE:
AMPHENOL 10-629549-235B 13001000 1337
3. PROCESS SPEC:
9-3895, 9-5788
SPECIAL CONTROL 9-6000-5
PROCESS CONTROL 9-4796
2. PACKAGE PER PRODUCTION PROCESS SHEET.
1. KIT TYPE I CONTACTS SHIPPED UNASSEMBLED.
KIT TYPE II CONTACTS SHIPPED ASSEMBLED IN CONNECTOR.

NOTES:
THE USE OF THIS DOCUMENT IS UNLIMITED. HOWEVER, DOCUMENTS REFERENCED HEREON MAY CONTAIN LIMITED RIGHTS DATA.

SEE DETAIL A
VIEW AT Z



SIZE C	CAGE CODE 77820	DOCUMENT NO. 10-629549-235	REV. A
SCALE: 4.0	REF. 88-706310/319	SHEET 2 OF 2	

RELEASED / Sep . 27 2013, 10:32:57 AM

10-629549-235
SHEET 2 OF 2
REV. A

X-ON Electronics

Largest Supplier of Electrical and Electronic Components

Click to view similar products for [amphenol manufacturer](#):

Other Similar products are found below :

[CTV06RGQF-17-52P](#) [CTVPS00RGF-23-6P-LC](#) [GC835TY2S](#) [CF-509621-29P](#) [BF8-1218-31SV-Y70](#) [TVP00RGW-23-6SA\(LC\)](#)
[RNJ27CI1535P014](#) [10-553998-139](#) [21-033388-031](#) [10-507142-843](#) [GTS06G-32-7S](#) [GTC06-36-78PX-023](#) [ACC02E28-51S-003-B30-LC](#)
[TV06RL-13-35SD-LC](#) [TV06RL-13-35SD](#) [TV06RL-13-98SD-LC](#) [TV06RL-13-98SD](#) [GTC08AF32-15SX-B30-LC](#) [GTC06G32-76PZ](#)
[TVP00RW-23-53AD](#) [100-007-213-002-001](#) [5M30-61](#) [FSPP-103-00-004](#) [360031](#) [10-037090-161](#) [10-541504-001](#) [10-580902-409](#) [TV97RW-](#)
[9-9S\(S15\)](#) [TVPS00RGF-9-5P-LC](#) [TVPS00RGF-9-5PA-LC](#) [TVP00RGQW-21-75P-LC](#) [TV06RW-25-90AE](#) [97-3108B16S-5PW-417](#) [PT06J20-](#)
[24SW](#) [97-3108B16S-4PY-417](#) [97-3108B16S-4PX-417](#) [97-3108B16S-5PY-417](#) [97-3108B16S-4PW-417](#) [CS-DSDMDB37MF-025](#) [97-](#)
[3108B16S-5PZ-417](#) [TV06RW-25-46AE](#) [TVS07RF-21-16AA](#) [TVS07RF-21-39BA](#) [60261626SNCOND1](#) [SE00TVW09](#) [CF-5A9013-04N](#) [CF-](#)
[6A4615-06N](#) [GTS01-22-22PX-025-116](#) [GTS01-22-22P-025-116](#) [GTS01-22-22P-116](#)