
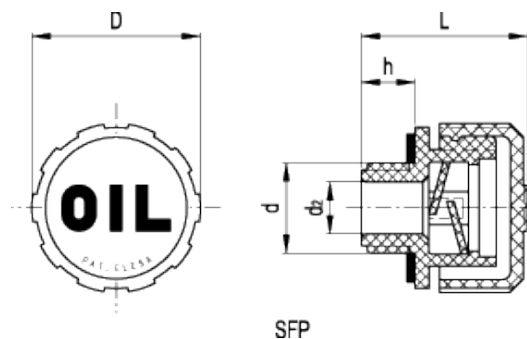


SFP.

Breather caps
with splash guard



ELESA Original design



SFP



technical informations

Cover and threaded connector

Polyamide based (PA) technopolymer. Resistant to solvents, oils, greases and other chemical agents.

Colour

- Cover: RAL 2004 orange, semi-matte finish, marked "OIL".
- Threaded connector: black, semi-matte finish.

Flat packing ring

NBR synthetic rubber.

Splash guard

Technopolymer.

Standard executions available

- SFP.: without air filter (black splash guard).

- SFP+F: with "tech-foam" air filter in polyurethane foam mesh (polyester base), air filtration 40 μ (grey splash guard) or with "tech-fil" air filter in zinc-plated steel wire (orange splash guard).

- SFP.70-BA+F: with "tech-foam" air filter in polyurethane foam mesh (polyester base), air filtration 40 μ (grey splash guard) and zinc-plated steel sheet bayonet and chrome-plated steel safety chain.

Maximum continuous working temperature

120°C for execution without air filter or with "tech-fil" air filter.
100°C for execution with "tech-foam" air filter.

Special executions on request (For sufficient quantities)

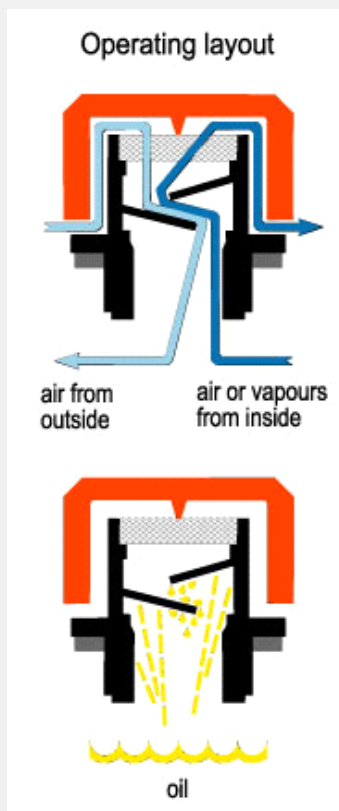
- Cover, RAL 2004 orange, without "OIL" mark.
- Black cover with or without "OIL" mark.

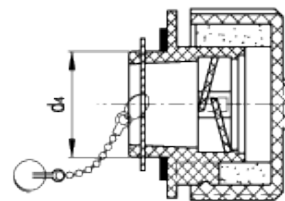
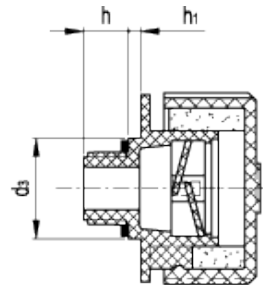
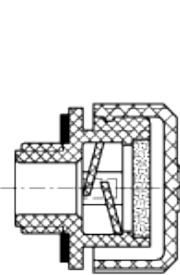
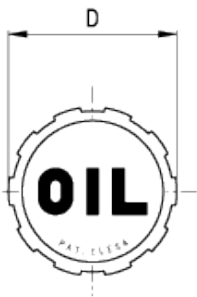
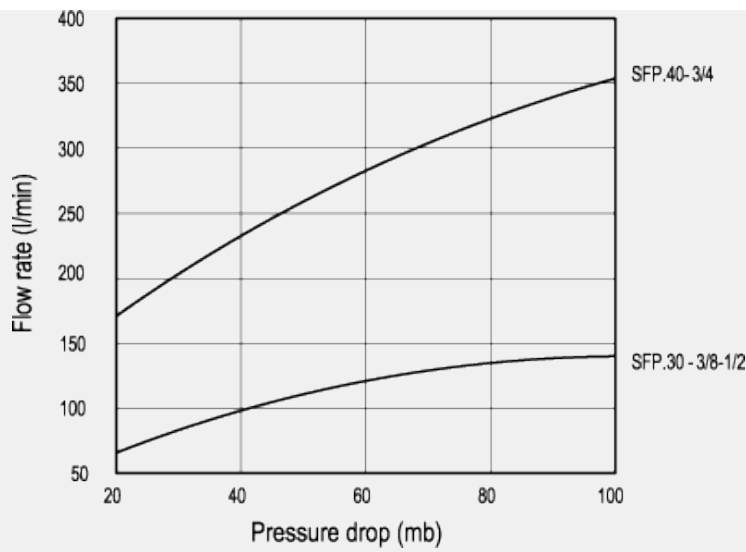
Features and applications

SFP. breather caps come complete with splash guard device (ELESA original design) that prevents oil loss and are particularly suitable for use where oil is violently agitated and could be splashed against breather cap.

Technical data

Air flow rate for each model can be determined from the graph calculating the difference between the pressure inside and outside the reservoir.





SFP+F
(D=31-42-57)

SFP+F
(D=70)

SFP-BA+F

Standard Elements		Main dimensions					Weight
Code	Description	d	h	D	L	d ₂	g
53941	SFP.30-16x1.5	M16x1.5	9.5	31	29.5	10	10
53961	SFP.30-18x1.5	M18x1.5	9.5	31	29.5	10	10
53981	SFP.30-20x1.5	M20x1.5	9.5	31	29.5	12	11
53991	SFP.30-22x1.5	M22x1.5	9.5	31	29.5	12	11

Standard Elements		Main dimensions					Weight
Code	Description	d	h	D	L	d ₂	g
53935#	SFP.30-1/4	G 1/4	9.5	31	29.5	8	10
54001	SFP.30-3/8	G 3/8	9.5	31	29.5	10	11
54101	SFP.30-1/2	G 1/2	9.5	31	29.5	12	11
56651#	SFP.40-3/8	G 3/8	11.5	42	36.5	10	20
56671#	SFP.40-1/2	G 1/2	11.5	42	36.5	12	22
54201#	SFP.40-3/4	G 3/4	11.5	42	36.5	18	22
54301	SFP.40-1	G 1	11.5	42	36.5	18	22
56701#	SFP.57-3/4	G 3/4	14	57	42	18	40
56731	SFP.57-1	G 1	14	57	42	23	40
54401	SFP.57-1¼	G 1¼	16	57	44	32	41
54501	SFP.57-1½	G 1½	16	57	44	32	45
54876	SFP.70-2	G 2	17	70	59	23	82

Types available on request with NPT thread (National Taper pipe Thread - ANSI-ASME B1-20).

Standard Elements		Main dimensions	Weight
Tech-fil	Tech-foam		

Code		Description	d	h	D	L	d ₂	d ₃	d ₄	h ₁	g
53951	53952	SFP.30-16x1.5+F*	M16x1.5	9.5	31	29.5	10	-	-	-	12
53971	53972	SFP.30-18x1.5+F*	M18x1.5	9.5	31	29.5	10	-	-	-	13
53986	53987	SFP.30-20x1.5+F*	M20x1.5	9.5	31	29.5	12	-	-	-	13
53996	53997	SFP.30-22x1.5+F*	M22x1.5	9.5	31	29.5	12	-	-	-	14

* Complete the description of the standard item needed by adding the type of the air filter tech-fil or tech-foam listed in the code column.

Standard Elements			Main dimensions								Weight
Tech-fil	Tech-foam										
Code		Description	d	h	D	L	d ₂	d ₃	d ₄	h ₁	g
53937	53938	SFP.30-1/4+F*	G 1/4	9.5	31	29.5	8	-	-	-	11
54021	54022	SFP.30-3/8+F*	G 3/8	9.5	31	29.5	10	-	-	-	13
54121	54122	SFP.30-1/2+F*	G 1/2	9.5	31	29.5	12	-	-	-	15
56661	56662#	SFP.40-3/8+F*	G 3/8	11.5	42	36.5	10	-	-	-	23
56681	56682#	SFP.40-1/2+F*	G 1/2	11.5	42	36.5	12	-	-	-	26
54221	54222#	SFP.40-3/4+F*	G 3/4	11.5	42	36.5	18	-	-	-	28
54321	54322	SFP.40-1+F*	G 1	11.5	42	36.5	18	-	-	-	24
56711	56712#	SFP.57-3/4+F*	G 3/4	14	57	42	18	-	-	-	50
56741	56742	SFP.57-1+F*	G 1	14	57	42	23	-	-	-	50
54421	54422	SFP.57-1¼+F*	G 1¼	16	57	44	32	-	-	-	50
54521	54522	SFP.57-1½+F*	G 1½	16	57	44	32	-	-	-	54
-	54851#	SFP.70-3/4+F*	G 3/4	15	70	63	16	35	-	6	80
-	54861	SFP.70-1¼+F*	G 1¼	17	70	59	23	-	-	-	80
-	54878	SFP.70-2+F*	G 2	17	70	59	23	-	-	-	85
-	54881	SFP.70-BA+F*	-	14	70	56	23	-	39	-	91

* Complete the description of the standard item needed by adding the type of the air filter tech-fil or tech-foam listed in the code column.# Types available on request with NPT thread (National Taper pipe Thread - ANSI-ASME B1-20).

This product had the following design awards:



ELESA and GANTER models all rights reserved in accordance with the law. Always mention the source when reproducing our drawings.

STANDARD MACHINE ELEMENTS WORLDWIDE

X-ON Electronics

Largest Supplier of Electrical and Electronic Components

Click to view similar products for [Mounting Fixings](#) category:

Click to view products by [Elesa & Ganter](#) manufacturer:

Other Similar products are found below :

[5912235-2](#) [007310](#) [007541](#) [6-141-P](#) [620HA038NF09](#) [620HA038NF11](#) [CTJ420E028-513](#) [M81714/60-12-01](#) [M81714/60-22-01](#) [L/C](#)
[MA1EAF1200](#) [70-584649-01P](#) [71-074914-006](#) [71-215091-8S](#) [712HA170B23128-N](#) [71-344699-4S](#) [71-441549-19S](#) [71-441864-5S](#) [71-](#)
[490451-4H](#) [EX-13-3-B-16-325PN](#) [75-69116-8S](#) [75-69211-3P](#) [75-69220-27S](#) [75-69224-5S](#) [75-69614-2S](#) [770-006A109](#) [770-006A109R](#) [770-](#)
[006A207](#) [770-006A208W1](#) [770-006A209](#) [770-006A306](#) [770-006A703W1](#) [770-006A704](#) [770-006A704W1](#) [770-006A705](#) [770-006A706](#)
[770-006A706W1](#) [770-006A707](#) [770-006A709](#) [770-007A203](#) [770-007A203W1](#) [770-007A204W1](#) [770-007A207W1](#) [770-007A703](#) [770-](#)
[007A704W1](#) [770-007A706](#) [770-007A707W1](#) [770-010Y208](#) [770-010Y308](#) [770-010Y705](#) [770-010Y706](#)