


## Reed Sensors with Screw Fastening Mounting Holes



## DESCRIPTION

MK13 sensors are magnetically operated Reed proximity switches in a case with an interconnect cable. The sensor should be mounted on a fixed surface with the actuating magnet on the moving surface. Introduction or removal of the magnetic field determines the closing and opening of the Reed Switch.

## APPLICATIONS

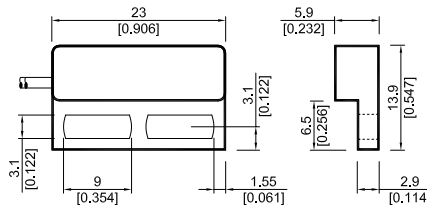
- **Position and limit switch**  
Pneumatic or hydraulic actuator position
- **End motion detection for linear drive**  
Indication and end travel limit switch
- **Machine industry**  
End motion detection and door/flap control

## FEATURES

- Form A, B, and C available
- High power switches available
- Other cables, connectors and colors available
- Various case sizes available
- Five operate sensitivities available
- A choice of cable terminations and lengths are available
- High voltage versions upon request.

## DIMENSIONS

All dimensions in mm [inch]



**ORDER INFORMATION**

**Part Number Example**

MK13 - 1A66 C - 500 W

**1A** is the contact form  
**66** is the switch model  
**C** is the magnetic sensitivity  
**500** is the cable length (mm)  
**W** is the termination


Series	Contact Form	Switch Model	Magnetic Sensitivity	Cable length (mm)	Termination
<b>MK13 -</b>	<b>xx</b>	<b>xx</b>	<b>x -</b>	<b>xxx</b>	<b>x</b>
<b>Options</b>	1 Form A	66	B, C, D, E	500 *	W
	1 Form B	90			
	1 Form C				
* Other cable lengths available					

**MAGNETIC SENSITIVITY**

Sensitivity Class	Pull In AT Range
B	10 - 15
C	15 - 20
D	20 - 25
E	25 - 30

**TERMINATION**

For wire and termination details please consult factory.  
 Form C version requires 3 conductors.

<b>W</b>		The cable cut length includes: 5 mm of wire stripped and tinned
----------	---	--

**Reed Sensors with Screw  
Fastening Mounting Holes**
**CONTACT DATA**

All Data at 20° C	Switch Model → Contact Form →	Switch 66 Form A			Unit
		Min.	Typ.	Max.	
Contact Ratings	Conditions				
Switching Power	Any DC combination of V & A not to exceed their individual max.'s			10	W
Switching Voltage	DC or peak AC			200	V
Switching Current	DC or peak AC			0.5	A
Carry Current	DC or peak AC			1.25	A
Static Contact Resistance	w/ 0.5 V & 10mA			150	mΩ
Dynamic Contact Resistance	Measured w/ 0.5 V & 50mA , 1.5 ms after closure			200	mΩ
Insulation Resistance across Contacts	100 volts applied	10 <sup>10</sup> *			Ω
Breakdown Voltage across Contact	Voltage applied for 60 sec. min.	225 *			VDC
Operate Time incl. Bounce	Measured w/ 100 % overdrive			0.5	ms
Release Time	Measured w/ no coil suppression			0.1	ms
Capacitance	at 10 kHz cross contact		0.2		pF
<b>Contact Operation **</b>					
Must Operate Condition	Steady state field	10		30	AT
Must Release Condition	Steady state field	4		27	AT
<b>Environmental Data</b>					
Shock Resistance	1/2 sinus wave duration 11 ms			50	g
Vibration Resistance	From 10 - 2000 Hz			20	g
Ambient Temperature	10°C/ minute max. allowable	-20		85	°C
Stock Temperature	10°C/ minute max. allowable	-35		85	°C
Soldering Temperature	5 sec. dwell			260	°C
Please note: The indicated electrical data are maximum values and can vary downwards when using a more sensitive switch.					
* Insulation resistance of 10 <sup>12</sup> and breakdown voltage of 480 VDC is available.					
** These ranges refer to the uncut / unmodified Reed Switches described in our Reed Switch section. Consult factory if more detail is required.					

**CONTACT DATA**

<b>All Data at 20° C</b>	<b>Switch Model → Contact Form →</b>	<b>Switch 90 Form B / C</b>			
<b>Contact Ratings</b>	<b>Conditions</b>	<b>Min.</b>	<b>Typ.</b>	<b>Max.</b>	<b>Unit</b>
Switching Power	Any DC combination of V & A not to exceed their individual max.'s			20	W
Switching Voltage	DC or peak AC			175	V
Switching Current	DC or peak AC			0.5	A
Carry Current	DC or peak AC			1.0	A
Static Contact Resistance	w/ 0.5 V & 10mA			150	mΩ
Dynamic Contact Resistance	Measured w/ 0.5 V & 50mA , 1.5 ms after closure			250	mΩ
Insulation Resistance across Contacts	100 volts applied	10 <sup>9</sup>			Ω
Breakdown Voltage across Contact	Voltage applied for 60 sec. min.	200			VDC
Operate Time incl. Bounce	Measured w/ 100 % overdrive			0.7	ms
Release Time	Measured w/ no coil suppression			1.5	ms
Capacitance	at 10 kHz cross contact		1.0		pF
<b>Contact Operation **</b>					
Must Operate Condition	Steady state field	15		40	AT
Must Release Condition	Steady state field				AT
<b>Environmental Data</b>					
Shock Resistance	1/2 sinus wave duration 11 ms			50	g
Vibration Resistance	From 10 - 2000 Hz			20	g
Ambient Temperature	10°C/ minute max. allowable	-20		85	°C
Stock Temperature	10°C/ minute max. allowable	-35		85	°C
Soldering Temperature	5 sec. dwell			260	°C
Please note: The indicated electrical data are maximum values and can vary downwards when using a more sensitive switch.					
** These ranges refer to the uncut / unmodified Reed Switches described in our Reed Switch section. Consult factory if more detail is required.					

## X-ON Electronics

Largest Supplier of Electrical and Electronic Components

*Click to view similar products for [Proximity Sensors](#) category:*

*Click to view products by [MEDER](#) manufacturer:*

Other Similar products are found below :

[01.001.5653.1](#) [70.340.1028.0](#) [70.360.2428.0](#) [70.364.4828.0](#) [70.810.1053.0](#) [72.360.1628.0](#) [73.363.6428.0](#) [9221350022](#) [980659-1](#) [QT-12](#)  
[E2EX10D1NN](#) [E2E-X14MD1-G](#) [E2E-X2D1-G](#) [E2EX2ME2N](#) [E2E-X3D1-N](#) [10M](#) [E2E-X4MD1-G](#) [E2FMX1R5D12M](#) [E2K-F10MC1](#) [5M](#)  
[EI1204TBOSL-6](#) [EI5515NPAP](#) [BSA-08-25-08](#) [IC08ANC15PO-K](#) [IMM2582C](#) [25.161.3253.0](#) [25.332.0653.1](#) [25.352.0653.0](#) [25.352.0753.0](#)  
[25.523.3253.0](#) [9151710023](#) [922FS1.5C-A4P-Z774](#) [SC606ABV0S30](#) [SM952A126100LE](#) [SM956A132600](#) [A1220EUA-T](#) [F3S-A162-U](#) [CL18](#)  
[QT-08L](#) [34.110.0010.0](#) [TL-C2MF1-M3-E4](#) [IA08BLF15NOM5](#) [IA08BSF15NOM5](#) [IA12ASF04DOM1](#) [IMM32188C](#) [IS2](#) [IS31SE5000-](#)  
[UTLS2-TR](#) [34.110.0021.0](#) [34.110.0022.0](#) [CA150-120VACDC](#) [VM18VA3000Q](#) [XS508BSCBL2](#)