

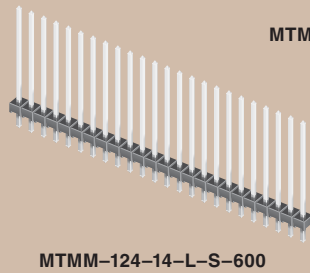




(2,00mm) .0787"

MTMM SERIES



MODIFIED THROUGH-HOLE HEADER

SPECIFICATIONS

For complete specifications see www.samtec.com?MTMM

Insulator Material:

Black Liquid Crystal Polymer



Terminal Material:

Phosphor Bronze

Plating:

Sn or Au over 50µ" (1,27µm) Ni

Current Rating:

3A @ 80°C ambient

Operating Temp Range:

-55°C to +105°C with Tin; -55°C to +125°C with Gold

RoHS Compliant:

Yes

Lead-Free Solderable:

Yes

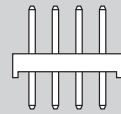
Mates with:
CLT, SQT, SQW, ESQT,
TLE, SMM, MMS, TCSD



Choice of single, double or quad row

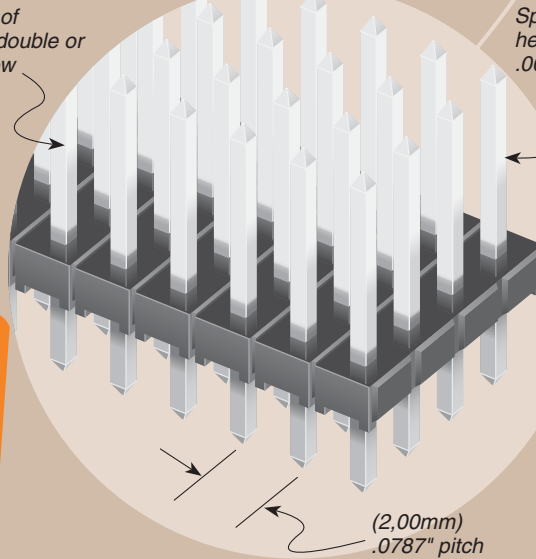
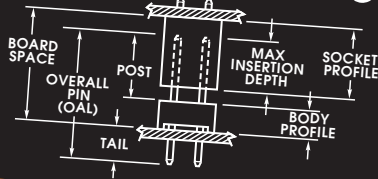
Specify post height in (0,13mm) .005" increments

ALSO AVAILABLE



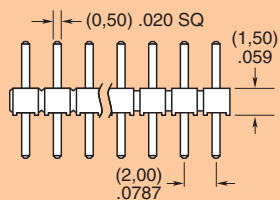
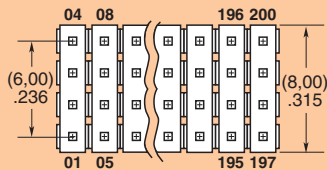

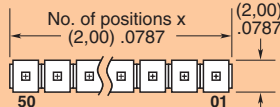
Paste In Hole (PIH) processing. Contact Samtec ASP Group.

Board Stacking



MTMM - 1 NO. PINS PER ROW - LEAD STYLE - PLATING OPTION - ROW OPTION - POST HEIGHT - OPTION

01 thru 50



Specify LEAD STYLE from chart.

- F = Gold flash on post, Matte Tin on tail
- L = 10µ" (0,25µm) Gold post, Matte Tin on tail
- T = Matte Tin

- S = Single Row
- D = Double Row
- Q = Quad Row

- "XXX" = Post Height in inches (0,13mm) .005" increments
- Example: -070 = (1,78mm) .070"

- "XXX" = Polarized Position
- Specify position of omitted pin

Note: Other Gold plating options available. Contact Samtec.

LEAD STYLE	OAL
-02	(6,48) .255
-03	(7,67) .302
-04	(8,20) .323
-05	(9,58) .377
-06	(10,08) .397
-07	(11,58) .456
-08	(12,09) .476
-09	(13,59) .535
-10	(14,10) .555
-11	(15,09) .594
-12	(15,60) .614
-13	(17,09) .673
-14	(19,08) .751
-15	(21,08) .830

Note: This Series is non-standard, non-returnable.

Due to technical progress, all designs, specifications and components are subject to change without notice.

WWW.SAMTEC.COM

X-ON Electronics

Largest Supplier of Electrical and Electronic Components

Click to view similar products for [samtec](#) manufacturer:

Other Similar products are found below :

[MTMM-105-09-H-D-390](#) [YTW-20-07-H-6-520-110](#) [TW-10-08-H-D-616-107](#) [TW-15-08-H-D-600-080](#) [TW-30-08-H-D-616-107](#) [MTMM-108-05-H-D-220](#) [MTMM-120-06-H-D-180](#) [MTMM-103-05-H-D-220](#) [SSM-105-H-DV-A-P-TR](#) [ERCD-060-19.00-TEU-TBL-1-3](#) [SSQ-108-01-SM-S](#) [SSQ-105-01-SM-S](#) [ACD-185680-02](#) [ESQT-112-02-F-D-375](#) [ESQT-135-03-F-D-380](#) [FTSH-111-01-L-DV](#) [QTE-060-01-L-D-A](#) [MSAS-179-ZUGG-18](#) [MTMM-103-05-H-D-300](#) [MTMM-142-05-H-D-126](#) [MTSW-103-07-F-S-240](#) [MTSW-125-24-H-D-285](#) [ERF8-020-05.0-S-DV-K-TR](#) [IDMD-10-T-12.00-A-G-R](#) [IPL1-112-01-L-D-K](#) [IPL1-116-01-H-D](#) [SFM-107-02-S-D-LC](#) [SFML-115-01-S-D](#) [SFML-125-01-S-D](#) [SFSDT-15-28-H-04.50-DR-NDS](#) [LSHM-120-02.5-L-DV-A-N-K-TR](#) [SMS-125-02-S-D](#) [ESQ-110-14-G-D](#) [ESQT-125-03-F-D-310](#) [ESQT-133-03-F-D-350](#) [SO-0515-01-01-02](#) [SQW-120-01-F-D-VS-A](#) [SSW-110-02-H-D](#) [FJH-50-D-12.00-4](#) [CES-150-01-T-D](#) [QFS-052-01-SL-D-RA](#) [QTE-040-04-L-D-A](#) [QTH-020-04-F-D-DP-A-K-TR](#) [QTH-060-01-F-D-A](#) [QTH-090-04-L-D-A](#) [TCSD-10-S-05.00-01-F-N](#) [TFM-110-02-S-D](#) [TFM-115-02-L-DH](#) [TFM-120-12-S-D-LC](#) [TFML-140-02-S-D](#)