

Press fit tails

(1,27 mm) .050"

SEAMP, SEAMI SERIES

HIGH SPEED/HIGH DENSITY OPEN PIN FIELD

Mates with:
SEAF, SEAF-RA-GP

SPECIFICATIONS

For complete specifications and recommended PCB layouts see www.samtec.com?SEAMP

Insulator Material: Natural LCP
Contact Material: Copper Alloy
Operating Temp Range: -55°C to +125°C
Current Rating: 2.5 A per pin (6 adjacent pins powered)
Plating: Au or Sn over 50 μ" (1,27 μm) Ni
Contact Resistance: 8.7 mΩ
Working Voltage: 215 VAC
RoHS Compliant: Yes

RECOGNITIONS

For complete scope of recognitions see www.samtec.com/quality



Note: Compliant pin fixture CAT-SEAMP-XX-XX. Patent Pending.

SEAMP

NO. OF POSITIONS PER ROW

02.0

PLATING OPTION

NO. OF ROWS

OPTION

SEAMP
= Press Fit

-10, -20, -30, -40, -50

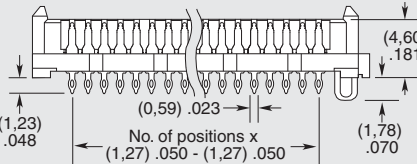
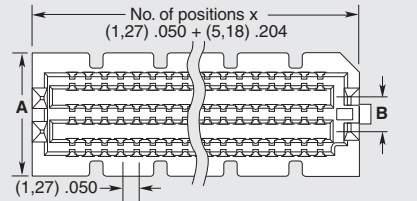
-L
= 10 μ" (0,25 μm)
Gold on contact area, Matte Tin on tail

-04
= Four Rows
-06
= Six Rows
-08
= Eight Rows
-10
= Ten Rows

-GP
= Guide Post (Mates with SEAF-RA-GP only)

-TR
= Tape & Reel

NO. OF ROWS	A	B
-04	(7,06) .278	(2,54) .100
-06	(9,60) .378	(2,54) .100
-08	(12,14) .478	(5,08) .200
-10	(14,68) .578	(7,62) .300



MATED HEIGHTS*		
SEAMP LEAD STYLE	SEAF LEAD STYLE	
-05.0	-06.0	-06.5
-02.0	7 mm	8 mm 8.5 mm

*Processing conditions will affect mated height.

SEAMP/SEAF-RA	Rated @ 3dB Insertion Loss*
Single-Ended Signaling	11 GHz / 22 Gbps
Differential Pair Signaling	11 GHz / 22 Gbps

*Test board losses de-embedded from performance data. Complete test data available at www.samtec.com?SEAMP or contact sig@samtec.com

Processing: Application tooling and one ton minimum press required. Contact ATG@samtec.com for more information.

Mates with:
SEAF

SPECIFICATIONS

For complete specifications and recommended PCB layouts see www.samtec.com?SEAMI

Insulator Material: Black LCP
Contact Material: Copper Alloy
Operating Temp Range: Testing Now!
Plating: Au or Sn over 50 μ" (1,27 μm) Ni
Contact Resistance: Testing Now!
Working Voltage: Testing Now!
RoHS Compliant: Yes
Lead-Free Solderable: Yes

ALSO AVAILABLE (MOQ Required)

- Other plating options
 - 20 & 30 pins per row
 - 04 & 06 rows
- Contact Samtec.

Note: Patented

Note: Some sizes, styles and options are non-standard, non-returnable.

SEAMI

NO. PINS PER ROW

11.0

PLATING OPTION

NO. OF ROWS

SOLDER TYPE

A - K - TR

SEAMI
= 85Ω tuned

-40, -50

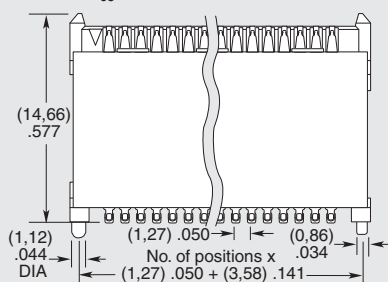
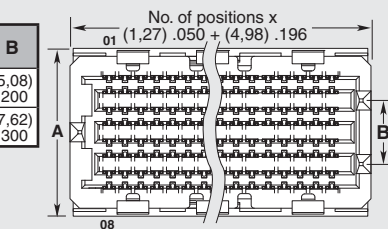
-L
= 10 μ" (0,25 μm)
Gold on contact area, Matte Tin on solder tail

-08
= Eight Rows
-10
= Ten Rows

-1
= Tin/Lead Alloy Solder Charge
-2
= Lead-Free Solder Charge

-A
= Alignment Pins
-K
= Polyimide film Pick & Place Pad
-TR
= Tape & Reel

NO. OF ROWS	A	B
-08	(13,41) .528	(5,08) .200
-10	(15,95) .628	(7,62) .300



MATED HEIGHTS*		
SEAMI LEAD STYLE	SEAF LEAD STYLE	
-11.0	-05.0	-06.0 -06.5
-11.0	16 mm	17 mm 17.5 mm

*Processing conditions will affect mated height.

SEAMI/SEAF 16 mm Stack Height	Rated @ 3dB Insertion Loss*
Single-Ended Signaling	14 GHz / 28 Gbps
Differential Pair Signaling	16.5 GHz / 33 Gbps

*Test board losses de-embedded from performance data. Complete test data available at www.samtec.com?SEAMI or contact sig@samtec.com

28+
Gbps

X-ON Electronics

Largest Supplier of Electrical and Electronic Components

Click to view similar products for [Headers & Wire Housings](#) category:

Click to view products by [Samtec](#) manufacturer:

Other Similar products are found below :

[95000-104TRLF](#) [10135584-644402LF](#) [DF62W-EP2022PCA](#) [95000-106TRLF](#) [DF62W-2022SCA](#) [DF62W-EP2022PC](#) [2203348](#) [DF62W-2022SC](#) [1084018](#) [1029039](#) [1084017](#) [802-10-012-10-002000](#) [1112640](#) [1112639](#) [891-007-9SS-BST1T](#) [000-34000](#) [0008550134](#) [0009482033](#) [0009507031](#) [57102-F02-18ULF](#) [57102-S06-03LF](#) [57202-S52-04LF](#) [PCN6-15S-2.5E](#) [0039019024](#) [58102-G61-06LF](#) [582553-1](#) [0009485154](#) [0009508121](#) [0022285053](#) [0050291907](#) [018731A](#) [LY20-4P-DT1-P1E-BR](#) [02.125.8002.8](#) [60101931](#) [60598-1 \(Cut Strip\)](#) [M1625-3R/100](#) [61062-3](#) [61082-181009](#) [CSU011177004](#) [636-1427](#) [638009-1](#) [641938-9](#) [641991-4](#) [644168-1](#) [644827-2](#) [647662-1](#) [65039-019ELF](#) [65692-001LF](#) [65781-018](#) [65781-047](#)