

# SKM195GB126D



**SEMITRANS® 2**

## Trench IGBT Modules

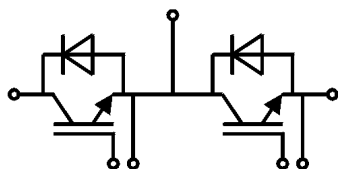
### SKM195GB126D

#### Features

- Trench = Trenchgate technology
- $V_{CE(sat)}$  with positive temperature coefficient
- High short circuit capability, self limiting to  $6 \times I_C$
- UL recognized, file no. E63532

#### Typical Applications\*

- AC inverter drives
- UPS
- Electronic welders



**GB**

| Absolute Maximum Ratings |  |                       |                    |               |
|--------------------------|--|-----------------------|--------------------|---------------|
| Symbol                   | Conditions   | Values                | Unit               |               |
| <b>IGBT</b>              |  |                       |                    |               |
| $V_{CES}$                | $T_j = 25\text{ °C}$                                       | 1200                  | V                  |               |
| $I_C$                    | $T_j = 150\text{ °C}$                                      | $T_c = 25\text{ °C}$  | 220                | A             |
|                          |  | $T_c = 80\text{ °C}$  | 164                | A             |
| $I_{Cnom}$               |  | 150                   | A                  |               |
| $I_{CRM}$                | $I_{CRM} = 2 \times I_{Cnom}$                              | 300                   | A                  |               |
| $V_{GES}$                |  | -20 ... 20            | V                  |               |
| $t_{psc}$                | $V_{CC} = 600\text{ V}$                                    | $T_j = 125\text{ °C}$ | 10                 | $\mu\text{s}$ |
|                          | $V_{GE} \leq 15\text{ V}$                                  |                       |                    |               |
|                          | $V_{CES} \leq 1200\text{ V}$                               |                       |                    |               |
| $T_j$                    |  | -40 ... 150           | $^{\circ}\text{C}$ |               |
| <b>Inverse diode</b>     |  |                       |                    |               |
| $I_F$                    | $T_j = 150\text{ °C}$                                      | $T_c = 25\text{ °C}$  | 143                | A             |
|                          |  | $T_c = 80\text{ °C}$  | 98                 | A             |
| $I_{Fnom}$               |  | 100                   | A                  |               |
| $I_{FRM}$                | $I_{FRM} = 2 \times I_{Fnom}$                              | 200                   | A                  |               |
| $I_{FSM}$                | $t_p = 10\text{ ms, sin } 180^{\circ}, T_j = 25\text{ °C}$ | 1110                  | A                  |               |
| $T_j$                    |  | -40 ... 150           | $^{\circ}\text{C}$ |               |
| <b>Module</b>            |  |                       |                    |               |
| $I_{t(RMS)}$             |  | 200                   | A                  |               |
| $T_{stg}$                |  | -40 ... 125           | $^{\circ}\text{C}$ |               |
| $V_{isol}$               | AC sinus 50 Hz, $t = 1\text{ min}$                         | 4000                  | V                  |               |

| Characteristics |  |                       |      |      |                  |
|-----------------|--|-----------------------|------|------|------------------|
| Symbol          | Conditions   | min.                  | typ. | max. | Unit             |
| <b>IGBT</b>     |  |                       |      |      |                  |
| $V_{CE(sat)}$   | $I_C = 150\text{ A}$<br>$V_{GE} = 15\text{ V}$<br>chipelevel | $T_j = 25\text{ °C}$  | 1.71 | 2.10 | V                |
|                 |  | $T_j = 125\text{ °C}$ | 2.00 | 2.45 | V                |
| $V_{CE0}$       | chipelevel   | $T_j = 25\text{ °C}$  | 1    | 1.2  | V                |
|                 |  | $T_j = 125\text{ °C}$ | 0.9  | 1.1  | V                |
| $r_{CE}$        | $V_{GE} = 15\text{ V}$<br>chipelevel                         | $T_j = 25\text{ °C}$  | 4.7  | 6    | $\text{m}\Omega$ |
|                 |  | $T_j = 125\text{ °C}$ | 7.3  | 9    | $\text{m}\Omega$ |
| $V_{GE(th)}$    | $V_{GE} = V_{CE}, I_C = 6\text{ mA}$                         | 5                     | 5.8  | 6.5  | V                |
| $I_{CES}$       | $V_{GE} = 0\text{ V}$<br>$V_{CE} = 1200\text{ V}$            | $T_j = 25\text{ °C}$  |      | 2    | $\text{mA}$      |
|                 |  | $T_j = 125\text{ °C}$ |      |      | $\text{mA}$      |
| $C_{ies}$       | $V_{CE} = 25\text{ V}$<br>$V_{GE} = 0\text{ V}$              | $f = 1\text{ MHz}$    | 10.8 |      | nF               |
| $C_{oes}$       |  | $f = 1\text{ MHz}$    | 0.56 |      | nF               |
| $C_{res}$       |  | $f = 1\text{ MHz}$    | 0.49 |      | nF               |
| $Q_G$           | $V_{GE} = -8\text{ V} \dots +20\text{ V}$                    |                       | 1380 |      | nC               |
| $R_{Gint}$      | $T_j = 25\text{ °C}$   |                       | 5    |      | $\Omega$         |
| $t_{d(on)}$     | $V_{CC} = 600\text{ V}$<br>$I_C = 150\text{ A}$              | $T_j = 125\text{ °C}$ | 280  |      | ns               |
| $t_r$           | $V_{GE} = +15/-15\text{ V}$                                  | $T_j = 125\text{ °C}$ | 50   |      | ns               |
| $E_{on}$        | $R_{Gon} = 2\text{ }\Omega$                                  | $T_j = 125\text{ °C}$ | 16   |      | mJ               |
| $t_{d(off)}$    | $R_{Goff} = 2\text{ }\Omega$                                 | $T_j = 125\text{ °C}$ | 560  |      | ns               |
| $t_f$           |  | $T_j = 125\text{ °C}$ | 70   |      | ns               |
| $E_{off}$       |  | $T_j = 125\text{ °C}$ | 24.5 |      | mJ               |
| $R_{th(j-c)}$   | per IGBT   |                       |      | 0.16 | K/W              |



**SEMITRANS® 2**

## Trench IGBT Modules

### SKM195GB126D

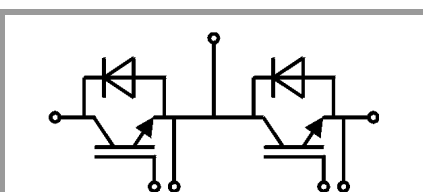
#### Features

- Trench = Trenchgate technology
- $V_{CE(sat)}$  with positive temperature coefficient
- High short circuit capability, self limiting to  $6 \times I_C$
- UL recognized, file no. E63532

#### Typical Applications\*

- AC inverter drives
- UPS
- Electronic welders

| Characteristics      |  |                        |      |      |      |      |
|----------------------|--|------------------------|------|------|------|------|
| Symbol               | Conditions   |                        | min. | typ. | max. | Unit |
| <b>Inverse diode</b> |  |                        |      |      |      |      |
| $V_F = V_{EC}$       | $I_F = 100 \text{ A}$<br>$V_{GE} = 0 \text{ V}$<br>chiplevel | $T_j = 25 \text{ °C}$  |      | 2.00 | 2.50 | V    |
|                      |  | $T_j = 125 \text{ °C}$ |      | 1.80 | 2.30 | V    |
| $V_{F0}$             | chiplevel  | $T_j = 25 \text{ °C}$  |      | 1.1  | 1.45 | V    |
|                      |  | $T_j = 125 \text{ °C}$ |      | 0.85 | 1.2  | V    |
| $r_F$                | chiplevel  | $T_j = 25 \text{ °C}$  |      | 9    | 11   | mΩ   |
|                      |  | $T_j = 125 \text{ °C}$ |      | 9.5  | 11   | mΩ   |
| $I_{RRM}$            | $I_F = 100 \text{ A}$  | $T_j = 125 \text{ °C}$ |      | 86   |      | A    |
| $Q_{rr}$             | $di/dt_{off} = 2200 \text{ A/}\mu\text{s}$                   | $T_j = 125 \text{ °C}$ |      | 17   |      | μC   |
| $E_{rr}$             | $V_{GE} = -15 \text{ V}$<br>$V_{CC} = 600 \text{ V}$         | $T_j = 125 \text{ °C}$ |      | 5.8  |      | mJ   |
| $R_{th(j-c)}$        | per diode  |                        |      |      | 0.32 | K/W  |
| <b>Module</b>        |  |                        |      |      |      |      |
| $L_{CE}$             |  |                        |      | 30   |      | nH   |
| $R_{CC'+EE'}$        | terminal-chip  | $T_C = 25 \text{ °C}$  |      | 0.75 |      | mΩ   |
|                      |  | $T_C = 125 \text{ °C}$ |      | 1    |      | mΩ   |
| $R_{th(c-s)}$        | per module   |                        |      | 0.04 | 0.05 | K/W  |
| $M_s$                | to heat sink M6  |                        |      | 3    | 5    | Nm   |
| $M_t$                |  | to terminals M5        |      | 2.5  | 5    | Nm   |
|                      |  |                        |      |      |      | Nm   |
| $w$                  |  |                        |      |      | 160  | g    |



GB

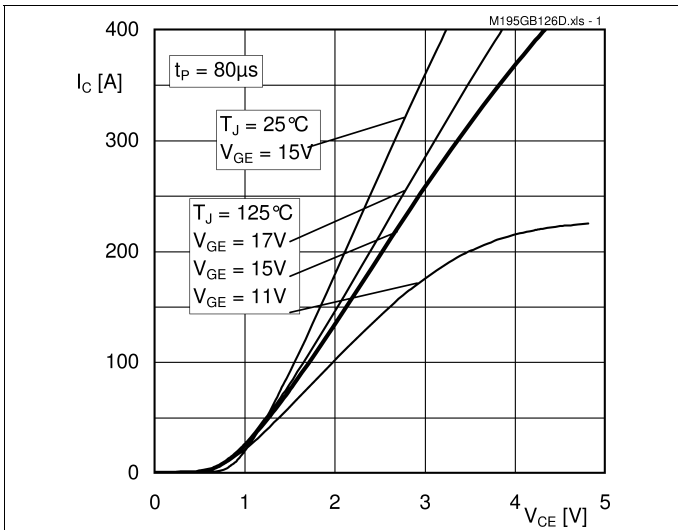


Fig. 1: Typ. output characteristic, inclusive  $R_{CC'+EE'}$

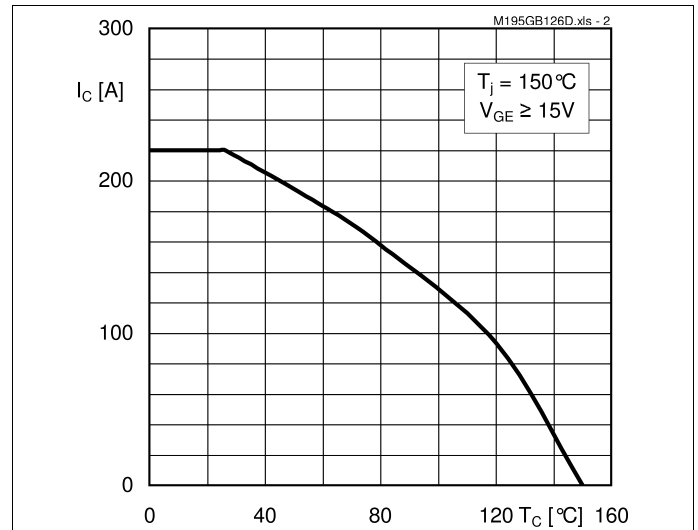


Fig. 2: Rated current vs. temperature  $I_C = f(T_C)$

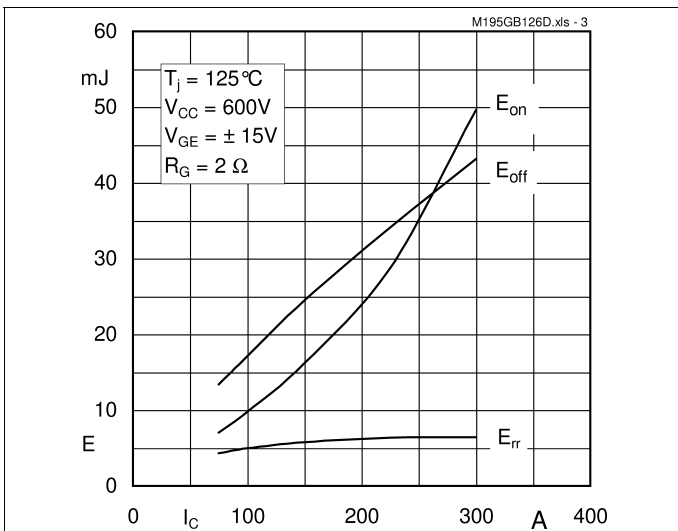


Fig. 3: Typ. turn-on /-off energy =  $f(I_C)$

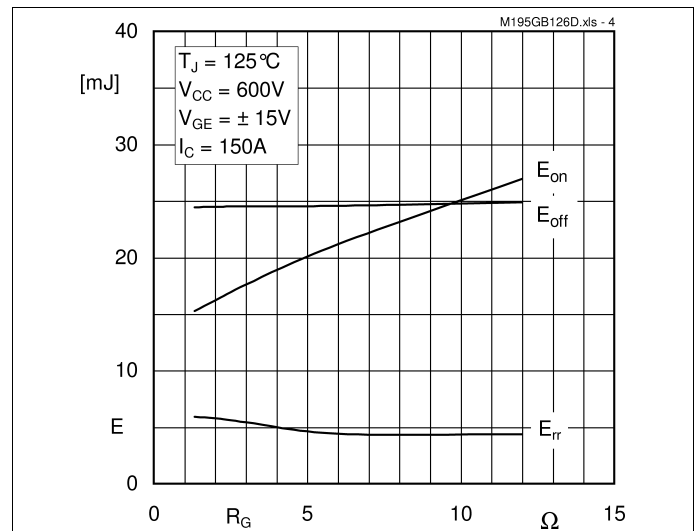


Fig. 4: Typ. turn-on /-off energy =  $f(R_G)$

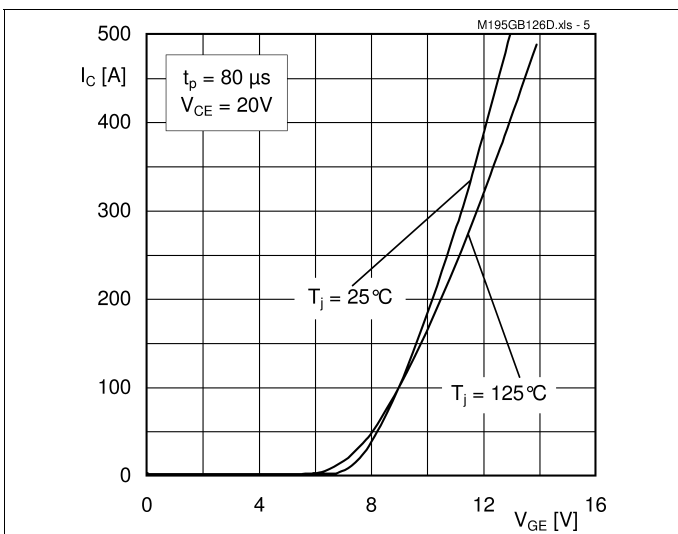


Fig. 5: Typ. transfer characteristic

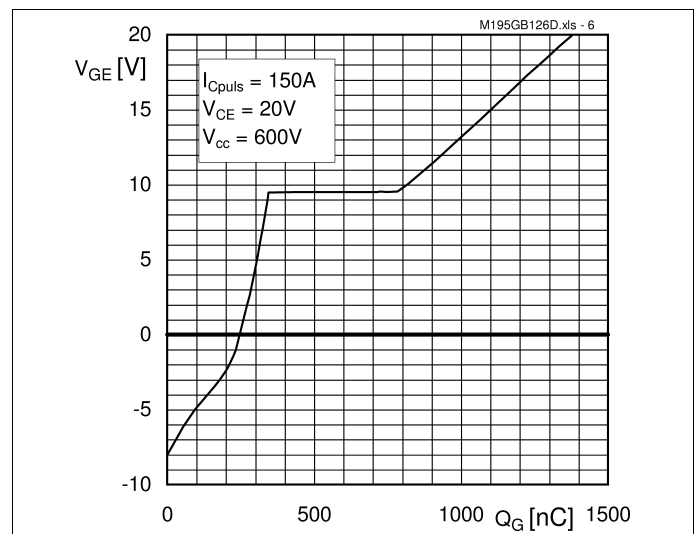


Fig. 6: Typ. gate charge characteristic

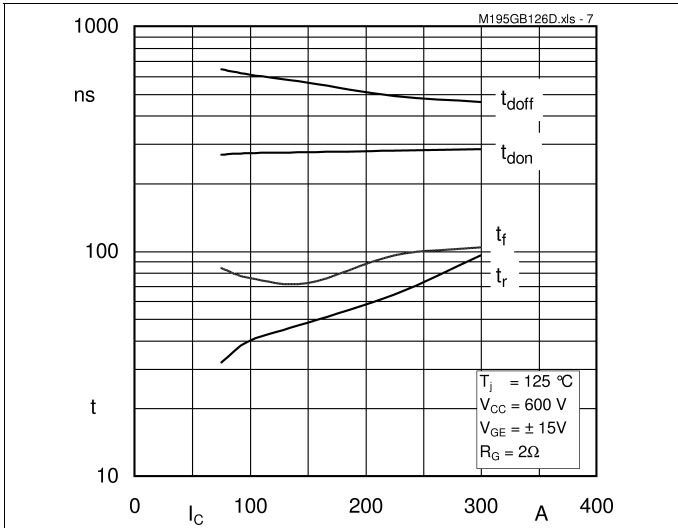


Fig. 7: Typ. switching times vs.  $I_C$

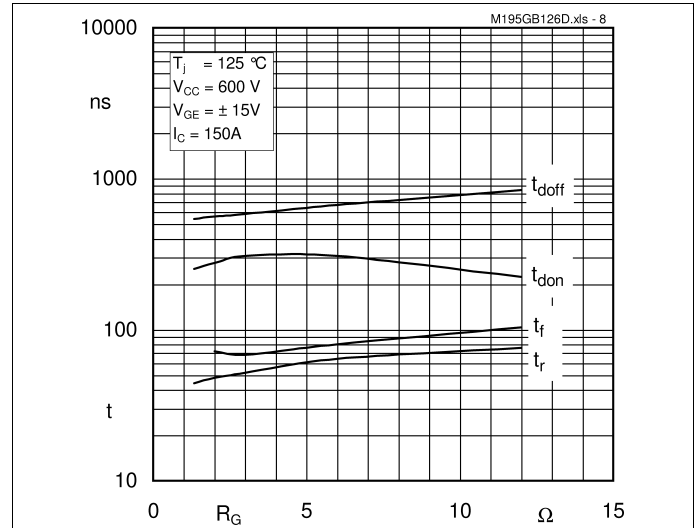


Fig. 8: Typ. switching times vs. gate resistor  $R_G$

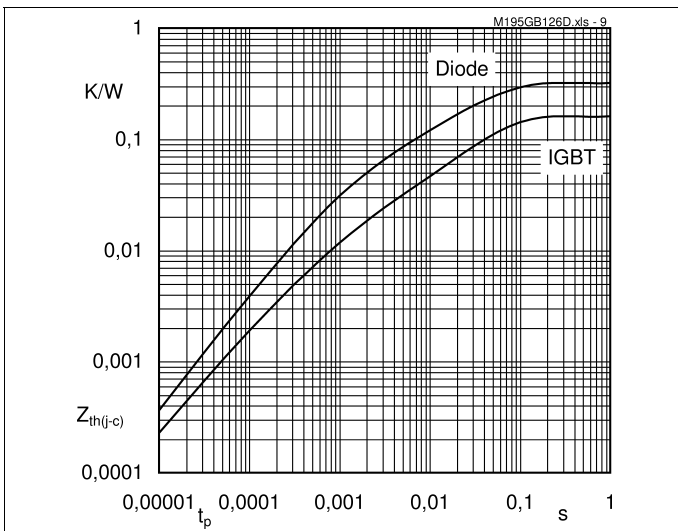


Fig. 9: Transient thermal impedance

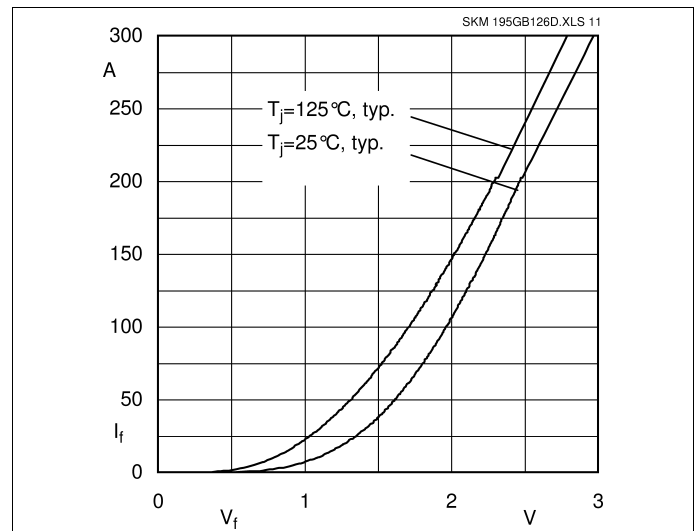


Fig. 10: Typ. CAL diode forward charact., incl.  $R_{CC'+EE}$

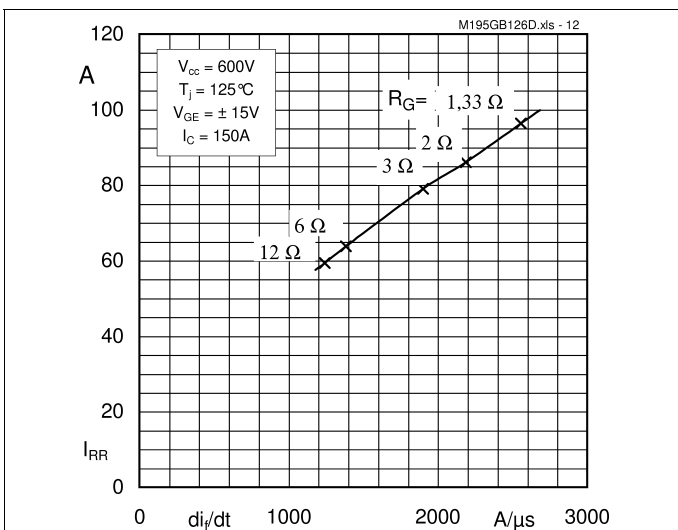


Fig. 11: Typ. CAL diode peak reverse recovery current

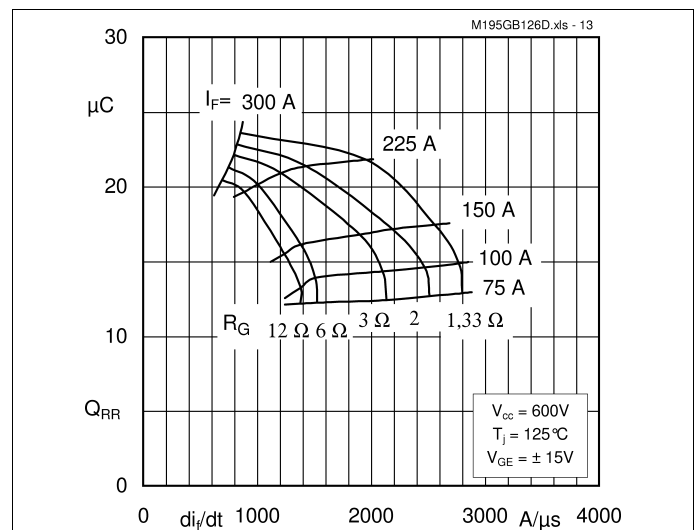
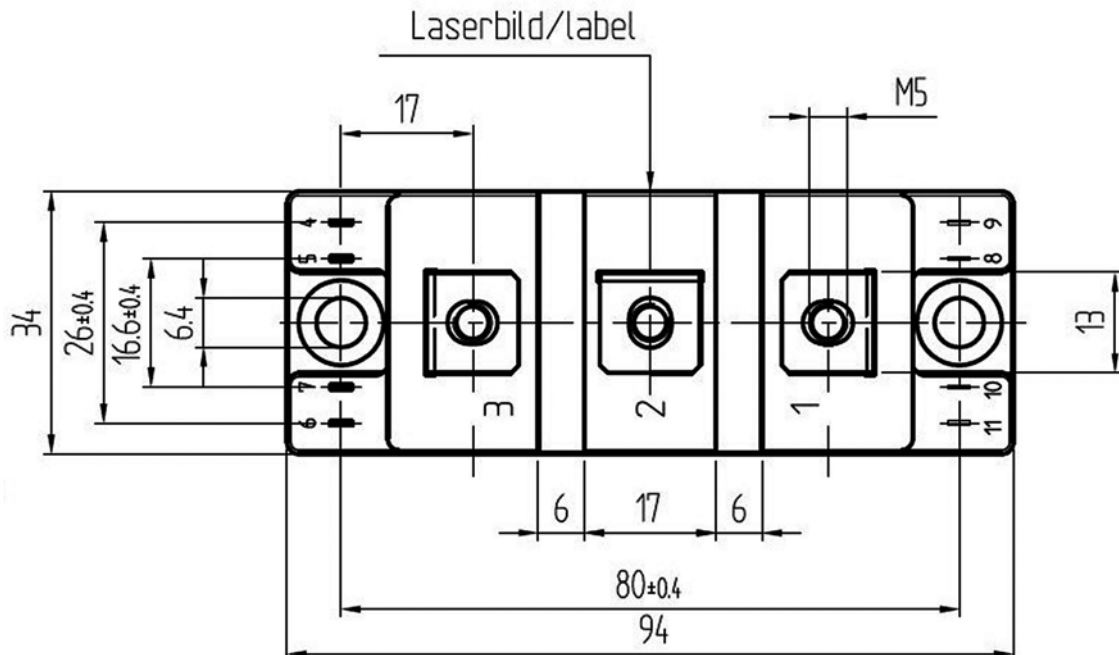
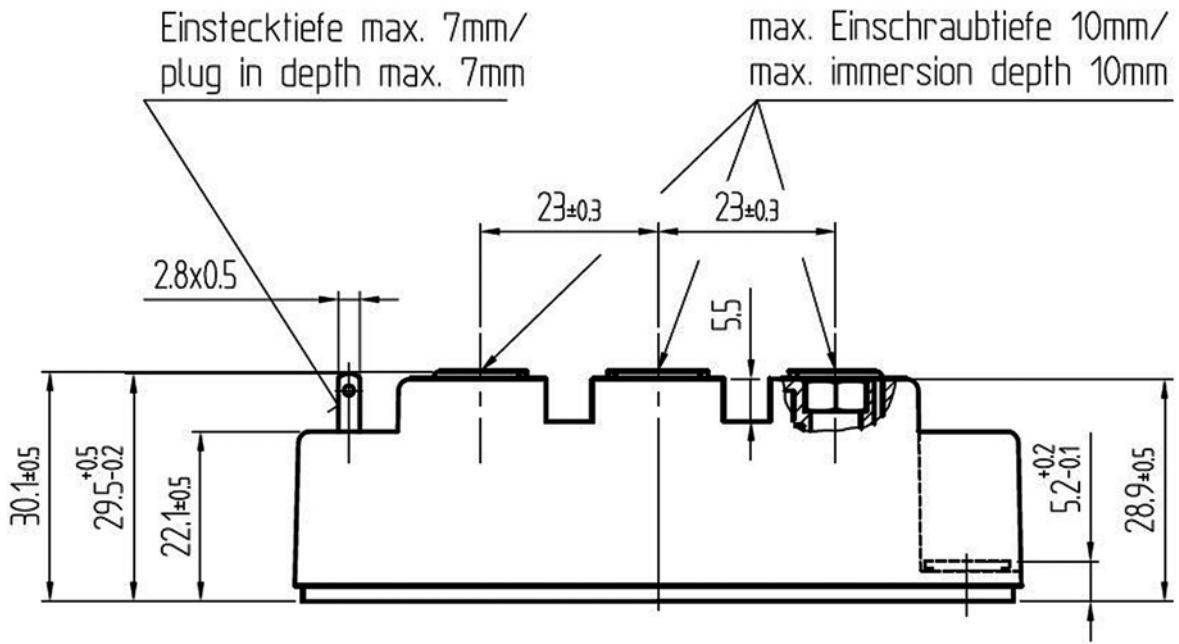
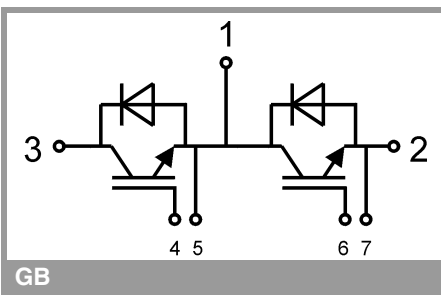


Fig. 12: Typ. CAL diode peak reverse recovery charge

# SKM195GB126D



SEMITRANS 2



This is an electrostatic discharge sensitive device (ESDS), international standard IEC 60747-1, Chapter IX

\* The specifications of our components may not be considered as an assurance of component characteristics. Components have to be tested for the respective application. Adjustments may be necessary. The use of SEMIKRON products in life support appliances and systems is subject to prior specification and written approval by SEMIKRON. We therefore strongly recommend prior consultation of our staff.

## X-ON Electronics

Largest Supplier of Electrical and Electronic Components

*Click to view similar products for [IGBT Modules category](#):*

*Click to view products by [Semikron manufacturer](#):*

Other Similar products are found below :

[F3L100R07W2E3\\_B11](#) [F3L15R12W2H3\\_B27](#) [F3L400R07ME4\\_B22](#) [F3L400R12PT4\\_B26](#) [F4-100R12KS4](#) [F4-50R07W2H3\\_B51](#) [F4-75R12KS4\\_B11](#) [FB15R06W1E3](#) [FB20R06W1E3\\_B11](#) [FD1000R33HE3-K](#) [FD300R06KE3](#) [FD300R12KE3](#) [FD300R12KS4\\_B5](#) [FD400R12KE3](#) [FD400R33KF2C-K](#) [FD401R17KF6C\\_B2](#) [FD-DF80R12W1H3\\_B52](#) [FF100R12KS4](#) [FF1200R17KE3\\_B2](#) [FF150R12KE3G](#) [FF200R06KE3](#) [FF200R06YE3](#) [FF200R12KT3](#) [FF200R12KT3\\_E](#) [FF200R12KT4](#) [FF200R17KE3](#) [FF300R06KE3\\_B2](#) [FF300R12KE4\\_E](#) [FF300R12KS4HOSA1](#) [FF300R12ME4\\_B11](#) [FF300R12MS4](#) [FF300R17ME4](#) [FF450R12ME4P](#) [FF450R17IE4](#) [FF600R12IE4V](#) [FF600R12IP4V](#) [FF800R17KP4\\_B2](#) [FF900R12IE4V](#) [MIXA30W1200TED](#) [MIXA450PF1200TSF](#) [FP06R12W1T4\\_B3](#) [FP100R07N3E4](#) [FP100R07N3E4\\_B11](#) [FP10R06W1E3\\_B11](#) [FP10R12W1T4\\_B11](#) [FP10R12YT3](#) [FP10R12YT3\\_B4](#) [FP150R07N3E4](#) [FP15R12KT3](#) [FP15R12W2T4](#)