



# MIL-STD-1553 Transformers

Low Profile / Stacked Dual THT and SMT non-QPL Interface Transformers




- Built and tested to MIL-PRF-21038
- Withstands 220°C IR/Reflow temperature
- Operating & storage temperature:  
-55°C to +130°C
- Through-hole, Flat-pack and SMT mount configurations

Electrical Specifications										
Part Number	Terminal Configuration	Ratio (±3%)	RDC (Ω MAX)	Impedance (Ω MIN)	Drop	Overshoot (MAX)	Common Mode Rejection (CMR)	Frequency Range (no load)	Insulation Resistance (mΩ MIN)	Dielectric Withstanding Voltage
<b>THROUGH-HOLE</b>										
SLQTI553-1	1-3:4-8 (11-13:14-18)	1CT:1CT	1-3 (11-13) 3.5	(1-3 & 11-13)	20%	±1V	45dB	75kHz to 1MHz	10K @ 250Vdc	100Vrms
	1-3:5-7 (11-13:15-17)	1.4CT:1CT	4-8 (14-18) 3.5	4,000						
SLQTI553-2	1-3:4-8 (11-13:14-18)	1.4CT:1CT	1-3 (11-13) 3.5	(1-3 & 11-13)	20%	±1V	45dB	75kHz to 1MHz	10K @ 250Vdc	100Vrms
	1-3:5-7 (11-13:15-17)	2CT:1CT	4-8 (14-18) 3.2	7,200						
SLQTI553-3	1-3:4-8 (11-13:14-18)	1.25CT:1CT	1-3 (11-13) 3.2	(1-3 & 11-13)	20%	±1V	45dB	75kHz to 1MHz	10K @ 250Vdc	100Vrms
	1-3:5-7 (11-13:15-17)	1.66CT:1CT	4-8 (14-18) 3.0	4,000						
SLQTI553-5	1-3:4-8 (11-13:14-18)	1CT:2.12CT	1-3 (11-13) 1.0	(4-8 & 14-18)	20%	±1V	45dB	75kHz to 1MHz	10K @ 250Vdc	100Vrms
	1-3:5-7 (11-13:15-17)	1CT:1.5CT	4-8 (14-18) 3.5	4,000						
SLQTI553-45	1-3:4-8 (11-13:14-18)	1CT:2.5CT	1-3 (11-13) 1.0	(4-8 & 14-18)	20%	±1V	45dB	75kHz to 1MHz	10K @ 250Vdc	100Vrms
	1-3:5-7 (11-13:15-17)	1CT:1.79CT	4-8 (14-18) 3.5	4,000						
<b>FLAT PACK</b>										
SLQFI553-1	1-3:4-8 (11-13:14-18)	1CT:1CT	1-3 (11-13) 3.5	(1-3 & 11-13)	20%	±1V	45dB	75kHz to 1MHz	10K @ 250Vdc	100Vrms
	1-3:5-7 (11-13:15-17)	1.4CT:1CT	4-8 (14-18) 3.5	4,000						
SLQFI553-2	1-3:4-8 (11-13:14-18)	1.4CT:1CT	1-3 (11-13) 3.5	(1-3 & 11-13)	20%	±1V	45dB	75kHz to 1MHz	10K @ 250Vdc	100Vrms
	1-3:5-7 (11-13:15-17)	2CT:1CT	4-8 (14-18) 3.2	7,200						
SLQFI553-3	1-3:4-8 (11-13:14-18)	1.25CT:1CT	1-3 (11-13) 3.2	(1-3 & 11-13)	20%	±1V	45dB	75kHz to 1MHz	10K @ 250Vdc	100Vrms
	1-3:5-7 (11-13:15-17)	1.66CT:1CT	4-8 (14-18) 3.0	4,000						
SLQFI553-5	1-3:4-8 (11-13:14-18)	1CT:2.12CT	1-3 (11-13) 1.0	(4-8 & 14-18)	20%	±1V	45dB	75kHz to 1MHz	10K @ 250Vdc	100Vrms
	1-3:5-7 (11-13:15-17)	1CT:1.5CT	4-8 (14-18) 3.5	4,000						
SLQFI553-45	1-3:4-8 (11-13:14-18)	1CT:2.5CT	1-3 (11-13) 1.0	(4-8 & 14-18)	20%	±1V	45dB	75kHz to 1MHz	10K @ 250Vdc	100Vrms
	1-3:5-7 (11-13:15-17)	1CT:1.79CT	4-8 (14-18) 3.5	4,000						
<b>GULL WING</b>										
SLQGI553-1	1-3:4-8 (11-13:14-18)	1CT:1CT	1-3 (11-13) 3.5	(1-3 & 11-13)	20%	±1V	45dB	75kHz to 1MHz	10K @ 250Vdc	100Vrms
	1-3:5-7 (11-13:15-17)	1.4CT:1CT	4-8 (14-18) 3.5	4,000						
SLQGI553-2	1-3:4-8 (11-13:14-18)	1.4CT:1CT	1-3 (11-13) 3.5	(1-3 & 11-13)	20%	±1V	45dB	75kHz to 1MHz	10K @ 250Vdc	100Vrms
	1-3:5-7 (11-13:15-17)	2CT:1CT	4-8 (14-18) 3.2	7,200						
SLQGI553-3	1-3:4-8 (11-13:14-18)	1.25CT:1CT	1-3 (11-13) 3.2	(1-3 & 11-13)	20%	±1V	45dB	75kHz to 1MHz	10K @ 250Vdc	100Vrms
	1-3:5-7 (11-13:15-17)	1.66CT:1CT	4-8 (14-18) 3.0	4,000						
SLQGI553-5	1-3:4-8 (11-13:14-18)	1CT:2.12CT	1-3 (11-13) 1.0	(4-8 & 14-18)	20%	±1V	45dB	75kHz to 1MHz	10K @ 250Vdc	100Vrms
	1-3:5-7 (11-13:15-17)	1CT:1.5CT	4-8 (14-18) 3.5	4,000						
SLQGI553-45	1-3:4-8 (11-13:14-18)	1CT:2.5CT	1-3 (11-13) 1.0	(4-8 & 14-18)	20%	±1V	45dB	75kHz to 1MHz	10K @ 250Vdc	100Vrms
	1-3:5-7 (11-13:15-17)	1CT:1.79CT	4-8 (14-18) 3.5	4,000						

NOTE: IPC/JDEC J-STD-020A Moisture Sensitivity – Through Hole: Level 1 – Surface Mount: Level 3

# MIL-STD-1553 Transformers

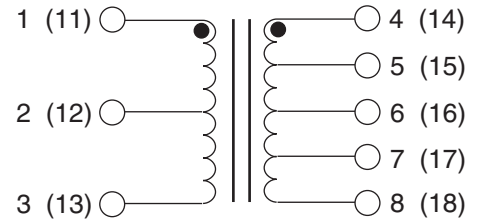
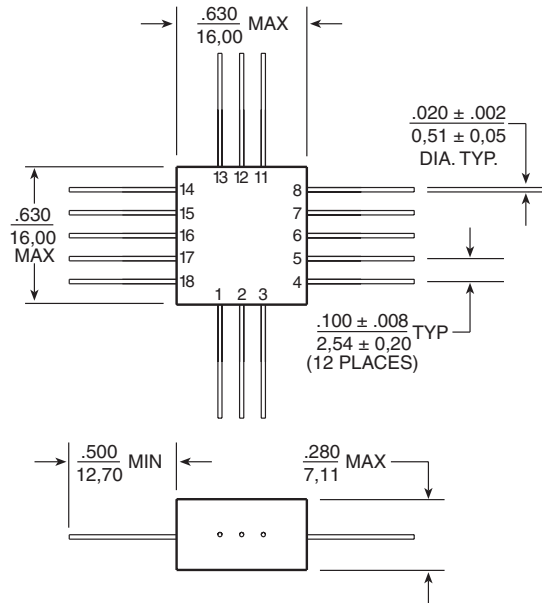
Low Profile / Stacked Dual THT and SMT non-QPL Interface Transformers



## Mechanical

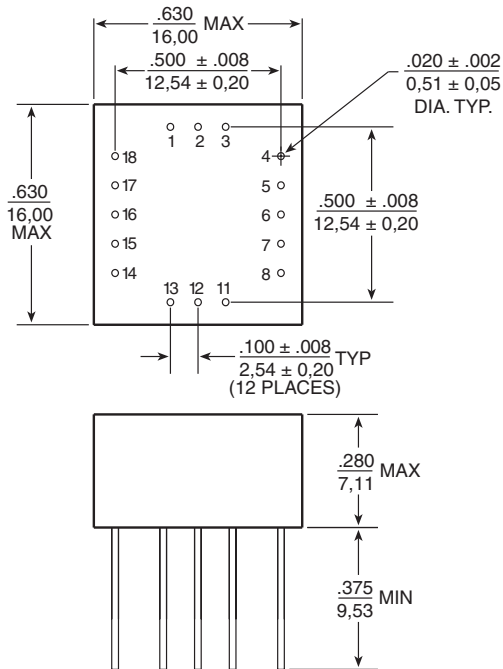
## Schematic

### Flat Pack

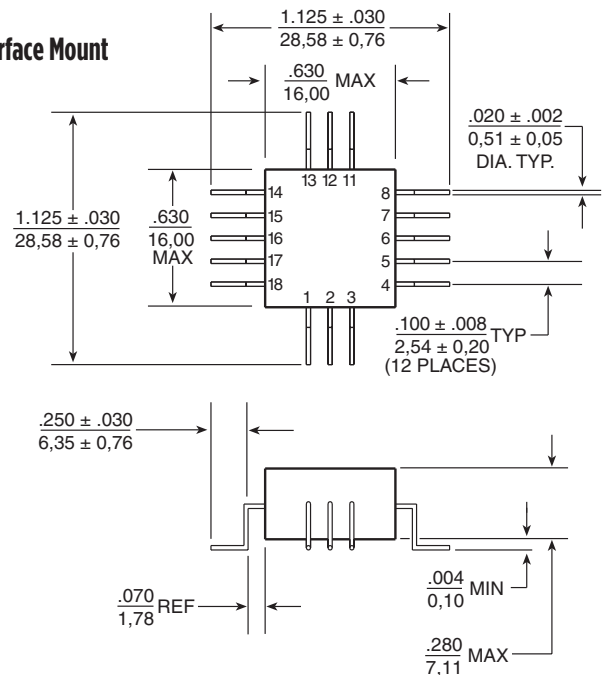


Dimensions:  $\frac{\text{Inches}}{\text{mm}}$   
 Unless otherwise specified,  
 all tolerances are  $\pm .010$   
 $0.25$

### Through-Hole




### Surface Mount



# MIL-STD-1553 Transformers

Low Profile / Stacked Dual THT and SMT non-QPL Interface Transformers



## MIL-PRF-21038/27 Inspection, Sampling, Testing

Table 1 — Group A Inspection					
Level “C”***		Level “M”		Level “T”	
Tests	Sampling Plan	Tests	Sampling Plan	Tests	Sampling Plan
N/A	N/A	Electrical Characteristics per MIL-PRF-21038/27	Sample per Table 3	Thermal Shock	100%
N/A	N/A	Visual and Mechanical Inspection	Sample per Table 3	Winding Continuity	100%
N/A	N/A	N/A	N/A	Electrical Characteristics per MIL-PRF-21038/27	100%
N/A	N/A	N/A	N/A	Impedance	Sample per Table 3
N/A	N/A	N/A	N/A	Visual and Mechanical Inspection	Sample per Table 3

Table 2 — Group B Inspection					
Level “C”***		Level “M”		Level “T”	
Tests	Sampling Plan	Tests	Sampling Plan	Tests	Sampling Plan
N/A	N/A	Dielectric Withstanding Voltage	Sample per Table 3	Dielectric Withstanding Voltage	Sample per Table 3
N/A	N/A	Insulation Resistance	Sample per Table 3	Insulation Resistance	Sample per Table 3

Table 3 — Sampling Plans for Group A and Group B Inspections		
Lot Size	Group A, Group II Inspections	Group B
1 to 5	All	All
6 to 13	All	5
14 to 50	13	5
51 to 90	13	7
91 to 150	13	11
151 to 280	20	13
281 to 500	29	16
501 to 1200	34	19
1,201 to 3,200	42	23
3,201 to 10,000	50	29

**\*\*NOTE:** Parts ordered to Level C are certified to comply with MIL-PRF-21038 Level C, however testing is performed per manufacturer’s internal requirements and sampling rates.

## For More Information

**Pulse North America Headquarters**  
Two Pearl Buck Court  
Bristol, PA 19007  
U.S.A.

**Pulse Europe**  
Zeppelinstrasse 15  
71083 Herrenberg  
Germany

**Pulse China Headquarters**  
B402, Shenzhen Academy of  
Aerospace Technology Bldg.  
10th Kejian Road  
High-Tech Zone  
Nanshan District  
Shenzen, PR China 518057  
Tel: 86 755 33966678  
Fax: 86 755 33966700

**Pulse North China**  
Room 2704/2705  
Super Ocean Finance Ctr.  
2067 Yan An Road West  
Shanghai 200336  
China  
Tel: 86 21 62787060  
Fax: 86 2162786973

**Pulse South Asia**  
135 Joo Seng Road  
#03-02  
PM Industrial Bldg.  
Singapore 368363  
Tel: 65 6287 8998  
Fax: 65 6287 8998

**Pulse North Asia**  
3F No. 198, Zhongyuan Road  
Zhongli City  
Taoyuan County (32068)  
Taiwan  
Tel: 886 3 4356768  
Fax: 886 3 4356823

Performance warranty of products offered on this data sheet is limited to the parameters specified. Data is subject to change without notice. Other brand and product names mentioned herein may be trademarks or registered trademarks of their respective owners. © Copyright, 2014. Pulse Electronics, Inc. All rights reserved.

## X-ON Electronics

Largest Supplier of Electrical and Electronic Components

*Click to view similar products for [pulse manufacturer](#):*

Other Similar products are found below :

[5994](#) [5993](#) [PL1746](#) [20379](#) [PL1445T](#) [PH9085.011NL](#) [P2004NLT](#) [PE-0603CD060KTT](#) [P0182T](#) [PE-0805CD030KTT](#) [PE-53363NLT](#)  
[23Z106SM-T](#) [HX5400NL](#) [JXD0-4005NL](#) [ST6200QNL](#) [T3001NL](#) [HX2019](#) [HX1148NL](#) [PE-65968NL](#) [PE-65535NL](#) [T1142NLT](#) [H6062NL](#)  
[H7019FNL](#) [PA2743NL](#) [P0438T](#) [P0584](#) [P0752.474T](#) [P1167.154T](#) [STQN1553-45](#) [JG0-0098NL](#) [JG0-0025NL](#) [J20-0014NL](#) [W1911](#) [JX20-](#)  
[0114NL](#) [HFB075100A](#) [HX6101NL](#) [PA4345.102NLT](#) [RO2408NMD](#) [P0469NL](#) [P0841SNLT](#) [PB2134NL](#) [ST2-12B42](#) [PE-0805CM331JTT](#)  
[53119](#) [J3026G01DNL](#) [100B-1001XNL](#) [P0849SNL](#) [W3012-K](#) [T1124NL](#) [H5004NL](#)