



inserts:		page
CD	40 poles + ⊕	43
CT, CTS (10A)	40 poles + ⊕	50
CDD	72 poles + ⊕	56
CQE	32 poles + ⊕	76
CN	16 poles + ⊕	82
CCE	16 poles + ⊕	90
CNE, CSE	16 poles + ⊕	91
CSS	16 poles + ⊕	100
CTE, CTSE (16A)	16 poles + ⊕	108
CMSE	6+2 (aux) poles + ⊕	116
CMCE	6+2 (aux) poles + ⊕	116
CP	6 poles + ⊕	127
CX	6/36 and 12/2 poles + ⊕	130÷131
CX	4/0 and 4/2 poles + ⊕	132
MIXO	4 modules	137÷151

insert centre distance: 77.5 x 27 mm

**bulkhead mounting housings with 2 levers or 4 pegs**



**bulkhead mounting housings with single lever**

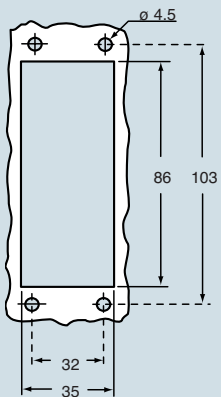


description	part No.	part No.
with one or two levers	<b>CHI 16</b>	<b>CHI 16 L</b>
with pegs <sup>1)</sup>	<b>CHI 16 C</b>	
with pegs and aluminium cover <sup>1)</sup>	<b>CHI 16 CS</b>	
with pegs and plastic cover <sup>1)</sup>	<b>CHI 16 CP</b>	
with lever and cover		<b>CHI 16 LS</b>

<sup>1)</sup> May be combined with hoods:  
 - CHO/CAO 16 X and CHV/CAV 16 X  
 - MHO/MAO 16 X and MHV/MAV 16 X

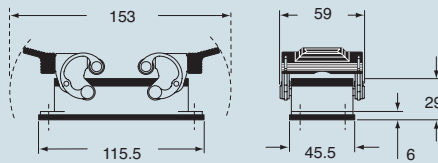
**N.B.:** the enclosures ensure IP66 protection (or IP65 cover versions) rating when mated and locked with the closing levers.  
 The cover (CS, CP) only ensures mechanical protection, but does not ensure IP65 protection rating.

panel cut-out for bulkhead mounting housings in mm

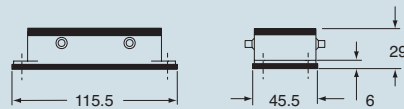


dimensions in mm

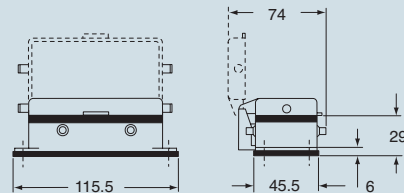
**CHI**



**CHI C**

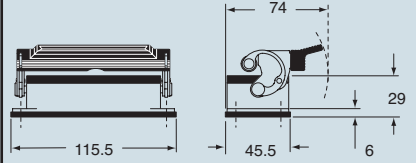


**CHI CS/CP**

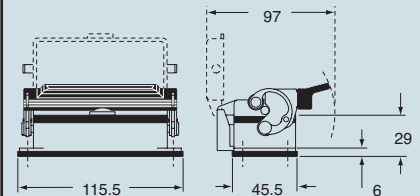


dimensions in mm

**CHI L**



**CHI LS**



**CALUS**® Type 4/4X/12

(excluding enclosures with plastic cover)

dimensions indicated are not binding and may be changed without notice

size 77.27





inserts:		page
CD	40 poles + ⊕	43
CDD	72 poles + ⊕	56
CQE	32 poles + ⊕	76
CN	16 poles + ⊕	82
CCE	16 poles + ⊕	90
CNE, CSE	16 poles + ⊕	91
CSS	16 poles + ⊕	100
CMSE	6+2 (aux) poles + ⊕	116
CMCE	6+2 (aux) poles + ⊕	116
CP	6 poles + ⊕	127
CX	6/36 and 12/2 poles + ⊕	130÷131
CX	4/0 and 4/2 poles + ⊕	132
MIXO	4 modules	137÷151

insert centre distance: 77.5 x 27 mm

hoods with 4 pegs



hoods with 2 pegs



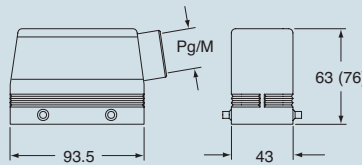
description	part No.		entry Pg		part No.		entry M	
with pegs, side entry	<b>CHO 16</b>	21	<b>MHO 16.25</b>	25	<b>CHO 16 L</b>	21	<b>MHO 16 L25</b>	25
with pegs, side entry			<b>MHO 16.32</b>	32			<b>MHO 16 L32</b>	32
with pegs, side entry, high construction	<b>CAO 16.21</b>	21	<b>MAO 16.32</b>	32	<b>CAO 16 L21</b>	21	<b>MAO 16 L32</b>	32
with pegs, side entry, high construction	<b>CAO 16.29</b>	29	<b>MAO 16.40</b>	40	<b>CAO 16 L29</b>	29	<b>MAO 16 L40</b>	40
with pegs, top entry	<b>CHV 16</b>	21	<b>MHV 16.25</b>	25	<b>CHV 16 L</b>	21	<b>MHV 16 L25</b>	25
with pegs, top entry			<b>MHV 16.32</b>	32			<b>MHV 16 L32</b>	32
with pegs, top entry, high construction	<b>CAV 16.21</b>	21	<b>MAV 16.32</b>	32	<b>CAV 16 L21</b>	21	<b>MAV 16 L32</b>	32
with pegs, top entry, high construction	<b>CAV 16.29</b>	29	<b>MAV 16.40</b>	40	<b>CAV 16 L29</b>	29	<b>MAV 16 L40</b>	40
with pegs, frontal entry, high construction	<b>CAF 16</b>	21	<b>MAF 16.25</b>	25				
with pegs, frontal entry, high constr., without adaptor *			<b>MFF 16.25</b>	25				

\* enclosure without adaptor, threaded on the body, to be used only with a complete cable clamp.

\*\* can only be used with a complete cable clamp (to be purchased separately)

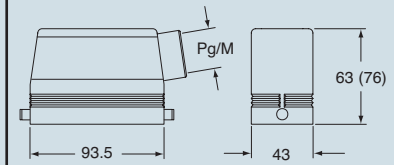
dimensions in mm

CHO (CAO) and MHO (MAO)

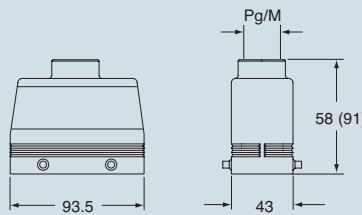


dimensions in mm

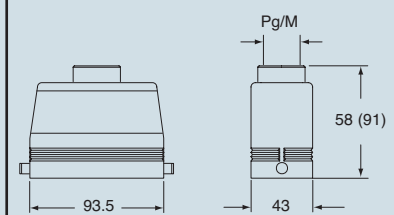
CHO L (CAO L) and MHO L (MAO L)



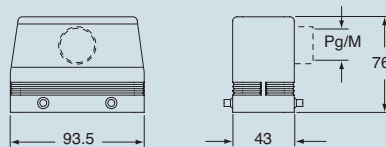
CHV (CAV) and MHV (MAV)



CHV L (CAV L) and MHV L (MAV L)



CAF/CFF and MAF/MFF



**ILME**® Type 4/4X/12

dimensions indicated are not binding and may be changed without notice

size 77.27



inserts:		page
CD .....	40 poles + ⊕	43
CDD .....	72 poles + ⊕	56
CQE .....	32 poles + ⊕	76
CN .....	16 poles + ⊕	82
CCE .....	16 poles + ⊕	90
CNE, CSE.....	16 poles + ⊕	91
CSS .....	16 poles + ⊕	100
CMSE .....	6+2 (aux) poles + ⊕	116
CMCE .....	6+2 (aux) poles + ⊕	116
CP .....	6 poles + ⊕	127
CX .....	6/36 and 12/2 poles + ⊕	130÷131
CX .....	4/0 and 4/2 poles + ⊕	132
MIXO .....	4 modules	137÷151

insert centre distance: 77.5 x 27 mm

hoods with 2 levers



hoods with single lever

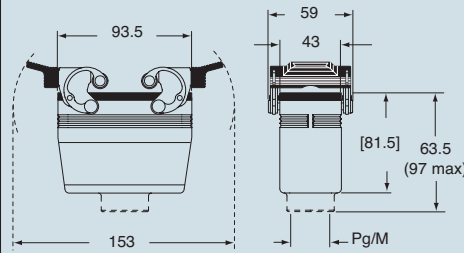


description	part No.		entry Pg		part No.		entry M	
with levers and gasket, top entry	<b>CHV 16 G</b>	21	<b>MHV 16 G32</b>	32	<b>CHV 16 LG</b>	21	<b>MHV 16 LG32</b>	32
with levers and gasket, top entry, high construction	<b>CAV 16 G</b>	21	<b>MAV 16 G25</b>	25	<b>CAV 16 LG21</b>	21	<b>MAV 16 LG25</b>	25
with levers and gasket, top entry, high construction	<b>CAV 16 G29</b>	29	<b>MAV 16 G32</b>	32	<b>CAV 16 LG29</b>	29	<b>MAV 16 LG32</b>	32
with levers and gasket, top entry, high constr., without adaptor *	<b>CFV 16 G</b>	21	<b>MFV 16 G25</b>	25	<b>CFV 16 LG21</b>	21	<b>MFV 16 LG25</b>	25
with levers and gasket, top entry, high constr., without adaptor *	<b>CFV 16 G29</b>	29	<b>MFV 16 G32</b>	32	<b>CFV 16 LG29</b>	29	<b>MFV 16 LG32</b>	32

\* enclosure without adaptor, threaded on the body, to be used only with a complete cable clamp.

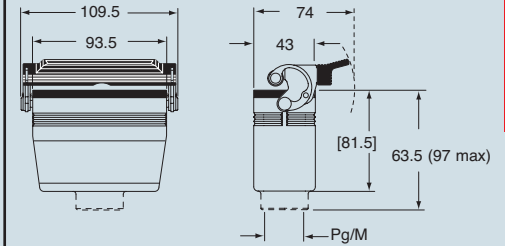
dimensions in mm

**CHV G (CAV G) and [CFV G],  
MHV G (MAV G) and [MFV G]**



dimensions in mm

**CHV LG (CAV LG) and [CFV LG],  
MHV LG (MAV LG) and [MFV LG]**



dimensions indicated are not binding and may be changed without notice

size 77.27




inserts:		page
CD .....	40 poles + ⊕	43
CDD .....	72 poles + ⊕	56
CQE .....	32 poles + ⊕	76
CN .....	16 poles + ⊕	82
CCE .....	16 poles + ⊕	90
CNE, CSE.....	16 poles + ⊕	91
CSS .....	16 poles + ⊕	100
CMSE .....	6+2 (aux) poles + ⊕	116
CMCE .....	6+2 (aux) poles + ⊕	116
CP .....	6 poles + ⊕	127
CX .....	6/36 and 12/2 poles + ⊕	130÷131
CX .....	4/0 and 4/2 poles + ⊕	132
MIXO .....	4 modules	137÷151

insert centre distance:  
77.5 x 27 mm

hoods with 2 levers



covers



description	part No.	entry Pg	part No.	entry M	part No.
with levers, side entry <sup>1)</sup>	<b>CHO 16 X</b>	21	<b>MHO 16 X25</b>	25	
with levers, side entry <sup>1)</sup>			<b>MHO 16 X32</b>	32	
with levers, side entry, high construction <sup>1)</sup>	<b>CAO 16 X</b>	21	<b>MAO 16 X32</b>	32	
with levers, side entry, high construction <sup>1)</sup>	<b>CAO 16 X29</b>	29	<b>MAO 16 X40</b>	40	
with levers, top entry <sup>1)</sup>	<b>CHV 16 X</b>	21	<b>MHV 16 X25</b>	25	
with levers, top entry <sup>1)</sup>			<b>MHV 16 X32</b>	32	
with levers, top entry, high construction <sup>1)</sup>	<b>CAV 16 X</b>	21	<b>MAV 16 X32</b>	32	
with levers, top entry, high construction <sup>1)</sup>	<b>CAV 16 X29</b>	29	<b>MAV 16 X40</b>	40	
with 4 pegs (for housings with 2 levers with gasket)					<b>CHC 16</b>
with 4 pegs and gasket (for housings with 2 levers) <sup>2)</sup>					<b>CHC 16 C</b>
with 2 pegs (for housings with 1 lever with gasket)					<b>CHC 16 L</b>
with 2 levers (for hoods with 4 pegs)					<b>CHC 16 G</b>
with 1 lever (for hoods with 2 pegs)					<b>CHC 16 LG</b>

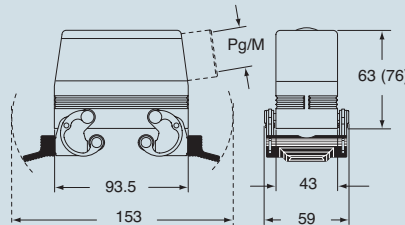
<sup>1)</sup> May be combined with housings:  
- CHI/CHP/CAP 16 CS/CP/C  
- MHP/MAP 16 CS/CP

<sup>2)</sup> May be combined with hoods:  
- CHO/CAO 16 X and CHV/CAV 16 X  
- MHO/MAO 16 X and MHV/MAV 16 X

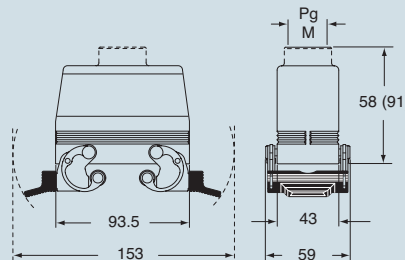
The covers for C, G and LG, versions cannot be used together with coding pins. If this application is required, please contact ILME SpA.

dimensions in mm

CHO X (CAO X) and MHO X (MAO X)



CHV X (CAV X) and MHV X (MAV X)



dimensions in mm

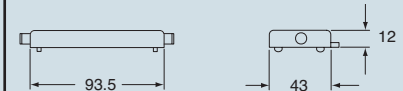
CHC



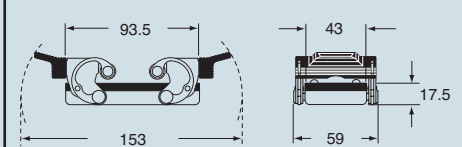
CHC C



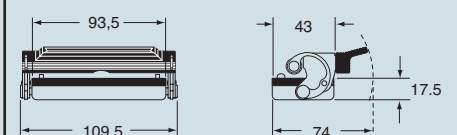
CHC L



CHC G



CHC LG



**ILME**® Type  
4/4X/12

dimensions indicated are not binding and may be changed without notice

size 77.27



inserts: page  
**CME** ..... 6 + 2 (aux) poles + ⊕ 117

insert centre distance:  
**77.5 x 27 mm**

**bulkhead mounting housings with 2 levers or 4 pegs**



**bulkhead mounting housings with single lever**

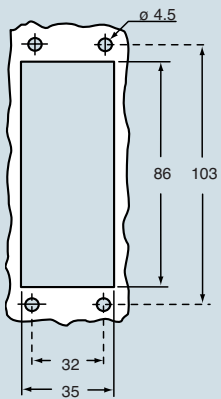


description	part No.	part No.
with one or two levers	<b>CMI 06</b>	<b>CMI 06 L</b>
with pegs and aluminium cover <sup>1)</sup>	<b>CMI 06 CS</b>	
with pegs and plastic cover <sup>1)</sup>	<b>CMI 06 CP</b>	
with lever and cover		<b>CMI 06 LS</b>

<sup>1)</sup> May be combined with hoods:  
 - CMO/CMAO 06 X and CMV/CMAV 06 X  
 - MMO/MMAO 06 X and MMV/MMAV 06 X

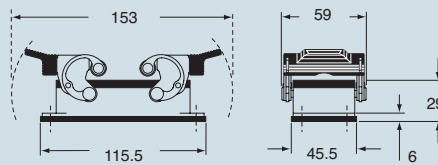
**N.B.:** the enclosures ensure IP66 protection (or IP65 cover versions) rating when mated and locked with the closing levers.  
 The cover (CS, CP) only ensures mechanical protection, but does not ensure IP65 protection rating.

panel cut-out for bulkhead mounting housings in mm



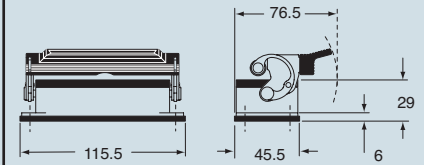
dimensions in mm

**CMI**

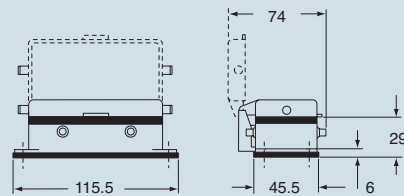


dimensions in mm

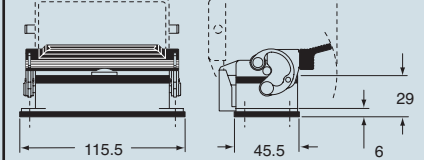
**CMI L**



**CMI CS/CP**



**CMI LS**



**CALUS**® Type 4/4X/12  
 (excluding enclosures with plastic cover)

dimensions indicated are not binding and may be changed without notice

size 77.27





inserts: page  
**CME** ..... 6 + 2 (aux) poles + ⊕ 117

insert centre distance:  
**77.5 x 27 mm**

**surface mounting housings with 2 levers or 4 pegs**



**surface mounting housings with single lever**



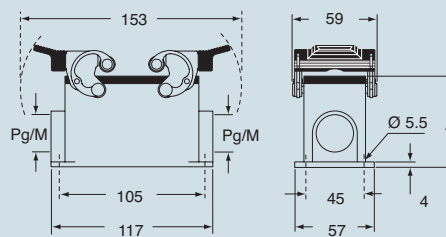
description	part No.	entry Pg	part No.	entry M	part No.	entry Pg	part No.	entry M
with levers	<b>CMP 06</b>	21	<b>MMP 06.25</b>	25	<b>CMP 06 L</b>	21	<b>MMP 06 L25</b>	25
with levers	<b>CMP 06.2</b>	21 x 2	<b>MMP 06.225</b>	25 x 2	<b>CMP 06 L2</b>	21 x 2	<b>MMP 06 L225</b>	25 x 2
with levers, high construction	<b>CMAP 06.21</b>	21	<b>MMAP 06.32</b>	32	<b>CMAP 06 L</b>	21	<b>MMAP 06 L32</b>	32
with levers, high construction	<b>CMAP 06.221</b>	21 x 2	<b>MMAP 06.232</b>	32 x 2	<b>CMAP 06 L2</b>	21 x 2	<b>MMAP 06 L232</b>	32 x 2
with levers, high construction	<b>CMAP 06.29</b>	29	<b>MMAP 06.40</b>	40	<b>CMAP 06 L29</b>	29	<b>MMAP 06 L40</b>	40
with levers, high construction	<b>CMAP 06.229</b>	29 x 2	<b>MMAP 06.240</b>	40 x 2	<b>CMAP 06 L229</b>	29 x 2	<b>MMAP 06 L240</b>	40 x 2
with pegs and aluminium cover <sup>1)</sup>	<b>CMP 06 CS</b>	21	<b>MMP 06 CS25</b>	25				
with pegs and aluminium cover <sup>1)</sup>	<b>CMP 06 CS2</b>	21 x 2	<b>MMP 06 CS225</b>	25 x 2				
with pegs and aluminium cover, high construction <sup>1)</sup>	<b>CMAP 06 CS</b>	21	<b>MMAP 06 CS32</b>	32				
with pegs and aluminium cover, high construction <sup>1)</sup>	<b>CMAP 06 CS2</b>	21 x 2	<b>MMAP 06CS232</b>	32 x 2				
with pegs and aluminium cover, high construction <sup>1)</sup>	<b>CMAP 06 CS29</b>	29	<b>MMAP 06 CS40</b>	40				
with pegs and aluminium cover, high construction <sup>1)</sup>	<b>CMAP 06CS229</b>	29 x 2	<b>MMAP 06CS240</b>	40 x 2				
with pegs and plastic cover <sup>1)</sup>	<b>CMP 06 CP</b>	21	<b>MMP 06 CP25</b>	25				
with pegs and plastic cover <sup>1)</sup>	<b>CMP 06 CP2</b>	21 x 2	<b>MMP 06 CP225</b>	25 x 2				
with pegs and plastic cover, high construction <sup>1)</sup>	<b>CMAP 06 CP</b>	21	<b>MMAP 06 CP32</b>	32				
with pegs and plastic cover, high construction <sup>1)</sup>	<b>CMAP 06 CP2</b>	21 x 2	<b>MMAP 06CP232</b>	32 x 2				
with pegs and plastic cover, high construction <sup>1)</sup>	<b>CMAP 06 CP29</b>	29	<b>MMAP 06 CP40</b>	40				
with pegs and plastic cover, high construction <sup>1)</sup>	<b>CMAP 06CP229</b>	29 x 2	<b>MMAP 06CP240</b>	40 x 2				
with lever and cover					<b>CMP 06 LS</b>	21	<b>MMP 06 LS25</b>	25
with lever and cover					<b>CMP 06 LS2</b>	21 x 2	<b>MMP 06 LS225</b>	25 x 2
with lever and cover, high construction					<b>CMAP 06 LS</b>	21	<b>MMAP 06 LS32</b>	32
with lever and cover, high construction					<b>CMAP 06 LS2</b>	21 x 2	<b>MMAP 06LS232</b>	32 x 2
with lever and cover, high construction					<b>CMAP 06 LS29</b>	29	<b>MMAP 06 LS40</b>	40
with lever and cover, high construction					<b>CMAP 06LS229</b>	29 x 2	<b>MMAP 06LS240</b>	40 x 2

<sup>1)</sup> May be combined with hoods:  
 - CMO/CMAO 06 X and CMV/CMAV 06 X  
 - MMO/MMAO 06 X and MMV/MMAV 06 X

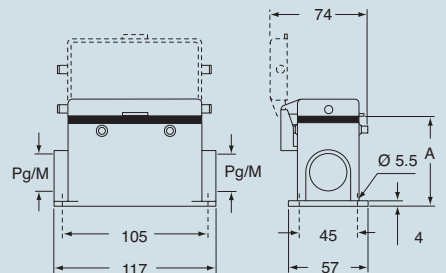
**N.B.:** the enclosures ensure IP66 protection (or IP65 cover versions) rating when mated and locked with the closing levers.  
 The cover (CS, CP) only ensures mechanical protection, but does not ensure IP65 protection rating.

dimensions in mm

**CMP - CMAP and MMP - MMAP**



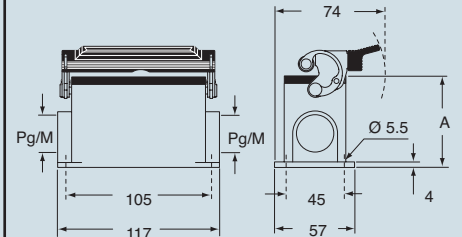
**CMP CS/CP - CMAP CS/CP and MMP CS/CP - MMAP CS/CP**



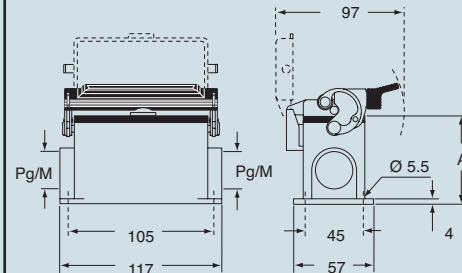
type	A
<b>CMP / MMP</b>	63
<b>CMAP / MMAP</b>	81
<b>CMP CS / MMP CS</b>	63
<b>CMAP CS / MMAP CS</b>	81
<b>CMP CP / MMP CP</b>	63
<b>CMAP CP / MMAP CP</b>	81

dimensions in mm

**CMP L - CMAP L and MMP L - MMAP L**



**CMP LS - CMAP LS and MMP LS - MMAP LS**



type	A
<b>CMP L / MMP L</b>	63
<b>CMAP L / MMAP L</b>	81
<b>CMP LS / MMP LS</b>	63
<b>CMAP LS / MMAP LS</b>	81

**CMAIUS**® Type 4/4X/12

(excluding enclosures with plastic cover)

dimensions indicated are not binding and may be changed without notice

size 77.27



inserts: page  
**CME** ..... 6 + 2 (aux) poles + ⊕ 117

insert centre distance:  
**77.5 x 27 mm**

**hoods with 4 pegs**



**hoods with 2 pegs**



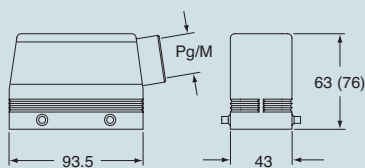
description	part No.		part No.		part No.		part No.	
		entry Pg		entry M		entry Pg		entry M
with pegs, side entry	<b>CMO 06</b>	21	<b>MMO 06.25</b>	25	<b>CMO 06 L</b>	21	<b>MMO 06 L25</b>	25
with pegs, side entry			<b>MMO 06.32</b>	32			<b>MMO 06 L32</b>	32
with pegs, side entry, high construction	<b>CMAO 06.21</b>	21	<b>MMAO 06.32</b>	32	<b>CMAO 06 L21</b>	21	<b>MMAO 06 L32</b>	32
with pegs, side entry, high construction	<b>CMAO 06.29</b>	29	<b>MMAO 06.40</b>	40	<b>CMAO 06 L29</b>	29	<b>MMAO 06 L40</b>	40
with pegs, top entry	<b>CMV 06</b>	21	<b>MMV 06.25 **</b>	25	<b>CMV 06 L</b>	21	<b>MMV 06 L25</b>	25
with pegs, top entry			<b>MMV 06.32</b>	32			<b>MMV 06 L32</b>	32
with pegs, top entry, high construction	<b>CMAV 06.21</b>	21	<b>MMAV 06.32</b>	32	<b>CMAV 06 L21</b>	21	<b>MMAV 06 L32</b>	32
with pegs, top entry, high construction	<b>CMAV 06.29</b>	29	<b>MMAV 06.40</b>	40	<b>CMAV 06 L29</b>	29	<b>MMAV 06 L40</b>	40
with pegs, frontal entry, high construction	<b>CMAF 06</b>	21	<b>MMAF 06.25</b>	25				
with pegs, frontal entry, high constr., without adaptor *			<b>MMFF 06.25</b>	25				

\* enclosure without adaptor, threaded on the body, to be used only with a complete cable clamp.

\*\* can only be used with a complete cable clamp (to be purchased separately)

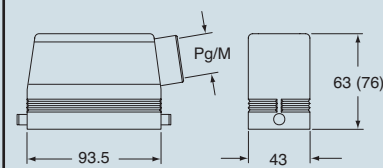
dimensions in mm

**CMO (CMAO) and MMO (MMAO)**

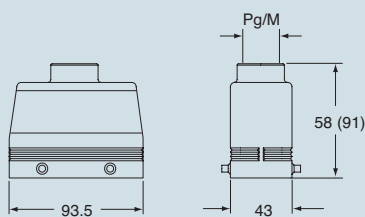


dimensions in mm

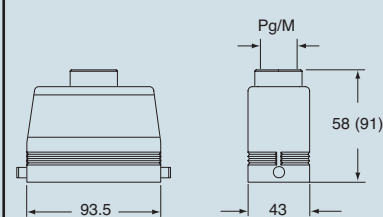
**CMO L (CMAO L) and MMO L (MMAO L)**



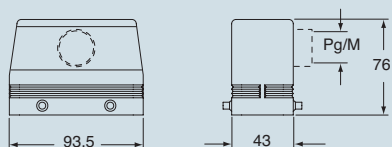
**CMV (CMAV) and MMV (MMAV)**



**CMV L (CMAV L) and MMV L (MMAV L)**



**CMAF/CMFF and MMAF/MMFF**



**CAUS**® Type 4/4X/12

dimensions indicated are not binding and may be changed without notice

size 77.27





inserts: page  
**CME** ..... 6 + 2 (aux) poles + ⊕ 117

insert centre distance:  
**77.5 x 27 mm**

**hoods with 2 levers**



**hoods with single lever**

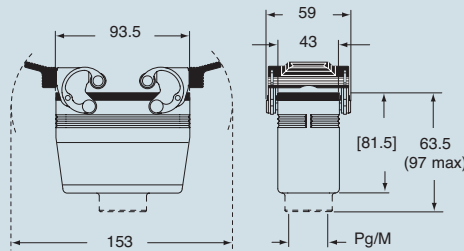


description	part No.		part No.		part No.		part No.	
		entry Pg		entry M		entry Pg		entry M
with levers and gasket, top entry	<b>CMV 06 G</b>	21	<b>MMV 06 G32</b>	32	<b>CMV 06 LG</b>	21	<b>MMV 06 LG32</b>	32
with levers and gasket, top entry, high construction	<b>CMAV 06 G</b>	21	<b>MMAV 06 G25</b>	25	<b>CMAV 06 LG21</b>	21	<b>MMAV 06 LG25</b>	25
with levers and gasket, top entry, high construction	<b>CMAV 06 G29</b>	29	<b>MMAV 06 G32</b>	32	<b>CMAV 06 LG29</b>	29	<b>MMAV 06 LG32</b>	32
with levers and gasket, top entry, high constr., without adaptor *			<b>MMFV 06 G25</b>	25			<b>MMFV 06 LG25</b>	25
with levers and gasket, top entry, high constr., without adaptor *			<b>MMFV 06 G32</b>	32			<b>MMFV 06 LG32</b>	32

\* enclosure without adaptor, threaded on the body, to be used only with a complete cable clamp.

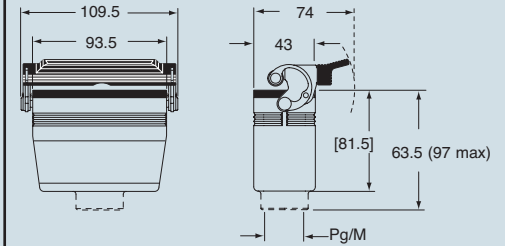
dimensions in mm

**CMV G (CMAV G) and [CMFV G],  
 MMV G (MMAV G) and [MMFV G]**



dimensions in mm

**CMV LG (CMAV LG) and [CMFV LG],  
 MMV LG (MMAV LG) and [MMFV LG]**



size 77.27

**CALUS**® Type 4/4X/12

dimensions indicated are not binding and may be changed without notice

inserts: page  
**CME** ..... 6 + 2 (aux) poles + ⊕ 117


insert centre distance:  
**77.5 x 27 mm**

The covers for C, G and LG, versions cannot be used together with coding pins. If this application is required, please contact ILME SpA.

**hoods with 2 levers**



**covers**



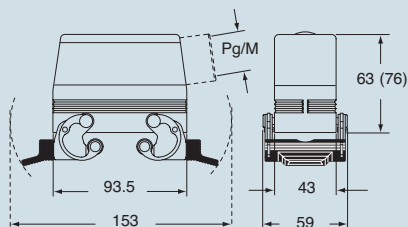
description	part No.		part No.		part No.
		entry Pg		entry M	
with levers, side entry <sup>1)</sup>	<b>CMO 06 X</b>	21	<b>MMO 06 X25</b>	25	
with levers, side entry <sup>1)</sup>			<b>MMO 06 X32</b>	32	
with levers, side entry, high construction <sup>1)</sup>	<b>CMAO 06 X</b>	21	<b>MMAO 06 X32</b>	32	
with levers, side entry, high construction <sup>1)</sup>	<b>CMAO 06 X29</b>	29	<b>MMAO 06 X40</b>	40	
with levers, top entry <sup>1)</sup>	<b>CMV 06 X</b>	21	<b>MMV 06 X25</b>	25	
with levers, top entry <sup>1)</sup>			<b>MMV 06 X32</b>	32	
with levers, top entry, high construction <sup>1)</sup>	<b>CMAV 06 X</b>	21	<b>MMAV 06 X32</b>	32	
with levers, top entry, high construction <sup>1)</sup>	<b>CMAV 06 X29</b>	29	<b>MMAV 06 X40</b>	40	
with 4 pegs (for enclosures with 2 levers with gasket)					<b>CHC 16</b>
with 4 pegs and gasket (for enclosures with 2 levers) <sup>2)</sup>					<b>CHC 16 C</b>
with 2 pegs (for enclosures with 1 lever with gasket)					<b>CHC 16 L</b>
with 2 levers (for hoods with 4 pegs)					<b>CHC 16 G</b>
with 1 lever (for hoods with 2 pegs)					<b>CHC 16 LG</b>

<sup>1)</sup> May be combined with housings:  
 - CMI/CMP/CMAV 06 CS/CP  
 - MMP/MMAV 06 CS/CP

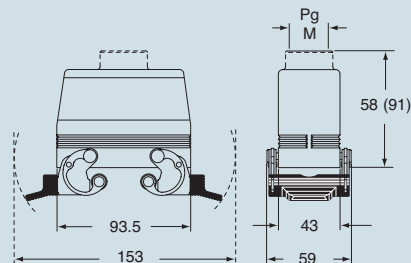
<sup>2)</sup> May be combined with housings:  
 - CMO/CMAO 06 X and CMV/CMAV 06 X  
 - MMO/MMAO 06 X and MMV/MMAV 06 X

dimensions in mm

**CMO X (CMAO X) and MMO X (MMAO X)**



**CMV X (CMAV X) and MMV X (MMAV X)**



dimensions in mm

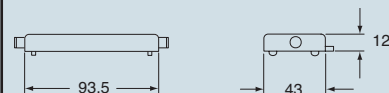
**CHC**



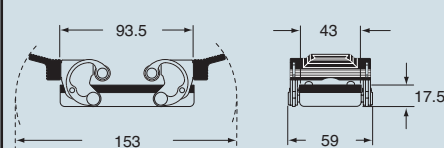
**CHC C**



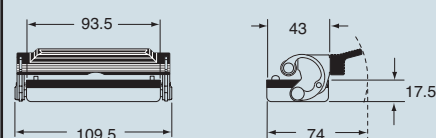
**CHC L**



**CHC G**



**CHC LG**



**CALUS**® Type 4/4X/12

dimensions indicated are not binding and may be changed without notice

size 77.27




inserts:	page
<b>CN RY</b> ..... 16 poles + ⊕	82
<b>CNE RY</b> ..... 16 poles + ⊕	91
<b>CP RY</b> ..... 6 poles + ⊕	127

insert centre distance:  
**77.5 x 27 mm**

The covers for G versions cannot be used together with coding pins. If this application is required, please contact ILME SpA.

housings and cover

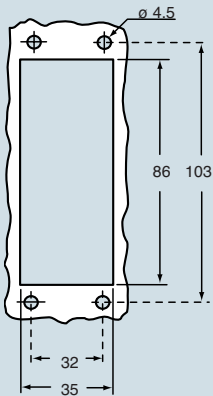


hoods and cover



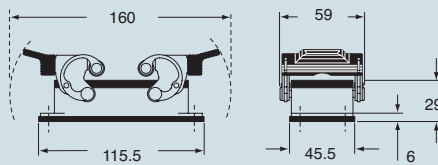
description	part No.		part No.		part No.		part No.	
	entry Pg	entry M	entry Pg	entry M	entry Pg	entry M	entry Pg	entry M
bulkhead mounting, with levers	---	---	---	---	---	---	---	---
surface mounting, with levers, high construction	<b>CAPR 16.21</b>	21	<b>MAPR 16.32</b>	32				
cover with 4 pegs (for housings)	<b>CHCR 16</b>							
with pegs, side entry					<b>CHOR 16</b>	21	<b>MHOR 16.25</b>	25
with pegs, side entry, high construction					<b>CAOR 16.21</b>	21	<b>MAOR 16.40</b>	40
with pegs, top entry					<b>CHVR 16</b>	21	<b>MHVR 16.25</b>	25
with pegs, top entry, high construction					<b>CAVR 16.21</b>	21	<b>MAVR 16.40</b>	40
cover with 2 levers (for hoods)					<b>CHCR 16 G</b>			

panel cut-out for bulkhead mounting housings in mm

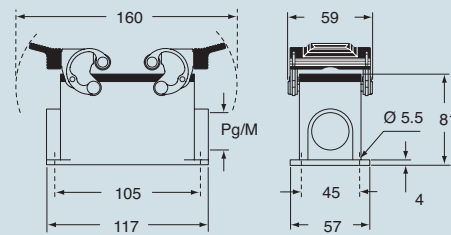


dimensions in mm

**CHIR**



**CAPR and MAPR**

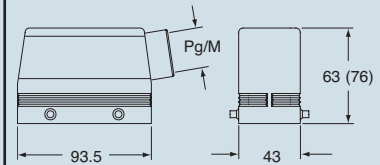


**CHCR**

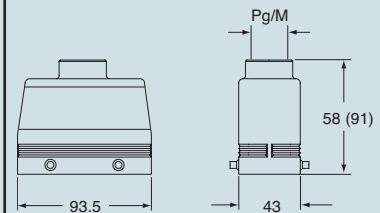


dimensions in mm

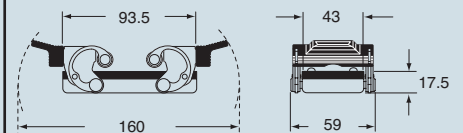
**CHOR (CAOR) and MHOR (MAOR)**



**CHVR (CAVR) and MHVR (MAVR)**



**CHCR G**



**CALUS**® Type 4/4X/12

dimensions indicated are not binding and may be changed without notice

size 77.27



inserts:		page
CD	40 poles + ⊕	43
CT, CTS *) (10A)	40 poles + ⊕	50
CDD	72 poles + ⊕	56
CQE	32 poles + ⊕	76
CN	16 poles + ⊕	82
CCE	16 poles + ⊕	90
CNE, CSE	16 poles + ⊕	91
CSS	16 poles + ⊕	100
CTE, CTSE *) (16A)	16 poles + ⊕	108
CMSE	6+2 (aux) poles + ⊕	116
CMCE	6+2 (aux) poles + ⊕	116
CME	6+2 (aux) poles + ⊕	117
CP	6 poles + ⊕	127
CX	6/36 and 12/2 poles + ⊕	130÷131
CX	4/0 and 4/2 poles + ⊕	132
MIXO	4 modules	137÷151

insert centre distance: 77.5 x 27 mm

\*) only for enclosure CHIW 16

housings and cover

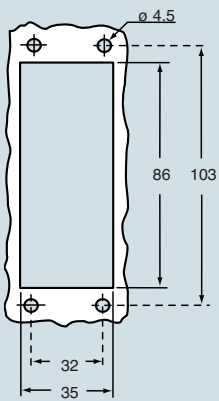


hoods and cover



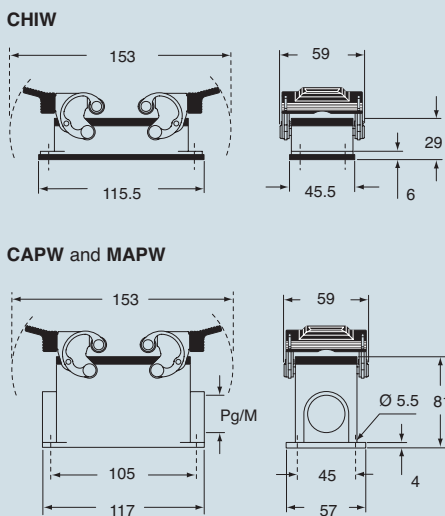
description	part No.		entry		part No.		entry	
			Pg	M			Pg	M
bulkhead mounting, with levers	<b>CHIW 16</b>	---						
surface mounting, with levers, high construction	<b>CAPW 16.21</b>	21		<b>MAPW 16.32</b>	32			
cover with 4 pegs (for enclosures with 2 levers)	<b>CHCW 16</b>							
with pegs, side entry					<b>CHOW 16</b>	21	<b>MHOW 16.25</b>	25
with pegs, side entry					<b>CAOW 16.29</b>	29	<b>MHOW 16.32</b>	32
with pegs, side entry, high construction							<b>MAOW 16.32</b>	32
with pegs, side entry, high construction							<b>MAOW 16.40</b>	40
with pegs, top entry					<b>CHVW 16</b>	21	<b>MHVW 16.25</b>	25
with pegs, top entry							<b>MHVW 16.32</b>	32
with pegs, top entry, high construction					<b>CAVW 16.29</b>	29	<b>MAVW 16.32</b>	32
with pegs, top entry, high construction							<b>MAVW 16.40</b>	40
cover with 2 levers (for enclosures with 4 pegs)					<b>CHCW 16 G</b>			
with levers and gasket, top entry					<b>CAVW 16 G29</b>	29	<b>MAVW 16 G32</b>	32

panel cut-out for bulkhead mounting housings in mm



The covers for G versions cannot be used together with coding pins. If this application is required, please contact ILME SpA.

dimensions in mm

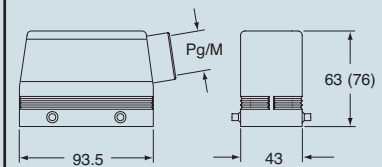


CHCW

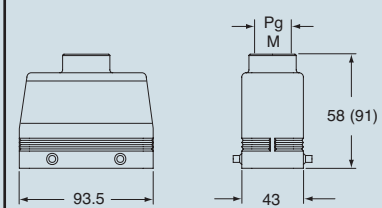


dimensions in mm

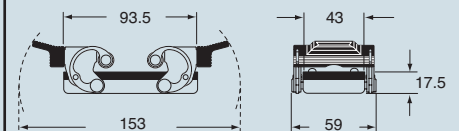
CHOW (CAOW) and MHOW (MAOW)



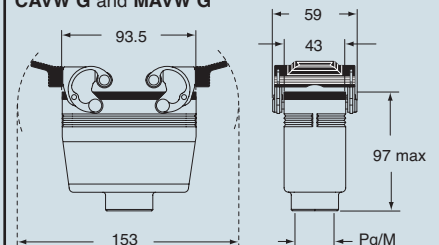
CHVW (CAVW) and MHVW (MAVW)



CHCW G



CAVW G and MAVW G



**ILME**® Type 4/4X/12

dimensions indicated are not binding and may be changed without notice


size 77.27



inserts:		page
CD	40 poles + ⊕	43
CT, CTS *) (10A)	40 poles + ⊕	50
CDD	72 poles + ⊕	56
CQE	32 poles + ⊕	76
CN	16 poles + ⊕	82
CCE	16 poles + ⊕	90
CNE, CSE	16 poles + ⊕	91
CSS	16 poles + ⊕	100
CTE, CTSE *) (16A)	16 poles + ⊕	108
CMSE	6+2 (aux) poles + ⊕	116
CMCE	6+2 (aux) poles + ⊕	116
CP	6 poles + ⊕	127
CX	6/36 and 12/2 poles + ⊕	130÷131
CX	4/0 and 4/2 poles + ⊕	132
MIXO	4 modules	137÷151

insert centre distance: 77.5 x 27 mm  
 \*) only for enclosure CHIS 16

housings and cover for electromagnetic compatibility

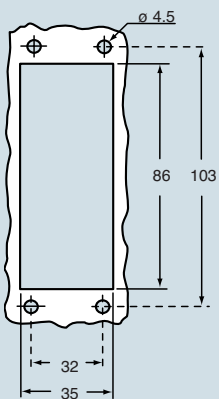


hoods and cover for electromagnetic compatibility



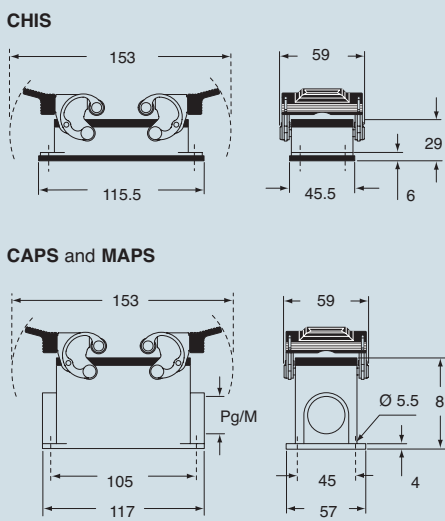
description	part No.		entry		part No.		entry		
			Pg	M			Pg	M	
bulkhead mounting, with levers	<b>CHIS 16</b>	---							
surface mounting, with levers, high construction	<b>CAPS 16.21</b>	21		<b>MAPS 16.32</b>	32				
cover with 4 pegs (for enclosures with 2 levers)	<b>CHCS 16</b>								
with pegs, side entry					<b>CHOS 16</b>	21		<b>MHOS 16.25</b>	25
with pegs, side entry, high construction					<b>CAOS 16.29</b>	29		<b>MHOS 16.32</b>	32
with pegs, side entry, high construction								<b>MAOS 16.32</b>	32
with pegs, top entry					<b>CHVS 16</b>	21		<b>MHVS 16.25</b>	25
with pegs, top entry, high construction								<b>MHVS 16.32</b>	32
with pegs, top entry, high construction					<b>CAVS 16.29</b>	29		<b>MAVS 16.32</b>	32
with pegs, top entry, high construction								<b>MAVS 16.40</b>	40
cover with 2 levers (for enclosures with 4 pegs)					<b>CHCS 16 G</b>				

panel cut-out for bulkhead mounting housings in mm

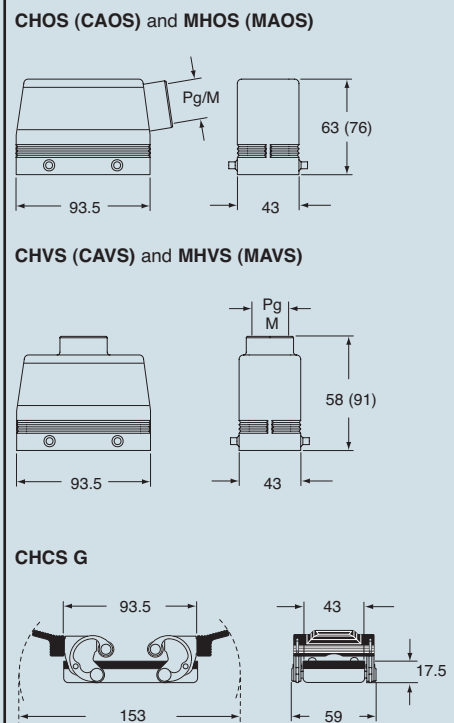


The covers for G versions cannot be used together with coding pins. If this application is required, please contact ILME SpA.

dimensions in mm



dimensions in mm



dimensions indicated are not binding and may be changed without notice

size 77.27

## X-ON Electronics

Largest Supplier of Electrical and Electronic Components

*Click to view similar products for [Standard Circular Connector](#) category:*

*Click to view products by [ILME](#) manufacturer:*

Other Similar products are found below :

[C015 10F006 001 1](#) [5M2530B10P](#) [600247N007](#) [600259N006](#) [600273N007](#) [600432N009](#) [6280-2PG-519](#) [6280-3PG-311](#) [6280-3SG-311](#)  
[6280-7SG-3DC](#) [6280-7SG-522](#) [6282-5PG-311](#) [6282-6PG-519](#) [6282-8SG-311](#) [6283-11](#) [6283-15](#) [6290](#) [6293](#) [6382-2PG-311](#) [6382-2PG-3DC](#)  
[6382-2SG-321](#) [6382-2SG-3DC](#) [6382-4SG-516](#) [67-03E20-37P](#) [681-PMG](#) [CXS3102A14S2P](#) [CXS3102A181S](#) [CXS3106A14S6S](#)  
[D38999/20FC8SA L/C](#) [MB12P-1](#) [MB12R-6](#) [7251-2PG-300](#) [7251-2SG-300](#) [7251-4PG-300](#) [7251-4SG-300](#) [7251-5PG-300](#) [7251-5SG-300](#)  
[7251-6SG-300](#) [7251-7PG-300](#) [7251-8PG-300](#) [7271-6SG-300](#) [7282-3PG-300-CH3](#) [73000005663](#) [75-190011-03P](#) [75-190216-08S](#) [75-190218-](#)  
[10P](#) [75-214636-52P](#) [75-474118-10P](#) [75-474211-03P](#) [75-474218-19S](#)