

enclosures size "21.21"

- insulating type ..... page: 153 ÷ 154
- metallic type ..... page: 155 ÷ 156
- aggressive environments..page: 157
- EMC ..... page: 158

- features according to EN 61984:  
**10A 250V 4kV 3**
- UL, CSA, CCC, GL certified
- for maximum current load, see the insert load curve section on page 28
- inserts and enclosures for applications with temperatures up to 180 °C, available on request
- can be mated with CKS inserts

**inserts, 3 poles + ⊕  
screw terminal connections**



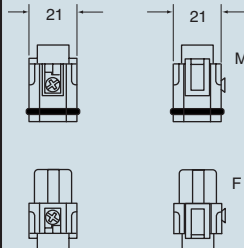
**inserts, 4 poles + ⊕  
screw terminal connections**



description	part No.	part No.	part No.	part No.
distinctive colour female inserts with female contacts <sup>1)</sup> male inserts with male contacts	white <b>CKF 03</b> <b>CKM 03</b>	black <b>CKF 03 N</b> <b>CKM 03 N</b>		
distinctive colour female inserts with female contacts <sup>1)</sup> male inserts with male contacts			white <b>CKF 04</b> <b>CKM 04</b>	black <b>CKF 04 N</b> <b>CKM 04 N</b>

<sup>1)</sup> the female inserts can be mounted into the straight bulkhead housings CK I from the rear

dimensions in mm

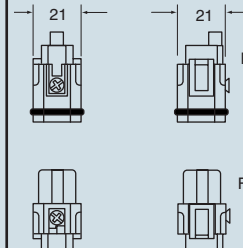


contacts side (front view)



- inserts for connectors with the following sections:  
0.75 ÷ 2.5 mm<sup>2</sup> - AWG 18 ÷ 14
- torsion couple recommended for conductor fastening screws and stripping length see section feature of inserts on page 13

dimensions in mm



contacts side (front view)



- inserts for connectors with the following sections:  
0.75 ÷ 2.5 mm<sup>2</sup> - AWG 18 ÷ 14
- torsion couple recommended for conductor fastening screws and stripping length see section feature of inserts on page 13

dimensions indicated are not binding and may be changed without notice

enclosures: size "21.21"

- insulating type ..... page: 153 ÷ 154
- metallic type ..... page: 155 ÷ 156
- aggressive environments..page: 157
- EMC ..... page: 158

- features according to EN 61984:  
**10A 400V 4kV 3**
- certifications: (UL), (CSA); the certifications shown in brackets are being applied for
- for maximum current load, see the insert load curve section on page 28
- can be mated with CK inserts

**inserts, 3 poles + ⊕  
connection with spring terminal**



**NEW**

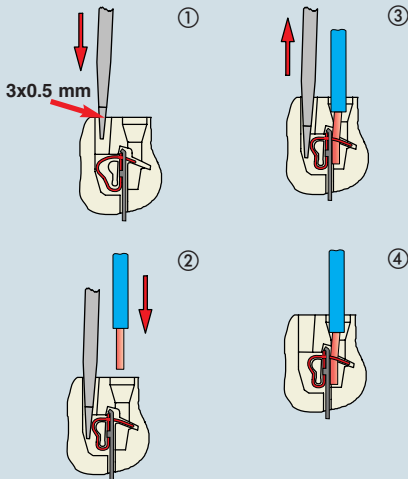
**inserts, 4 poles + ⊕  
connection with spring terminal**



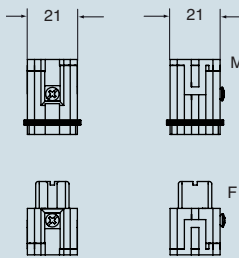
**NEW**

description	part No.	part No.
female inserts with female contacts male inserts with male contacts	<b>CKSF 03</b> <b>CKSM 03</b>	
female inserts with female contacts male inserts with male contacts		<b>CKSF 04</b> <b>CKSM 04</b>

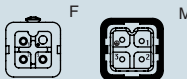
**connection with spring terminal**



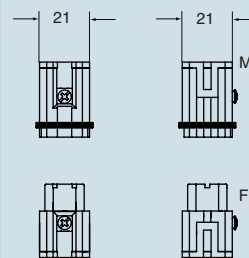
dimensions in mm



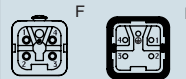
contacts side (front view)



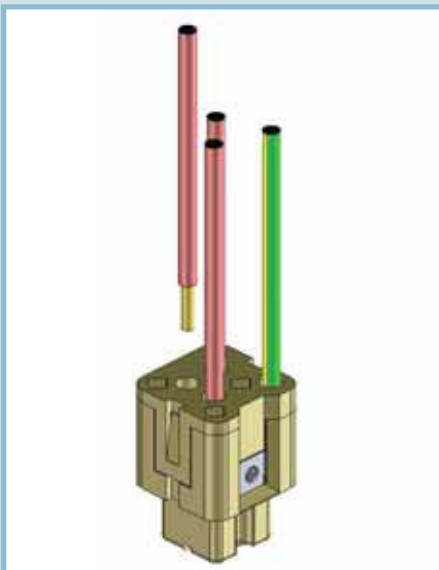
dimensions in mm



contacts side (front view)



**Rear top entry of wires for a more easier wiring**



dimensions indicated are not binding and may be changed without notice

- inserts for wires with the following sections:  
0.14 ÷ 2.5mm<sup>2</sup> - AWG 26 ÷ 14  
for prepared wires  
usable section: up to 1.5 mm<sup>2</sup> (AWG 16)
- stripping length see section feature of inserts on page 13

- inserts for wires with the following sections:  
0.14 ÷ 2.5mm<sup>2</sup> - AWG 26 ÷ 14  
for prepared wires  
usable section: up to 1.5 mm<sup>2</sup> (AWG 16)
- stripping length see section feature of inserts on page 13

## X-ON Electronics

Largest Supplier of Electrical and Electronic Components

*Click to view similar products for [Standard Circular Connector](#) category:*

*Click to view products by [ILME](#) manufacturer:*

Other Similar products are found below :

[C015 10F006 001 1](#) [5M2530B10P](#) [600247N007](#) [600259N006](#) [600273N007](#) [600432N009](#) [6280-2PG-519](#) [6280-3PG-311](#) [6280-3SG-311](#)  
[6280-7SG-3DC](#) [6280-7SG-522](#) [6282-5PG-311](#) [6282-6PG-519](#) [6282-8SG-311](#) [6283-11](#) [6283-15](#) [6290](#) [6293](#) [6382-2PG-311](#) [6382-2PG-3DC](#)  
[6382-2SG-321](#) [6382-2SG-3DC](#) [6382-4SG-516](#) [67-03E20-37P](#) [681-PMG](#) [CXS3102A14S2P](#) [CXS3102A181S](#) [CXS3106A14S6S](#)  
[D38999/20FC8SA L/C](#) [MB12P-1](#) [MB12R-6](#) [7251-2PG-300](#) [7251-2SG-300](#) [7251-4PG-300](#) [7251-4SG-300](#) [7251-5PG-300](#) [7251-5SG-300](#)  
[7251-6SG-300](#) [7251-7PG-300](#) [7251-8PG-300](#) [7271-6SG-300](#) [7282-3PG-300-CH3](#) [73000005663](#) [75-190011-03P](#) [75-190216-08S](#) [75-190218-](#)  
[10P](#) [75-214636-52P](#) [75-474118-10P](#) [75-474211-03P](#) [75-474218-19S](#)